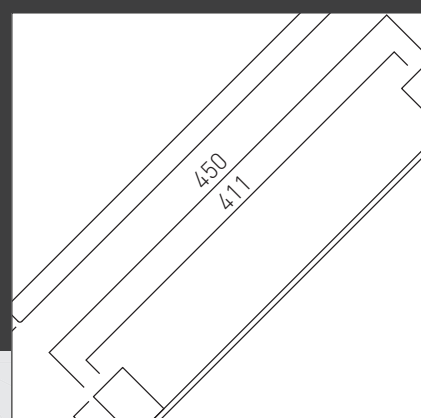
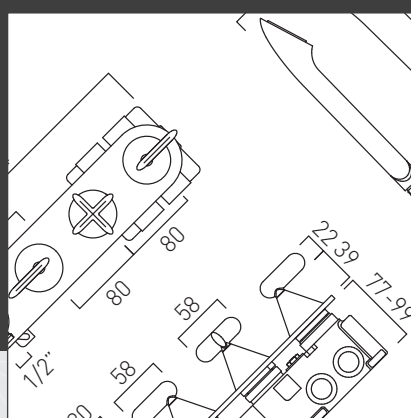
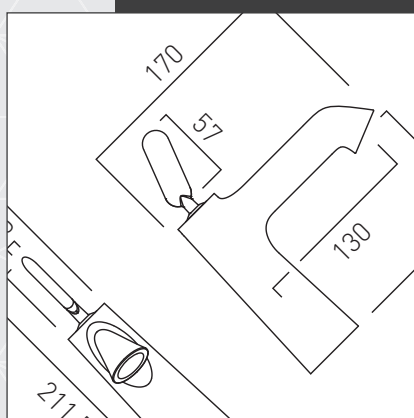


SPECIFICATIONS GUIDE

2023

15.
year guarantee



WHERE INSPIRATION FLOWS

TAPS | SHOWERS | ACCESSORIES



WELCOME TO THE VADO WAY

We are **VADO**, one of the leading brands in the bathroom industry. Our taps, showers and accessories are supplied globally into a wide variety of residential and commercial buildings. From family homes to prestigious hotels, buildings with historical importance and even luxury yachts.

For over 30 years we have appreciated the importance of the bathroom, which is why we lead the way with our innovative approach to create high-quality products. We produce exceptional, tailored brassware solutions for our retailer and specifier markets and provide them with world-class support.

We are passionate about what we do and have some of the most loyal customers in the industry – why? Because we go above and beyond to exceed our customers' needs and expectations; with **VADO**, perfection comes as standard.



CONTACT US

- **SALES** 01934 744466
EMAIL SALES@VADO.COM
- **AFTERSALES** 01934 745163
EMAIL AFTERSALES@VADO.COM
- **WEB** WWW.VADO.COM/CONTACT-US



YOU ARE IN SAFE HANDS

When recommending **VADO** to your customers, you can be confident that our credentials speak for themselves. To provide them with **reassurance and peace of mind**, sharing our trade partnerships from some of the most prestigious locations around the globe may prove the difference.

The exceptional quality of our products, outstanding customer service, and our agility to support large scale developments, have allowed us to partner with the world's leading construction businesses to make **VADO** a **globally trusted brand**.

This cityscape shows a small snapshot of a variety of renowned projects we have been involved with.

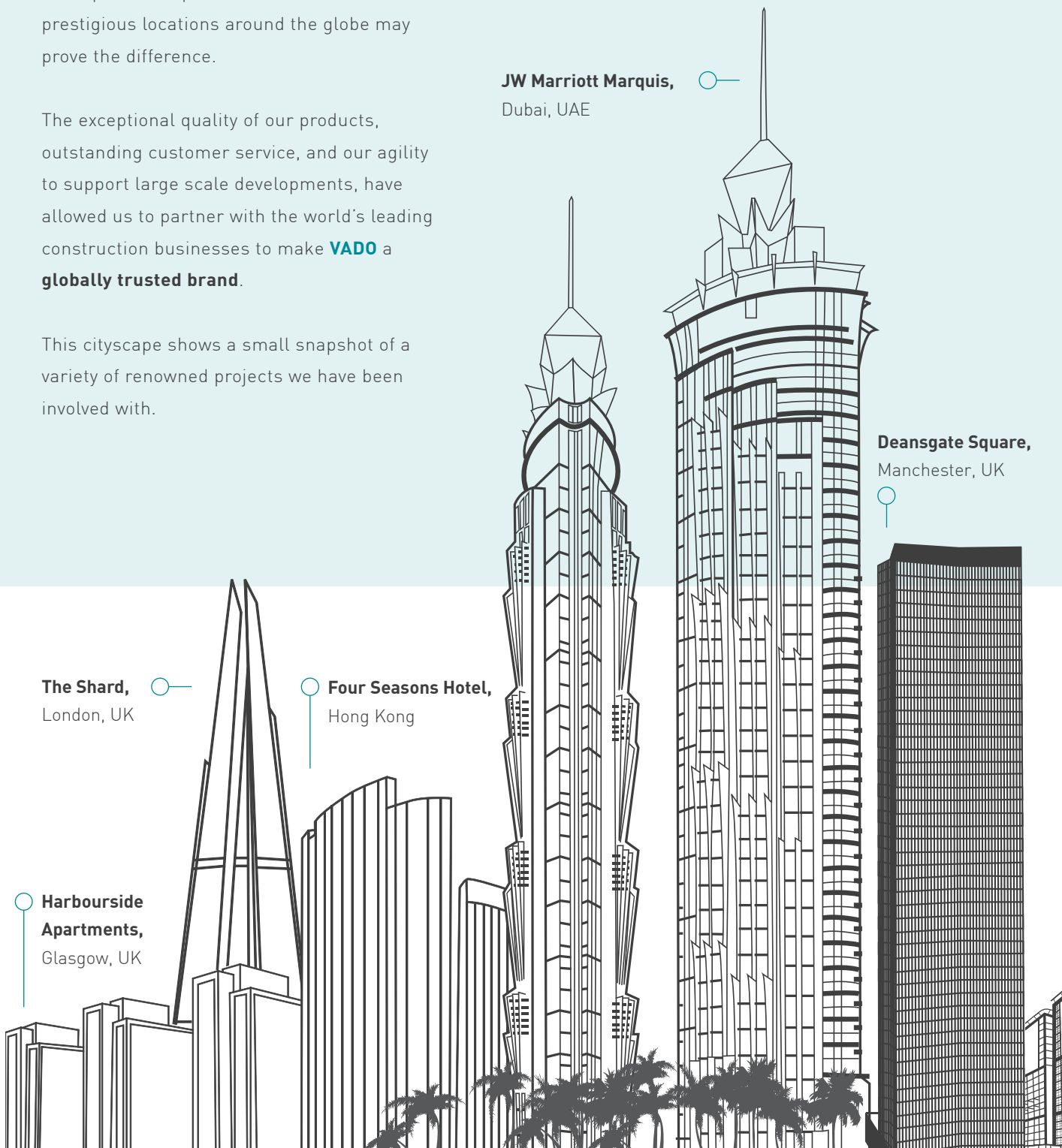
JW Marriott Marquis,
Dubai, UAE

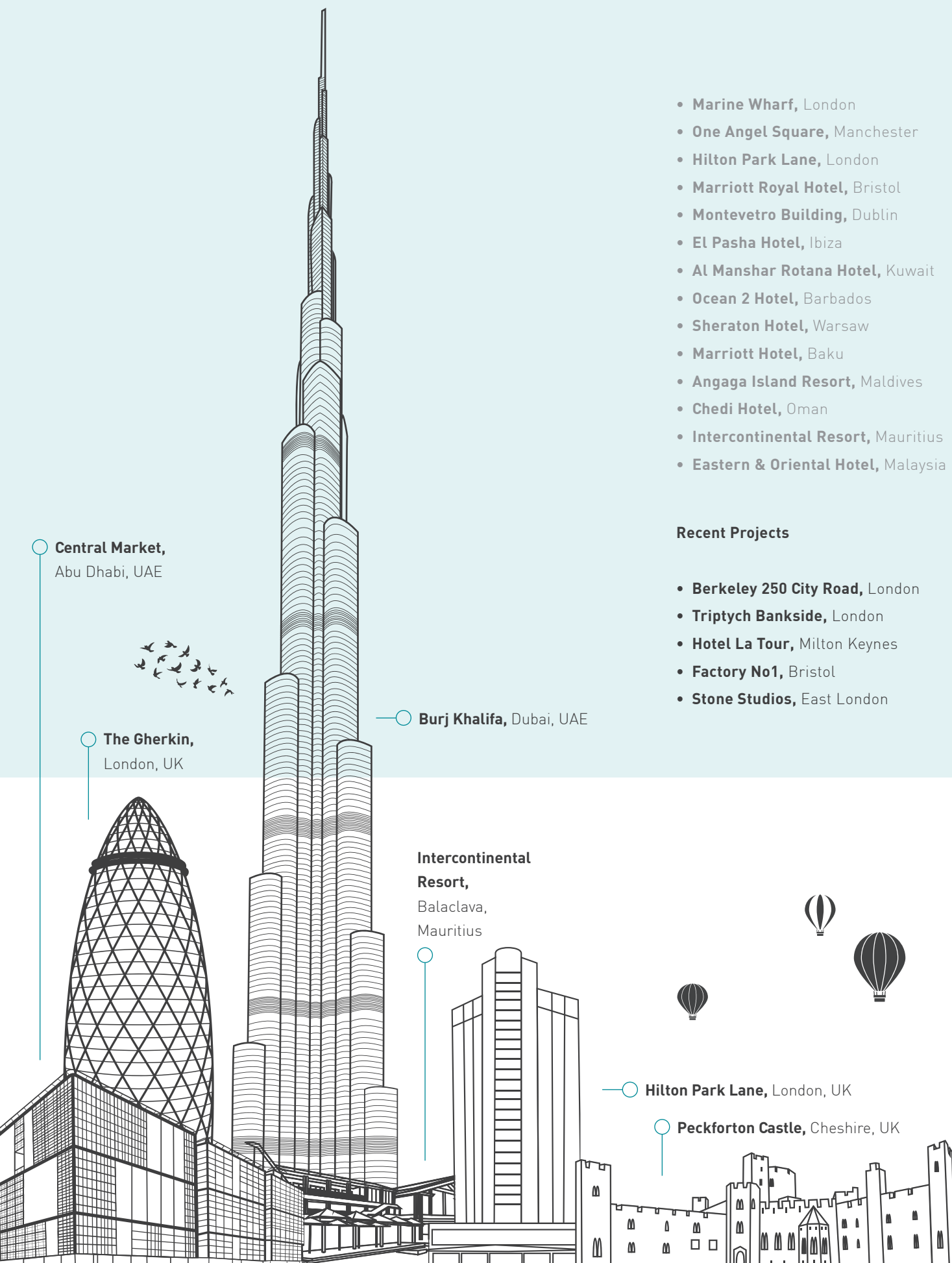
Deansgate Square,
Manchester, UK

The Shard,
London, UK

Four Seasons Hotel,
Hong Kong

**Harbourside
Apartments,**
Glasgow, UK





Central Market,
Abu Dhabi, UAE

The Gherkin,
London, UK

Burj Khalifa, Dubai, UAE

Intercontinental
Resort,
Balaclava,
Mauritius

Hilton Park Lane, London, UK

Peckforton Castle, Cheshire, UK

- Marine Wharf, London
- One Angel Square, Manchester
- Hilton Park Lane, London
- Marriott Royal Hotel, Bristol
- Montevetro Building, Dublin
- El Pasha Hotel, Ibiza
- Al Manshar Rotana Hotel, Kuwait
- Ocean 2 Hotel, Barbados
- Sheraton Hotel, Warsaw
- Marriott Hotel, Baku
- Angaga Island Resort, Maldives
- Chedi Hotel, Oman
- Intercontinental Resort, Mauritius
- Eastern & Oriental Hotel, Malaysia

Recent Projects






















- Berkeley 250 City Road, London
- Triptych Bankside, London
- Hotel La Tour, Milton Keynes
- Factory No1, Bristol
- Stone Studios, East London

CONTENTS

BOOTH & CO.	21		KITCHEN MIXERS	106
 TAPS	21		WASTES & FITTINGS	112
 KITCHEN MIXERS	30		SHOWERING	118
 SHOWERS	32		SHOWERING PACKAGES	118
 ACCESSORIES	37		SHOWER COLUMNS	137
 WASTES	40		STUDFAST INFO	142
 TAPS	42		TABLET iO	143
 ARRONDI	42		ARRONDI SHOWERS	146
 OMIKA	47		KNURLED SHOWERS	148
 KOVERA	51		OMIKA SHOWERS	149
 SYNERGIE	53		ALTITUDE SHOWERS	152
 GEO	56		NOTION SHOWERS	155
 NOTION	60		ORIGINS SHOWERS	159
 EDIT	65		ELEMENTS SHOWERS	160
 ORIGINS	69		CELSIUS SHOWERS	163
 ELEMENTS	75		LIFE SHOWERS	166
 LIFE	79		PHASE SHOWERS	167
 PHASE	85		PHOTON SHOWERS	168
 PHOTON	89		MIX² SHOWERS	169
 SENSE	92		VALVE COMPONENT KITS	171
 ZOO	96		SENSORI SMART SHOWERS	191
 I-TECH	103		EXPOSED SHOWER VALVES	194





	MANUAL SHOWER VALVES	196
	DIVERTERS & STOP VALVES	202
	RIGID RISERS	205
	ARRONDI/OMIKA	207
	SHOWERING SOLUTIONS	211
	HANDSETS/KITS	219
	FIXED SHOWER HEADS & ARMS	226
	RAILS/HOSES	237
	OUTLETS/BRACKETS	239
	ACCESSORIES	241
	KNURLED ACCENTS	241
	OMIKA	242
	SPA	245
	ELEMENTS	249
	LIFE	253
	SHAMA	256
	PHASE	259
	PHOTON	262
	LEVEL	266
	BASKETS	270
	H2ECO	274
	POLICIES AND GUARANTEES	278

WE UNDERSTAND YOUR CUSTOMER



We have gained a lot of knowledge and experience throughout our **34 years trading**, so we'd like to think we know a thing or two about selling **premium quality brassware**. That's why you can be confident that at **VADO** we make it our priority to know about your customers and tailor our offer to them, to make your job of selling **VADO** easy.

Your customers are important and if they have already contacted you, they are a step closer to buying their perfect bathroom.

The next step is to simplify the process of decision making, which is why our **Consumer Guide** is the ultimate manual to help your customers plan and select the right look.



LET'S INSPIRE

Our **Consumer Guide** aims to provide the perfect starting point for **gaining inspiration and advice** for selecting stylish brassware.

With lots of **useful information** and **simplified product selection** pages, this guide has been developed in conjunction with your customers, to ensure they get the best possible buying experience with you.

This catalogue makes it easier for your customers to discover their desired **VADO** essentials, but it also enables you to remain the **expert** throughout the buying process.



YOUR ULTIMATE GUIDE TO SPECIFYING VADO

We understand that for you **reputation is everything**, which is why we are focused on helping you to get it right every time.

YOU ARE THE SPECIALIST



The purpose of our Specification Manual is to make you a **VADO** specialist, allowing you to effectively recommend any **VADO** product with complete confidence.

Not only have we simplified the buying process for your customer, **we have simplified it for you.**

This places you, our valued customer, in full control; from initial query through to install.

With **VADO**, you're the **expert.**

TRAIN WITH **THE BEST**

At **VADO**, we believe in sharing all of our expertise and knowledge, using our state-of-the-art training facilities.



HYDROLOGICS
STUDIO

Our **Hydrologics Studio** in Cheddar has been designed with you in mind and provides a unique learning environment to **gain tailored training and product knowledge** to become a true **VADO** professional.

Please contact your **VADO** Area Sales Manager to **book training** for you and your team.



MATERIAL LAB

A visit to our state-of-the-art facility at **Material Lab**, London, allows you to **discover the latest trends** and network with fellow Retailers, Architects and Interior Designers alike, a must for keeping you at the forefront of **VADO** product innovation.



M MATERIAL
SOURCE
STUDIO

VADO has recently joined **Material Source** based in Manchester, serving the North West's architecture and design community. A first-of-its-kind facility showcasing best-in-class products and brands; at Material Source, you will find everything you need for every project.



EXPERIENCE OUR PRODUCTS IN **FULL 3D**



STEP 1:

BROWSE

Browse the **VADO** website and discover the variety of styles and designs across our extensive offering of bathroom brassware.

STEP 2:

360 VIEW

Whilst you are browsing your favourite **VADO** products, click the 360° button on any product page to view a 3D model of our products at every angle.

STEP 3:

EXPERIENCE

Undecided on style or finish? View all **VADO** products in your bathroom before purchasing, using our Augmented Reality tool. Simply click the AR button on your selected product, place the 3D model on your basin, bath or shower wall and bring your bathroom design to life.



UNLEASH YOUR SALES POTENTIAL

To assist you throughout the selling process, our premium bathroom brassware also features on a variety of valued computer software sites, namely **Virtual Worlds, Inno+, EQ Software and Bimstore.**



Create 3D digital bathrooms with virtual reality capability to allow your customers to visualise their new room with **VADO** products in situ.



Design bathrooms for your customers, using photorealistic renders to allow your customers to visualise their new room with **VADO** products in situ.



Produce order forms and invoices, control stock, plan production and **improve efficiency** to make your administration process quick and easy. EQ Software is also compatible with Inno+ and Virtual Worlds.



Increase the level of detail in your designs with the use of Building Information Modelling (BIM). A core selection of **VADO** products are now available to download from the Bimstore Library and follow all essential industry standards.

Each platform contains the entire **VADO** portfolio*, with up to date RRP's and imagery; a great tool to support your business.

* Only a core selection of VADO products are available on the Bimstore platform

SAVE WATER WITHOUT COMPROMISE

VADO are proud to develop products that are beautifully designed, provide an indulgent user experience, whilst saving water and caring for our planet.

Look out for products with these labels **H₂ECO®** and **ECOturn®** to be confident you are selling the best in water and energy-smart brassware, that will **provide immediate savings** in water and energy bills **without compromising performance**.



Honeycomb Air
Aerator

H₂ECO®

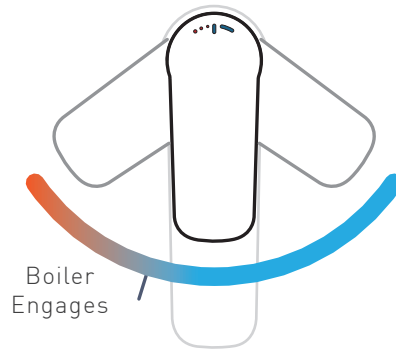
Many water saving products are fitted with a form of flow limiter that restricts water flow, regardless of the water pressure, resulting in a compromised performance.

We do not believe in anything less than perfect, that is why **VADO H₂ECO®** taps feature Honeycomb Air Flow regulators designed by industry leaders Neoperl, to **optimise water flow no matter the pressure**.



VADO eCOturn® products are designed to reduce the need to use hot water when it is not required, saving on hot water wastage, helping to **prolong the lifespan of the boiler** and ultimately **saving your customer money...**

VADO products with eCOturn® technology, have an increased cold-water area, allowing the user to consciously choose when they want to use hot water by actively turning the lever. This means simple tasks that do not require hot water, such as brushing teeth, can be done **without unnecessarily engaging the boiler** and heating water that isn't needed.



†



Appropriate products from our portfolio are WRAS approved for additional reassurance and for your water safety. A WRAS approval, certified by the Water Regulations Advisory Scheme, is an easy way to demonstrate that a material or water fitting is of a suitable quality and standard.



SCAN TO VIEW
OUR WATER
SAVING TIPS



LEADING COMPONENTRY FITTED AS STANDARD

We only fit the very best European components, to ensure our products stand the test of time, even in the busiest bathrooms:



VADO 2023 price list

product code	ex-vat	inc-vat	page	product code	ex-vat	inc-vat	page	product code	ex-vat	inc-vat	page
AQB-149RRK-RO-CP	£625.00	£750.00	139	ATM-HEADSQ/B/SA/A-CP	£329.17	£395.00	228	BC-AXB-150-BN	£325.00	£390.00	31
AQB-149RRK-SQ-CP	£625.00	£750.00	139	ATM-MFSRK-C/P	£229.17	£275.00	214	BC-AXB-150-CP	£258.33	£310.00	31
AQB-20X30/SA/A-C/P	£329.17	£395.00	227	ATM-MFSRKWO-CP	£245.83	£295.00	212	BC-AXB-153-BN	£425.00	£510.00	31
AQB-20X30-C/P	£245.83	£295.00	232	ATM-SFSRK/2-C/P	£208.33	£250.00	218	BC-AXB-153-CP	£341.67	£410.00	31
AQB-HANDSET/RO-DB-CP	£100.00	£120.00	220	BAS-2000-C/P	£116.67	£140.00	271	BC-AXB-180-BN	£66.67	£80.00	38
AQB-HANDSET/SQ-DB-CP	£100.00	£120.00	220	BAS-2001-C/P	£45.83	£55.00	272	BC-AXB-180-CP	£58.33	£70.00	38
AQB-OV/30/SA-C/P	£354.17	£425.00	227	BAS-2002-C/P	£54.17	£65.00	272	BC-AXB-181-BN	£70.83	£85.00	38
AQB-OV/30-C/P	£270.83	£325.00	232	BAS-2003-C/P	£195.83	£235.00	273	BC-AXB-181-CP	£62.50	£75.00	38
AQB-RO/15/SA-C/P	£145.83	£175.00	229	BAS-2004-C/P	£154.17	£185.00	273	BC-AXB-182-BN	£75.00	£90.00	38
AQB-RO/20/SA-C/P	£245.83	£295.00	227	BAS-2012-C/P	£95.83	£115.00	271	BC-AXB-182-CP	£66.67	£80.00	38
AQB-RO/20-C/P	£162.50	£195.00	231	BAS-2013-C/P	£116.67	£140.00	273	BC-AXB-183-BN	£79.17	£95.00	39
AQB-RO/30/SA-C/P	£354.17	£425.00	227	BAS-2014-C/P	£141.67	£170.00	272	BC-AXB-183-CP	£70.83	£85.00	39
AQB-RO/30-C/P	£270.83	£325.00	231	BAS-2015L-C/P	£116.67	£140.00	271	BC-AXB-184-45-BN	£104.17	£125.00	39
AQB-RO/40-C/P	£437.50	£525.00	231	BAS-2015M-C/P	£54.17	£65.00	271	BC-AXB-184-45-CP	£87.50	£105.00	39
AQB-RO/50-C/P	£579.17	£695.00	231	BAS-2016L-C/P	£87.50	£105.00	272	BC-AXB-186-BN	£50.00	£60.00	39
AQB-SFMKWO/RO-C/P	£200.00	£240.00	225	BAS-2016M-C/P	£75.00	£90.00	272	BC-AXB-186-CP	£41.67	£50.00	39
AQB-SFMKWO/SQ-C/P	£200.00	£240.00	225	BC-395-BN	£91.67	£110.00	41	BC-AXB-188-BN	£116.67	£140.00	39
AQB-SFSRK/RO-C/P	£216.67	£260.00	216	BC-460/UK-1.1/4-BN	£104.17	£125.00	41	BC-AXB-188-CP	£104.17	£125.00	39
AQB-SFSRK/SQ-C/P	£216.67	£260.00	216	BC-AXB-100-BN	£250.00	£300.00	22	BC-AXB-200-BN	£258.33	£310.00	26
AQB-SQ/20/SA/A-C/P	£245.83	£295.00	227	BC-AXB-100-CP	£208.33	£250.00	22	BC-AXB-200-CP	£216.67	£260.00	26
AQB-SQ/20-C/P	£162.50	£195.00	231	BC-AXB-101-BN	£425.00	£510.00	23	BC-AXB-201-BN	£433.33	£520.00	27
AQB-SQ/30/SA/A-C/P	£354.17	£425.00	227	BC-AXB-101-CP	£358.33	£430.00	23	BC-AXB-201-CP	£366.67	£440.00	27
AQB-SQ/30-C/P	£270.83	£325.00	231	BC-AXB-106-BN	£225.00	£270.00	23	BC-AXB-206-BN	£233.33	£280.00	27
AQB-SQ/40-C/P	£437.50	£525.00	231	BC-AXB-106-CP	£183.33	£220.00	23	BC-AXB-206-CP	£191.67	£230.00	27
AQB-SQ/50-C/P	£579.17	£695.00	231	BC-AXB-109-BN	£425.00	£510.00	23	BC-AXB-209-BN	£433.33	£520.00	27
AQB-WMSQ-C/P	£604.17	£725.00	234	BC-AXB-109-CP	£358.33	£430.00	23	BC-AXB-209-CP	£366.67	£440.00	27
ARR-100/CC-CP	£341.67	£410.00	43	BC-AXB-110-BN	£266.67	£320.00	22	BC-AXB-210-BN	£275.00	£330.00	26
ARR-100/SB-CP	£329.17	£395.00	43	BC-AXB-110-CP	£225.00	£270.00	22	BC-AXB-210-CP	£233.33	£280.00	26
ARR-100E/SB-CP	£437.50	£525.00	43	BC-AXB-120-BN	£600.00	£720.00	25	BC-AXB-220-BN	£616.67	£740.00	29
ARR-100M/CC-CP	£320.83	£385.00	43	BC-AXB-120-CP	£516.67	£620.00	25	BC-AXB-220-CP	£533.33	£640.00	29
ARR-100M/SB-CP	£308.33	£370.00	43	BC-AXB-123/RRK-BN	£1,875.00	£2,250.00	36	BC-AXB-231-BN	£616.67	£740.00	29
ARR-101-CP	£520.83	£625.00	44	BC-AXB-123/RRK-CP	£1,541.67	£1,850.00	36	BC-AXB-231-CP	£533.33	£640.00	29
ARR-109-CP	£520.83	£625.00	44	BC-AXB-128/2-BN	£829.17	£995.00	33	BC-AXB-233-BN	£1,162.50	£1,395.00	29
ARR-132T-CP	£995.83	£1,195.00	45	BC-AXB-128/2-CP	£708.33	£850.00	33	BC-AXB-233-CP	£995.83	£1,195.00	29
ARR-133-CP	£1,412.50	£1,695.00	46	BC-AXB-128/3-BN	£875.00	£1,050.00	33	BC-AXB-236-BN	£275.00	£330.00	28
ARR-140-CP	£200.00	£240.00	46	BC-AXB-128/3-CP	£745.83	£895.00	33	BC-AXB-236-CP	£233.33	£280.00	28
ARR-150-CP	£412.50	£495.00	44	BC-AXB-131-BN	£600.00	£720.00	25	BC-AXB-237-BN	£533.33	£640.00	28
ARR-150-CP	£412.50	£495.00	108	BC-AXB-131-CP	£516.67	£620.00	25	BC-AXB-237-CP	£450.00	£540.00	28
ARR-201-CP	£520.83	£625.00	44	BC-AXB-133-BN	£1,145.83	£1,375.00	25	BC-AXB-250-BN	£333.33	£400.00	31
ARR-209-CP	£520.83	£625.00	44	BC-AXB-133-CP	£979.17	£1,175.00	25	BC-AXB-250-CP	£266.67	£320.00	31
ARR-232T-CP	£995.83	£1,195.00	45	BC-AXB-136-BN	£266.67	£320.00	24	BC-AXB-253-BN	£433.33	£520.00	31
ARR-HEAD/SA-CP	£329.17	£395.00	208	BC-AXB-136-CP	£225.00	£270.00	24	BC-AXB-253-CP	£350.00	£420.00	31
ARR-HEAD/SA-CP	£329.17	£395.00	226	BC-AXB-137-BN	£516.67	£620.00	24	BC-AXB-HEAD/SA-BN	£312.50	£375.00	34
ARR-SFMKWO-CP	£216.67	£260.00	208	BC-AXB-137-CP	£433.33	£520.00	24	BC-AXB-HEAD/SA-CP	£245.83	£295.00	34
ARR-SFMKWO-CP	£216.67	£260.00	224	BC-AXB-140-BN	£108.33	£130.00	24	BC-AXB-OUTLET-BN	£87.50	£105.00	35
ARR-SFSRK+O-CP	£329.17	£395.00	208	BC-AXB-140-BN	£108.33	£130.00	28	BC-AXB-OUTLET-CP	£79.17	£95.00	35
ARR-SFSRK+O-CP	£329.17	£395.00	216	BC-AXB-140-CP	£91.67	£110.00	24	BC-AXB-SFMKWO-BN	£245.83	£295.00	35
ASC-150-C/P	£183.33	£220.00	111	BC-AXB-140-CP	£91.67	£110.00	28	BC-AXB-SFMKWO-CP	£200.00	£240.00	35
ATM-149RRK-RO-CP	£625.00	£750.00	140	BC-AXB-148/2-BN	£791.67	£950.00	34	BC-AXB-SFSRK-BN	£366.67	£440.00	35
ATM-HANDSET/MF-DB-CP	£100.00	£120.00	219	BC-AXB-148/2-CP	£662.50	£795.00	34	BC-AXB-SFSRK-CP	£312.50	£375.00	35
ATM-HANDSET/SF-DB-CP	£79.17	£95.00	221	BC-AXB-148-BN	£708.33	£850.00	34	BC-KITA-BN	£37.50	£45.00	41
ATM-HEAD/RO/B-C/P	£245.83	£295.00	232	BC-AXB-148-CP	£562.50	£675.00	34	BC-KITB-STOW-BN	£50.00	£60.00	41
ATM-HEAD/SQ/B-C/P	£245.83	£295.00	232	BC-AXB-149/RRK-BN	£1,708.33	£2,050.00	36	CEL-123T-C/P	£279.17	£335.00	100
ATM-HEADRO/B/SA-C/P	£329.17	£395.00	228	BC-AXB-149/RRK-CP	£1,375.00	£1,650.00	36	CEL-128D/2-C/P	£625.00	£750.00	165

product code	ex-vat	inc-vat	page	product code	ex-vat	inc-vat	page	product code	ex-vat	inc-vat	page
CEL-128D/2-TRIM-C/P	£208.33	£250.00	190	DX-172251-LIF-CP	£1,025.00	£1,230.00	127	ELE-OUTLET2-CP	£62.50	£75.00	239
CEL-131T+K-C/P	£362.50	£435.00	100	DX-172251-MIX-CP	£1,004.17	£1,205.00	128	ELE-OUTLETBRACK3-CP	£75.00	£90.00	239
CEL-131T+SRK-C/P	£354.17	£425.00	136	DX-172251-NOT-CP	£929.17	£1,115.00	129	ELE-SR/900-C/P	£145.83	£175.00	237
CEL-131T-C/P	£325.00	£390.00	100	DX-172251-PHA-CP	£929.17	£1,115.00	130	ELW-100F/CC-C/P	£270.83	£325.00	76
CEL-148D/2/RO-C/P	£579.17	£695.00	164	DX-172252-CELSQ-CP	£975.00	£1,170.00	127	ELW-100F/SB-C/P	£258.33	£310.00	76
CEL-148D/2/RO-TRIM	£183.33	£220.00	187	DX-173252-CELSQ-CP	£1,033.33	£1,240.00	125	ELW-100F-C/P	£270.83	£325.00	76
CEL-148D/2/SQ-C/P	£579.17	£695.00	165	DX-173252-MIX-CP	£1,075.00	£1,290.00	126	ELW-101F-C/P	£370.83	£445.00	76
CEL-148D/2/SQ-TRIM	£183.33	£220.00	187	DX-174251-CELSQ-CP	£900.00	£1,080.00	126	ELW-109FLA-C/P	£375.00	£450.00	76
CEL-148D/3/RO-C/P	£604.17	£725.00	164	EDI-100/CC-C/P	£270.83	£325.00	66	ELW-126L-3/4-C/P	£420.83	£505.00	77
CEL-148D/3/RO-TRIM	£183.33	£220.00	185	EDI-100/SB-C/P	£258.33	£310.00	66	ELW-135/NH-CP	£400.00	£480.00	78
CEL-148D/3/SQ-C/P	£604.17	£725.00	165	EDI-100E/SB-C/P	£329.17	£395.00	66	ELW-135/NS-3/4-C/P	£554.17	£665.00	77
CEL-148D/3/SQ-TRIM	£183.33	£220.00	185	EDI-100M/CC-CP	£254.17	£305.00	66	ELW-135-3/4-C/P	£662.50	£795.00	77
CEL-148D/RO-C/P	£479.17	£575.00	164	EDI-100M/SB-CP	£241.67	£290.00	67	ELW-142/PR-3/4-C/P	£225.00	£270.00	78
CEL-148D/RO-TRIM-C/P	£183.33	£220.00	189	EDI-109S/A-C/P	£375.00	£450.00	67	ELW-142/PR-3/4-C/P	£225.00	£270.00	203
CEL-148D/SQ-C/P	£479.17	£575.00	165	EDI-130+K-CP	£412.50	£495.00	67	ERI-HANDSET/MF-DB-CP	£54.17	£65.00	220
CEL-148D/SQ-TRIM-C/P	£183.33	£220.00	189	EDI-137-CP	£350.00	£420.00	68	ERI-HANDSET/SF-DB-CP	£29.17	£35.00	221
CEL-149-1/2-C/P	£258.33	£310.00	195	EDI-140-C/P	£191.67	£230.00	68	ERI-MFSRK-DB-C/P	£108.33	£130.00	215
CEL-1701-1/2-11-C/P	£387.50	£465.00	135	EDI-145A-C/P	£195.83	£235.00	198	ERI-SFMK-C/P	£62.50	£75.00	223
CEL-1701-1/2-ORA-CP	£387.50	£465.00	134	EDI-147A-C/P	£241.67	£290.00	198	ERI-SFSRK-DB-C/P	£62.50	£75.00	218
CEL-1701-3/4-11-C/P	£466.67	£560.00	135	ELA-150S-C/P	£183.33	£220.00	111	EVO-HANDSET/MF-DB-CP	£70.83	£85.00	220
CEL-1701-3/4-ORA-CP	£466.67	£560.00	133	ELE-128D/2-C/P	£625.00	£750.00	161	EVO-MFSRK/B-DB-C/P	£170.83	£205.00	215
CER-HANDSET/MF-DB-CP	£66.67	£80.00	220	ELE-128D/2-TRIM-C/P	£208.33	£250.00	190	EVO-MFSRK-DB-C/P	£170.83	£205.00	215
CER-HEAD/SA-C/P	£208.33	£250.00	229	ELE-148D/2/SQ-CP	£579.17	£695.00	162	EVO-MFSRKWO-CP	£212.50	£255.00	212
CER-HEAD-C/P	£125.00	£150.00	233	ELE-148D/2-C/P	£579.17	£695.00	161	FR-100/5-B-PLA	£11.67	£14.00	274
CER-MFSRK-DB-C/P	£162.50	£195.00	215	ELE-148D/2-TRIM-C/P	£183.33	£220.00	186	FR-100/5-PLA	£11.67	£14.00	274
CON-BV028D/2-BR	£416.67	£500.00	190	ELE-148D/3/SQ-CP	£604.17	£725.00	162	FR-106/4-PLA	£8.33	£10.00	274
CON-BV048D/2-BR	£395.83	£475.00	186	ELE-148D/3-C/P	£604.17	£725.00	161	FR-106/5-PLA	£8.33	£10.00	274
CON-BV048D/3-BR	£420.83	£505.00	184	ELE-148D/3-TRIM-C/P	£183.33	£220.00	184	FR-106/6-PLA	£8.33	£10.00	274
CON-BV048D-BR	£295.83	£355.00	188	ELE-148D/SQ-CP	£479.17	£575.00	162	FR-106/8-PLA	£8.33	£10.00	274
CUC-1004-C/P	£183.33	£220.00	109	ELE-148D/SQ-TRIM-CP	£183.33	£220.00	188	FR-106/9-PLA	£8.33	£10.00	274
CUC-1006-C/P	£291.67	£350.00	110	ELE-148D/2/SQ-TRIM-CP	£183.33	£220.00	186	FR-FLEXI/5-PLA	£8.33	£10.00	274
CUC-1007-C/P	£291.67	£350.00	111	ELE-148D/3/SQ-TRIM-CP	£183.33	£220.00	184	FR-FLEXI/8-PLA	£8.33	£10.00	274
CUC-1008-S/S	£200.00	£240.00	107	ELE-148D-C/P	£479.17	£575.00	161	FR-FLEXI/9-PLA	£8.33	£10.00	274
CUC-1009-S/S	£200.00	£240.00	108	ELE-148D-TRIM-C/P	£183.33	£220.00	188	FR-SHOWER/6-C/P	£13.33	£16.00	274
CUC-1010-S/S	£225.00	£270.00	107	ELE-180A-C/P	£66.67	£80.00	250	FR-SHOWER/9-C/P	£13.33	£16.00	274
CUC-1011-S/S	£291.67	£350.00	108	ELE-180-C/P	£62.50	£75.00	250	FR-SHOWER/9-PLA	£8.33	£10.00	274
CUC-1060-C/P	£183.33	£220.00	111	ELE-180S-C/P	£66.67	£80.00	251	GEO-101-C/P	£479.17	£575.00	57
CUC-1061-C/P	£375.00	£450.00	109	ELE-181-C/P	£66.67	£80.00	251	GEO-109/220-C/P	£495.83	£595.00	57
CUC-1062-S/S	£291.67	£350.00	107	ELE-182A-C/P	£91.67	£110.00	252	GEO-109-C/P	£458.33	£550.00	57
CUC-1063-S/S	£291.67	£350.00	107	ELE-182B-C/P	£75.00	£90.00	251	GEO-135/NS-3/4-C/P	£554.17	£665.00	58
CUC-3001-C/P	£258.33	£310.00	109	ELE-182B-C/P	£75.00	£90.00	255	GEO-135-3/4-C/P	£662.50	£795.00	58
CUC-3002-C/P	£241.67	£290.00	109	ELE-182-C/P	£66.67	£80.00	250	GEO-142/PR-3/4-C/P	£225.00	£270.00	59
CUC-3003-C/P	£375.00	£450.00	108	ELE-183-C/P	£66.67	£80.00	250	GEO-142/PR-3/4-C/P	£225.00	£270.00	203
DIA-1000	£829.17	£995.00	192	ELE-184-45-C/P	£87.50	£105.00	252	GEO-143-3/4-C/P	£120.83	£145.00	59
DIA-2000	£1,162.50	£1,395.00	192	ELE-184-C/P	£108.33	£130.00	252	GEO-143-3/4-C/P	£120.83	£145.00	204
DIA-2700	£1,162.50	£1,395.00	193	ELE-185-C/P	£120.83	£145.00	252	GEO-201-C/P	£479.17	£575.00	57
DIA-REMOTE	£208.33	£250.00	193	ELE-186-C/P	£54.17	£65.00	250	GEO-FLOORSPOUT-C/P	£525.00	£630.00	58
DX-17120-CELRO-CP	£637.50	£765.00	132	ELE-188-C/P	£108.33	£130.00	251	GEOM-250RO-SA-SS	£291.67	£350.00	228
DX-17120-CELSQ-CP	£637.50	£765.00	132	ELE-CMA/12IN-C/P	£91.67	£110.00	235	GEOM-250RO-SS	£200.00	£240.00	233
DX-172250-CELRO-CP	£900.00	£1,080.00	130	ELE-CMA/4IN-C/P	£62.50	£75.00	235	GEOM-250SQ-SA-SS	£291.67	£350.00	228
DX-172250-LIF-CP	£1,100.00	£1,320.00	131	ELE-CMA/6IN-C/P	£70.83	£85.00	235	GEOM-250SQ-SS	£200.00	£240.00	233
DX-172250-NOT-CP	£987.50	£1,185.00	131	ELE-DIVERTER/D-C/P	£137.50	£165.00	78	HORI-149RRK-CP	£683.33	£820.00	140
DX-172251-CELRO-CP	£862.50	£1,035.00	129	ELE-DIVERTER/D-C/P	£137.50	£165.00	102	INF-180-C/P	£79.17	£95.00	263
DX-172251-CELSQ-CP	£862.50	£1,035.00	128	ELE-DIVERTER/D-C/P	£137.50	£165.00	203	INF-188-C/P	£100.00	£120.00	246

VADO 2023 price list

product code	ex-vat	inc-vat	page	product code	ex-vat	inc-vat	page	product code	ex-vat	inc-vat	page
INS-OUTLET-C/P	£83.33	£100.00	210	LIF-183-C/P	£58.33	£70.00	254	NOT-150S-C/P	£354.17	£425.00	110
INS-OUTLET-C/P	£83.33	£100.00	239	LIF-184-45-C/P	£70.83	£85.00	255	NOT-200/CC-C/P	£270.83	£325.00	61
INS-SFMKWO-C/P	£208.33	£250.00	224	LIF-184-C/P	£79.17	£95.00	255	NOT-200/SB-C/P	£258.33	£310.00	61
INS-SFSRK-C/P	£245.83	£295.00	217	LIF-185-C/P	£95.83	£115.00	255	NOT-201F-C/P	£445.83	£535.00	62
IR-100/LIF-C/P	£525.00	£630.00	104	LIF-186-C/P	£37.50	£45.00	254	NOT-232-CP	£695.83	£835.00	63
IR-100/ZOO-C/P	£525.00	£630.00	104	LIF-188-C/P	£108.33	£130.00	255	NOT-232NS-CP	£591.67	£710.00	63
IR-109/NOT-C/P	£662.50	£795.00	104	LIF-200/CC-CP	£229.17	£275.00	80	NOT-233-CP	£1,329.17	£1,595.00	63
IR-DSPOUT-C/P	£558.33	£670.00	105	LIF-200/SB-CP	£216.67	£260.00	80	NOT-CAPSULE-C/P	£304.17	£365.00	222
IR-WSPOUT-C/P	£558.33	£670.00	105	LIF-233-CP	£1,079.17	£1,295.00	84	NOT-DECKKIT-C/P	£170.83	£205.00	223
KOV-100/CC-C/P	£287.50	£345.00	52	LIF-OUTLET-C/P	£83.33	£100.00	239	OMI-100/CC-C/P	£341.67	£410.00	48
KOV-100/SB-C/P	£275.00	£330.00	52	LIF-SFMKWO-C/P	£208.33	£250.00	224	OMI-100/SB-C/P	£329.17	£395.00	48
KOV-100E/SB-C/P	£358.33	£430.00	52	MIX-128D/2-C/P	£625.00	£750.00	170	OMI-100E/SB-C/P	£437.50	£525.00	49
LEV-180-C/P	£54.17	£65.00	267	MIX-128D/2-TRIM-C/P	£208.33	£250.00	190	OMI-100M/CC-C/P	£320.83	£385.00	48
LEV-180S-C/P	£54.17	£65.00	267	MIX-148D/2-C/P	£579.17	£695.00	170	OMI-109-C/P	£520.83	£625.00	49
LEV-181-C/P	£66.67	£80.00	268	MIX-148D/2-TRIM-C/P	£183.33	£220.00	187	OMI-133-C/P	£1,412.50	£1,695.00	50
LEV-182B-C/P	£125.00	£150.00	257	MIX-148D/3-C/P	£604.17	£725.00	170	OMI-135/NS-C/P	£579.17	£695.00	50
LEV-182B-C/P	£125.00	£150.00	268	MIX-148D/3-TRIM-C/P	£183.33	£220.00	185	OMI-145A-C/P	£204.17	£245.00	197
LEV-182-C/P	£62.50	£75.00	267	MIX-148D-C/P	£479.17	£575.00	170	OMI-147A-C/P	£250.00	£300.00	197
LEV-183-C/P	£62.50	£75.00	267	MIX-148D-TRIM-C/P	£183.33	£220.00	189	OMI-180-C/P	£100.00	£120.00	243
LEV-184-45-C/P	£87.50	£105.00	269	MIX-CMA/150-C/P	£70.83	£85.00	236	OMI-181-C/P	£100.00	£120.00	244
LEV-184-C/P	£95.83	£115.00	269	MIX-HANDSET2-DB-C/P	£104.17	£125.00	221	OMI-184-45-C/P	£179.17	£215.00	244
LEV-185B-C/P	£258.33	£310.00	268	MIX-SFMKWO-C/P	£208.33	£250.00	225	OMI-184-60-C/P	£229.17	£275.00	244
LEV-185-C/P	£95.83	£115.00	269	MIX-WE02-CP	£137.50	£165.00	239	OMI-185-10-C/P	£108.33	£130.00	243
LEV-186-C/P	£45.83	£55.00	268	NEB-HANDSET-RO-DB-CP	£87.50	£105.00	219	OMI-185-20-C/P	£200.00	£240.00	243
LEV-188-C/P	£108.33	£130.00	269	NEB-HANDSET-SQ-DB-CP	£87.50	£105.00	219	OMI-185-50-C/P	£329.17	£395.00	243
LIF-100/CC-C/P	£229.17	£275.00	80	NEB-MFSRK/RO/B-DB-CP	£208.33	£250.00	213	OMI-300/CC-C/P	£283.33	£340.00	48
LIF-100/SB-C/P	£216.67	£260.00	80	NEB-MFSRK/RO-DB-C/P	£208.33	£250.00	213	OMI-HEAD-C/P	£329.17	£395.00	210
LIF-100M/CC-C/P	£212.50	£255.00	81	NEB-MFSRK/SQ/B-DB-CP	£208.33	£250.00	214	OMI-HEAD-C/P	£329.17	£395.00	233
LIF-100M/SB-C/P	£200.00	£240.00	81	NEB-MFSRK/SQ-DB-C/P	£208.33	£250.00	214	OMI-SFMKWO/A-CP	£216.67	£260.00	210
LIF-109S/A-200-C/P	£329.17	£395.00	81	NEB-MFSRKWO-RO-CP	£229.17	£275.00	212	OMI-SFMKWO/A-CP	£216.67	£260.00	224
LIF-109S/A-C/P	£354.17	£425.00	81	NEB-RO/20-CP	£175.00	£210.00	230	OMI-SFSRK-C/P	£245.83	£295.00	210
LIF-110/SB-C/P	£225.00	£270.00	81	NEB-RO/20-SA-CP	£258.33	£310.00	226	OMI-SFSRK-C/P	£245.83	£295.00	216
LIF-123T+K-CP	£375.00	£450.00	83	NEB-RO/30-CP	£291.67	£350.00	230	OMI-WMHEAD-C/P	£1,229.17	£1,475.00	210
LIF-123T-CP	£300.00	£360.00	83	NEB-RO/30-SA-CP	£375.00	£450.00	226	OMI-WMHEAD-C/P	£1,229.17	£1,475.00	234
LIF-130+K-C/P	£362.50	£435.00	82	NEB-SQ/20-CP	£175.00	£210.00	230	ORA-HANDSET-DB-RO-CP	£70.83	£85.00	218
LIF-131T+K-CP	£425.00	£510.00	83	NEB-SQ/20-SA-CP	£258.33	£310.00	226	ORA-HANDSET-DB-SQ-CP	£70.83	£85.00	219
LIF-131T-CP	£350.00	£420.00	83	NEB-SQ/30-CP	£291.67	£350.00	230	ORA-MFSRK/RO-CP	£170.83	£205.00	213
LIF-132/NS-C/P	£575.00	£690.00	82	NEB-SQ/30-SA-CP	£375.00	£450.00	226	ORA-MFSRK/SQ-CP	£170.83	£205.00	213
LIF-132-C/P	£625.00	£750.00	82	NOT-100EF/SB-C/P	£354.17	£425.00	61	ORA-MFSRKWO-RO-CP	£212.50	£255.00	212
LIF-137-C/P	£308.33	£370.00	82	NOT-101F-C/P	£437.50	£525.00	62	ORI-100EF/SB-C/P	£329.17	£395.00	71
LIF-140-C/P	£220.83	£265.00	84	NOT-109FS/A-220-C/P	£412.50	£495.00	62	ORI-140-C/P	£133.33	£160.00	73
LIF-145A-C/P	£195.83	£235.00	199	NOT-109FS/A-C/P	£395.83	£475.00	62	ORI-145A-C/P	£195.83	£235.00	198
LIF-147A-C/P	£241.67	£290.00	199	NOT-128D/2-C/P	£625.00	£750.00	158	ORI-147A-C/P	£241.67	£290.00	198
LIF-148D/2-C/P	£579.17	£695.00	166	NOT-128D/2-TRIM-C/P	£208.33	£250.00	190	ORI-148D/2-C/P	£579.17	£695.00	159
LIF-148D/2-TRIM-C/P	£183.33	£220.00	186	NOT-140A-CP	£191.67	£230.00	63	ORI-148D/2-TRIM-C/P	£183.33	£220.00	186
LIF-148D/3-C/P	£604.17	£725.00	166	NOT-145A-C/P	£195.83	£235.00	197	ORI-148D-C/P	£479.17	£575.00	159
LIF-148D/3-TRIM-C/P	£183.33	£220.00	184	NOT-147A-C/P	£241.67	£290.00	197	ORI-148D-TRIM-C/P	£183.33	£220.00	188
LIF-148D-C/P	£479.17	£575.00	166	NOT-148D/2-C/P	£579.17	£695.00	158	ORI-150S-C/P	£225.00	£270.00	73
LIF-148D-TRIM-C/P	£183.33	£220.00	188	NOT-148D/2-TRIM-C/P	£183.33	£220.00	186	ORI-150S-C/P	£225.00	£270.00	110
LIF-150S-C/P	£291.67	£350.00	84	NOT-148D/3-C/P	£604.17	£725.00	158	ORI-200/CC-C/P	£270.83	£325.00	70
LIF-150S-C/P	£291.67	£350.00	110	NOT-148D/3-TRIM-C/P	£183.33	£220.00	184	ORI-200/CC-CPK	£283.33	£340.00	70
LIF-180-C/P	£50.00	£60.00	254	NOT-148D-C/P	£479.17	£575.00	158	ORI-200/SB-C/P	£258.33	£310.00	70
LIF-181-C/P	£79.17	£95.00	254	NOT-148D-TRIM-C/P	£183.33	£220.00	188	ORI-200/SB-CPK	£270.83	£325.00	70
LIF-182-C/P	£58.33	£70.00	254	NOT-150S-C/P	£354.17	£425.00	64	ORI-200E/SB-CP	£329.17	£395.00	71

product code	ex-vat	inc-vat	page	product code	ex-vat	inc-vat	page	product code	ex-vat	inc-vat	page
ORI-200E/SB-CPK	£341.67	£410.00	71	PHO-145A-C/P	£195.83	£235.00	200	SPA-1801-45-C/P	£83.33	£100.00	247
ORI-209S/A-CP	£350.00	£420.00	72	PHO-147A-C/P	£241.67	£290.00	200	SPA-1802-C/P	£141.67	£170.00	247
ORI-209S/A-CPK	£362.50	£435.00	73	PHO-148D/2-C/P	£579.17	£695.00	168	SPA-180-C/P	£50.00	£60.00	246
ORI-230+K-CP	£395.83	£475.00	71	PHO-148D/2-TRIM-C/P	£183.33	£220.00	187	SPA-180-CPK	£58.33	£70.00	241
ORI-230+K-CPK	£412.50	£495.00	72	PHO-148D/3-C/P	£604.17	£725.00	168	SPA-182-C/P	£58.33	£70.00	246
ORI-233-CP	£995.83	£1,195.00	74	PHO-148D/3-TRIM-C/P	£183.33	£220.00	185	SPA-183-C/P	£58.33	£70.00	246
ORI-237-CP	£350.00	£420.00	72	PHO-148D-C/P	£479.17	£575.00	168	SPA-184-45-C/P	£70.83	£85.00	248
ORI-237-CPK	£366.67	£440.00	72	PHO-148D-TRIM-C/P	£183.33	£220.00	189	SPA-184-45-CPK	£83.33	£100.00	241
PEX-221-C/P	£54.17	£65.00	113	PHO-180A-C/P	£83.33	£100.00	263	SPA-184-C/P	£79.17	£95.00	248
PEX-230-C/P	£54.17	£65.00	113	PHO-180-C/P	£50.00	£60.00	263	SPA-185B-C/P	£241.67	£290.00	248
PEX-392-S-C/P	£25.00	£30.00	115	PHO-180S-C/P	£50.00	£60.00	263	SPA-186-C/P	£37.50	£45.00	247
PEX-460/UK-1.1/4-C/P	£58.33	£70.00	41	PHO-181-C/P	£62.50	£75.00	264	SPA-186-CPK	£45.83	£55.00	241
PEX-460/UK-1.1/4-C/P	£58.33	£70.00	114	PHO-182A-C/P	£91.67	£110.00	264	SQU-180A-C/P	£120.83	£145.00	267
PEX-KITA-C/P	£25.00	£30.00	41	PHO-182-C/P	£58.33	£70.00	264	STRA-149RRK-CP	£875.00	£1,050.00	138
PEX-KITA-C/P	£25.00	£30.00	115	PHO-183-C/P	£58.33	£70.00	264	SYN-100/CC-C/P	£295.83	£355.00	54
PEX-KITB-STOW-C/P	£33.33	£40.00	41	PHO-184-45-C/P	£70.83	£85.00	265	SYN-100E/SB-C/P	£412.50	£495.00	54
PEX-KITB-STOW-C/P	£33.33	£40.00	115	PHO-184-C/P	£79.17	£95.00	265	SYN-109S/A-C/P	£458.33	£550.00	54
PHA-109FS/A-C/P	£354.17	£425.00	87	PHO-185A-CP	£108.33	£130.00	264	SYN-240/W-CP	£395.83	£475.00	49
PHA-130+K-C/P	£362.50	£435.00	88	PHO-185-C/P	£133.33	£160.00	265	SYN-240/W-CP	£395.83	£475.00	55
PHA-137-C/P	£308.33	£370.00	88	PHO-186-C/P	£37.50	£45.00	265	SYN-240/W-CP	£395.83	£475.00	59
PHA-145A-C/P	£195.83	£235.00	199	PHO-188-C/P	£108.33	£130.00	265	SYN-240/W-CP	£395.83	£475.00	64
PHA-147A-C/P	£241.67	£290.00	199	PRIMABOX4/B-MF-C/P	£262.50	£315.00	136	SYN-240D-CP	£458.33	£550.00	49
PHA-148D/2-C/P	£579.17	£695.00	167	PRIMABOX4/B-SF-C/P	£245.83	£295.00	136	SYN-240D-CP	£458.33	£550.00	55
PHA-148D/2-TRIM-C/P	£183.33	£220.00	187	PRO-5001/C-22MM	£20.83	£25.00	105	SYN-240D-CP	£458.33	£550.00	59
PHA-148D/3-C/P	£604.17	£725.00	167	PRO-5001/C-22MM	£20.83	£25.00	117	SYN-240D-CP	£458.33	£550.00	64
PHA-148D/3-TRIM-C/P	£183.33	£220.00	185	PRO-5001-N/P	£125.00	£150.00	105	TAB-028/2-CONC	£495.83	£595.00	178
PHA-148D-C/P	£479.17	£575.00	167	PRO-5001-N/P	£125.00	£150.00	117	TAB-028/3-CONC	£533.33	£640.00	176
PHA-148D-TRIM-C/P	£183.33	£220.00	189	SEN-100EF/SB-C/P	£245.83	£295.00	93	TAB-028/3WO-CONC	£541.67	£650.00	175
PHA-149RRK-CP	£791.67	£950.00	138	SEN-100F/CC-C/P	£187.50	£225.00	93	TAB-048/2-CONC	£475.00	£570.00	180
PHA-180-C/P	£50.00	£60.00	260	SEN-100F/SB-C/P	£175.00	£210.00	93	TAB-048/2WO-CONC	£500.00	£600.00	175
PHA-181-C/P	£62.50	£75.00	260	SEN-100M/CC-C/P	£179.17	£215.00	94	TAB-048-CONC	£375.00	£450.00	182
PHA-182-C/P	£58.33	£70.00	260	SEN-130+K-C/P	£312.50	£375.00	94	TAB-123T/WO-ARR-CP	£1,054.17	£1,265.00	45
PHA-183-C/P	£58.33	£70.00	260	SEN-135/NS-C/P	£537.50	£645.00	95	TAB-123T/WO-ARR-T-CP	£491.67	£590.00	174
PHA-184-45-C/P	£70.83	£85.00	261	SEN-137-C/P	£258.33	£310.00	94	TAB-128/2-ALT-C/P	£708.33	£850.00	153
PHA-184-C/P	£79.17	£95.00	261	SEN-145A-C/P	£195.83	£235.00	200	TAB-128/2-ALT-TRIM	£212.50	£255.00	179
PHA-185-C/P	£95.83	£115.00	261	SEN-147A-C/P	£241.67	£290.00	200	TAB-128/2-H-ALT-C/P	£708.33	£850.00	153
PHA-186-C/P	£37.50	£45.00	261	SH-012-120-DB-C/P	£25.00	£30.00	238	TAB-128/2-H-ALT-TRIM	£212.50	£255.00	178
PHA-188-C/P	£108.33	£130.00	261	SH-012-150-DB-C/P	£29.17	£35.00	238	TAB-128/2-H-NOT-C/P	£708.33	£850.00	156
PHA-200F/CC-C/P	£229.17	£275.00	86	SH-012-200-DB-C/P	£33.33	£40.00	238	TAB-128/2-H-NOT-TRIM	£212.50	£255.00	179
PHA-200F/SB-C/P	£216.67	£260.00	86	SH-013-150-DB-CP-LB	£33.33	£40.00	238	TAB-128/2-H-OMI-C/P	£729.17	£875.00	150
PHA-200FW/CC-CP	£220.83	£265.00	86	SH-711-BRACKET-C/P	£29.17	£35.00	240	TAB-128/2-H-OMI-TRIM	£233.33	£280.00	178
PHA-200FW/SB-CP	£208.33	£250.00	86	SHA-180-C/P	£75.00	£90.00	257	TAB-128/2-NOT-C/P	£708.33	£850.00	156
PHA-200MF/CC-C/P	£212.50	£255.00	87	SHA-182-C/P	£87.50	£105.00	257	TAB-128/2-NOT-TRIM	£212.50	£255.00	179
PHA-200MF/SB-C/P	£200.00	£240.00	87	SHA-183-C/P	£87.50	£105.00	257	TAB-128/2-OMI-C/P	£729.17	£875.00	150
PHA-210-C/P	£233.33	£280.00	87	SHA-184-45-C/P	£129.17	£155.00	258	TAB-128/2-OMI-TRIM	£233.33	£280.00	178
PHO-100F/CC-C/P	£229.17	£275.00	90	SHA-184B-C/P	£108.33	£130.00	257	TAB-128/3-ALT-C/P	£745.83	£895.00	153
PHO-100F/SB-C/P	£216.67	£260.00	90	SHA-184-C/P	£150.00	£180.00	258	TAB-128/3-ALT-TRIM	£212.50	£255.00	177
PHO-100FW/CC-CP	£220.83	£265.00	90	SHA-186-C/P	£54.17	£65.00	244	TAB-128/3-H-ALT-C/P	£745.83	£895.00	153
PHO-100FW/SB-CP	£208.33	£250.00	90	SHA-186-C/P	£54.17	£65.00	258	TAB-128/3-H-ALT-TRIM	£212.50	£255.00	177
PHO-100M/CC-C/P	£212.50	£255.00	90	SHA-188-C/P	£150.00	£180.00	258	TAB-128/3-H-CPK	£766.67	£920.00	148
PHO-100M/SB-C/P	£200.00	£240.00	91	SHF-18501-CP	£41.67	£50.00	271	TAB-128/3-H-NOT-C/P	£745.83	£895.00	156
PHO-109FS/A-C/P	£354.17	£425.00	91	SKY-R038-CP	£745.83	£895.00	234	TAB-128/3-H-NOT-TRIM	£212.50	£255.00	177
PHO-130+K-C/P	£362.50	£435.00	91	SKY-SQ35-CP	£745.83	£895.00	234	TAB-128/3-H-OMI-C/P	£766.67	£920.00	150
PHO-137-C/P	£308.33	£370.00	91	SPA-1801-30-C/P	£70.83	£85.00	247	TAB-128/3-H-OMI-TRIM	£233.33	£280.00	176

VADO 2023 price list

product code	ex-vat	inc-vat	page	product code	ex-vat	inc-vat	page	product code	ex-vat	inc-vat	page
TAB-128/3-H-T-CPK	£233.33	£280.00	176	TAB-1721/WO-ALT-CP	£1,050.00	£1,260.00	120	WG-SFKIT2-C/P	£62.50	£75.00	229
TAB-128/3-NOT-C/P	£745.83	£895.00	156	TAB-1721/WO-NOT-CP	£1,050.00	£1,260.00	120	WG-SPACE/RK-DB-C/P	£120.83	£145.00	237
TAB-128/3-NOT-TRIM	£212.50	£255.00	177	TAB-1722/ALT-ORA-CP	£1,016.67	£1,220.00	124	WG-STUDFAST-C-S/S	£45.83	£55.00	117
TAB-128/3-OMI-C/P	£766.67	£920.00	150	TAB-1743/ALT-CP	£1,100.00	£1,320.00	121	WG-STUDFAST-C-S/S	£45.83	£55.00	142
TAB-128/3-OMI-TRIM	£233.33	£280.00	176	TAB-1743/NOT-CP	£1,120.83	£1,345.00	121	WG-TEBOX149/B-1/2-CP	£437.50	£525.00	134
TAB-128/3WO-ALT-CP	£854.17	£1,025.00	145	TAB-1753/WO-ALT-CP	£1,229.17	£1,475.00	119	WG-V2HANDSET-DB-C/P	£66.67	£80.00	221
TAB-128/3WO-ALT-T-CP	£312.50	£375.00	175	TAB-1753/WO-NOT-CP	£1,229.17	£1,475.00	119	WG-V2KIT-C/P	£191.67	£230.00	217
TAB-128/3WO-B-ARR-CP	£875.00	£1,050.00	46	TAB-223T/WO-ARR-CP	£1,054.17	£1,265.00	45	WG-VENUSKIT-C/P	£145.83	£175.00	217
TAB-128/3WO-B-ARR-CP	£875.00	£1,050.00	147	TAB-223T/WO-ARR-T-CP	£491.67	£590.00	174	XSH-LUXSHATTAF100-CP	£137.50	£165.00	113
TAB-128/3WO-NOT-CP	£854.17	£1,025.00	145	TAB-ARR-023T/WO-CONC	£562.50	£675.00	174	XSH-LUXSHATTAF100-CP	£137.50	£165.00	236
TAB-128/3WO-NOT-T-CP	£312.50	£375.00	175	TAB-ARR028/3WOB-CONC	£550.00	£660.00	173	XSH-SHATTAF/163-C/P	£350.00	£420.00	113
TAB-128/3WO-S-ARR-CP	£875.00	£1,050.00	147	TAB-ARR028/3WOS-CONC	£550.00	£660.00	173	XSH-SHATTAF/163-C/P	£350.00	£420.00	236
TAB-1283WOB-ARR-T-CP	£325.00	£390.00	173	TAB-ARR-048/2-CONC	£475.00	£570.00	172	ZOO-100EF/SB-C/P	£245.83	£295.00	98
TAB-1283WOS-ARR-T-CP	£325.00	£390.00	173	TAB-ARR-048-CONC	£375.00	£450.00	172	ZOO-100F/CC-C/P	£187.50	£225.00	97
TAB-148/2-ALT-C/P	£662.50	£795.00	154	TE-149T-C/P	£295.83	£355.00	88	ZOO-100F/SB-C/P	£175.00	£210.00	97
TAB-148/2-ALT-TRIM	£187.50	£225.00	181	TE-149T-C/P	£295.83	£355.00	195	ZOO-100F-C/P	£191.67	£230.00	97
TAB-148/2-ARR-CP	£679.17	£815.00	147	VEL-149RRK-RO-CP	£579.17	£695.00	141	ZOO-100FW/CC-CP	£183.33	£220.00	97
TAB-148/2-ARR-T-CP	£204.17	£245.00	172	VEL-149RRK-SQ-CP	£579.17	£695.00	141	ZOO-100FW/SB-CP	£170.83	£205.00	97
TAB-148/2-CPK	£679.17	£815.00	148	WG-049BRACK+SHR-C/P	£58.33	£70.00	117	ZOO-100M/CC-C/P	£179.17	£215.00	98
TAB-148/2-H-ALT-C/P	£662.50	£795.00	154	WG-049BRACK+SHR-C/P	£58.33	£70.00	195	ZOO-100M/SB-C/P	£166.67	£200.00	98
TAB-148/2-H-ALT-TRIM	£187.50	£225.00	181	WG-130ELBOW-C/P	£25.00	£30.00	240	ZOO-106-C/P	£137.50	£165.00	98
TAB-148/2-H-CPK	£679.17	£815.00	148	WG-1760-ATM-CP	£329.17	£395.00	133	ZOO-109-C/P	£325.00	£390.00	99
TAB-148/2-H-NOT-C/P	£662.50	£795.00	157	WG-179M-CP	£266.67	£320.00	195	ZOO-109S/A-C/P	£316.67	£380.00	99
TAB-148/2-H-NOT-TRIM	£187.50	£225.00	181	WG-395-C/P	£58.33	£70.00	41	ZOO-110-C/P	£191.67	£230.00	99
TAB-148/2-H-OMI-C/P	£679.17	£815.00	151	WG-395-C/P	£58.33	£70.00	115	ZOO-130+K-C/P	£312.50	£375.00	100
TAB-148/2-H-OMI-TRIM	£204.17	£245.00	180	WG-395-CAP/RO-WHT	£16.67	£20.00	115	ZOO-135/NS-3/4-C/P	£537.50	£645.00	101
TAB-148/2-H-T-CPK	£208.33	£250.00	180	WG-395-CAP/SQ-C/P	£16.67	£20.00	115	ZOO-137-C/P	£258.33	£310.00	99
TAB-148/2-NOT-C/P	£662.50	£795.00	157	WG-461/RO-CP	£66.67	£80.00	114	ZOO-140-C/P	£133.33	£160.00	95
TAB-148/2-NOT-TRIM	£187.50	£225.00	181	WG-461/SQ-CP	£91.67	£110.00	114	ZOO-140-C/P	£133.33	£160.00	101
TAB-148/2-OMI-C/P	£679.17	£815.00	151	WG-71389-C/P	£75.00	£90.00	116	ZOO-142/PR-3/4-C/P	£270.83	£325.00	102
TAB-148/2-OMI-TRIM	£204.17	£245.00	180	WG-71552A-CP	£75.00	£90.00	116	ZOO-142/PR-3/4-C/P	£270.83	£325.00	204
TAB-148/2-T-CPK	£204.17	£245.00	180	WG-81389/SQ-C/P	£137.50	£165.00	50	ZOO-143-3/4-C/P	£120.83	£145.00	204
TAB-148/2WO-ALT-CP	£791.67	£950.00	145	WG-81389/SQ-C/P	£137.50	£165.00	55	ZOO-144/2-C/P	£137.50	£165.00	203
TAB-148/2WO-ALT-T-CP	£291.67	£350.00	175	WG-81389/SQ-C/P	£137.50	£165.00	58	ZOO-145A/RO-C/P	£195.83	£235.00	201
TAB-148/2WO-NOT-CP	£791.67	£950.00	145	WG-81389/SQ-C/P	£137.50	£165.00	64	ZOO-145A/SQ-C/P	£195.83	£235.00	201
TAB-148/2WO-NOT-T-CP	£291.67	£350.00	175	WG-81389/SQ-C/P	£137.50	£165.00	116	ZOO-147A/RO-C/P	£241.67	£290.00	201
TAB-148-ALT-C/P	£562.50	£675.00	154	WG-81389-C/P	£137.50	£165.00	68	ZOO-147A/SQ-C/P	£241.67	£290.00	201
TAB-148-ALT-TRIM	£187.50	£225.00	183	WG-81389-C/P	£137.50	£165.00	116	ZOO-232-CP	£679.17	£815.00	74
TAB-148-ARR-CP	£579.17	£695.00	147	WG-81552A-CP	£137.50	£165.00	73	ZOO-232-CP	£679.17	£815.00	101
TAB-148-ARR-T-CP	£204.17	£245.00	172	WG-81552A-CP	£137.50	£165.00	78	ZOO-232NS-CP	£575.00	£690.00	74
TAB-148-H-ALT-C/P	£562.50	£675.00	154	WG-81552A-CP	£137.50	£165.00	84	ZOO-232NS-CP	£575.00	£690.00	101
TAB-148-H-ALT-TRIM	£187.50	£225.00	182	WG-81552A-CP	£137.50	£165.00	95	ZOO-BRACKET-C/P	£29.17	£35.00	240
TAB-148-H-NOT-C/P	£562.50	£675.00	157	WG-81552A-CP	£137.50	£165.00	102	ZOO-CAPSULE-C/P	£304.17	£365.00	222
TAB-148-H-NOT-TRIM	£187.50	£225.00	183	WG-81552A-CP	£137.50	£165.00	116	ZOO-DECKKIT-C/P	£170.83	£205.00	222
TAB-148-NOT-C/P	£562.50	£675.00	157	WG-DCV-1/2-CP	£20.83	£25.00	113	ZOO-HANDSET-DB-C/P	£58.33	£70.00	221
TAB-148-NOT-TRIM	£187.50	£225.00	183	WG-EFSA/RO-C/P	£100.00	£120.00	235	ZOO-HOSE/AT-DB-SIL	£41.67	£50.00	238
TAB-148-OMI-C/P	£579.17	£695.00	151	WG-EFSA/SQ-C/P	£100.00	£120.00	210	ZOO-SFMK-C/P	£116.67	£140.00	223
TAB-148-OMI-TRIM	£204.17	£245.00	182	WG-EFSA/SQ-C/P	£100.00	£120.00	235	ZOO-SFMKW0-C/P	£162.50	£195.00	225
TAB-1710/ALT-AS-CP	£766.67	£920.00	125	WG-ELBOW/45-C/P	£25.00	£30.00	240				
TAB-1720/ALT-AS-CP	£1,175.00	£1,410.00	123	WG-MFKIT2-C/P	£95.83	£115.00	229				
TAB-1720/NOT-ORA-CP	£1,054.17	£1,265.00	124	WG-RRK/DIV/SQ-148-CP	£420.83	£505.00	206				
TAB-1720/NOT-V2-CP	£1,137.50	£1,365.00	123	WG-RRK/DIV-148-C/P	£420.83	£505.00	206				
TAB-1721/ALT-CP	£1,058.33	£1,270.00	122	WG-SATURN2/SA-C/P	£216.67	£260.00	229				
TAB-1721/NOT-CP	£1,079.17	£1,295.00	122	WG-SATURN2-C/P	£133.33	£160.00	233				




BOOTH & Co.
ENGLAND

HANDLE
OPTIONS



CROSS
AXB-1
page 22



LEVER
AXB-2
page 26

CROSS
Chrome

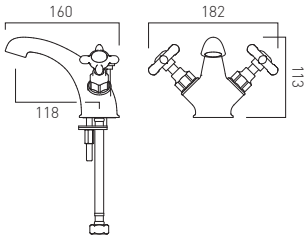
Complemented by dove white, ceramic indices, the Axbridge cross collection harnesses a beautifully refined handle aesthetic to recreate a timeless look.

CROSS
Nickel

The Axbridge cross handles' symmetrical, petal-shaped allure is beautifully accentuated with a bright nickel finish and intricate, crackled indices to capture the essence of Victorian drama.



B&C

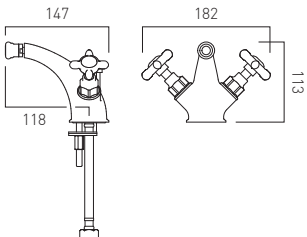


Axbridge
mono basin mixer
deck mounted
with pop-up waste
cross handles
with water flow straightener
cold ceramic cartridge FL-501-RTC
hot ceramic cartridge FL-501-LTC
2 x 1/2" 400mm flexipipe connections
deck mount drill hole diameter 35mm
minimum operating pressure 0.2 bar LP

chrome / cross	£ ex-vat	£ inc-vat
BC-AXB-100-CP	208.33	250.00
nickel / cross		
BC-AXB-100-BN	250.00	300.00
H2ECO*		
FR-FLEXI/5-PLA (2 are required)	8.33	10.00

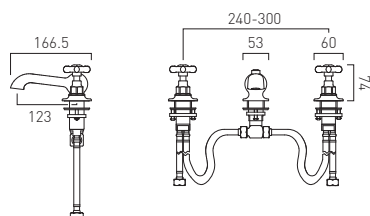


B&C



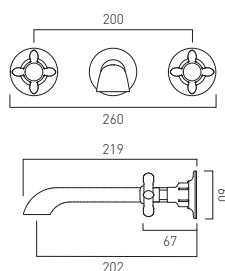
Axbridge
mono bidet mixer
deck mounted
with pop-up waste
cross handles
with water flow straightener
cold ceramic cartridge FL-501-RTC
hot ceramic cartridge FL-501-LTC
2 x 1/2" 400mm flexipipe connections
deck mount drill hole diameter 35mm
minimum operating pressure 0.2 bar LP

chrome / cross	£ ex-vat	£ inc-vat
BC-AXB-110-CP	225.00	270.00
nickel / cross		
BC-AXB-110-BN	266.67	320.00
H2ECO*		
FR-FLEXI/5-PLA (2 are required)	8.33	10.00

B&C_o

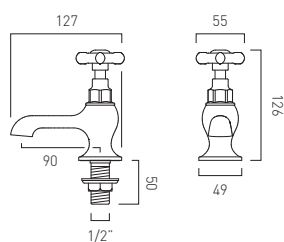
Axbridge
3 hole basin mixer
deck mounted
with pop-up waste
cross handles
with water flow straightener
cold ceramic cartridge FL-501-RTC
hot ceramic cartridge FL-501-LTC
4 x 1/2" 400mm flexipipe connections
deck mount drill hole diameter 32mm
minimum operating pressure 0.2 bar LP

chrome / cross	£ ex-vat	£ inc-vat
BC-AXB-101-CP	358.33	430.00
nickel / cross	£ ex-vat	£ inc-vat
BC-AXB-101-BN	425.00	510.00
H ₂ ECO®	£ ex-vat	£ inc-vat
FR-FLEXI/5-PLA (2 are required)	8.33	10.00

B&C_o

Axbridge
3 hole basin mixer
wall mounted
cross handles
with water flow straightener
cold ceramic cartridge FL-501-RTC
hot ceramic cartridge FL-501-LTC
2 x 1/2" inlets
min-max wall mount 56-81mm
minimum operating pressure 0.2 bar LP

chrome / cross	£ ex-vat	£ inc-vat
BC-AXB-109-CP	358.33	430.00
nickel / cross	£ ex-vat	£ inc-vat
BC-AXB-109-BN	425.00	510.00
H ₂ ECO®	£ ex-vat	£ inc-vat
FR-106/6-PLA	8.33	10.00

B&C_o

Axbridge
basin pillar taps
deck mounted
cross handles
with water flow straightener
cold ceramic cartridge FL-501-RTC
hot ceramic cartridge FL-501-LTC
1/2" threaded tail connections
deck mount drill hole diameter 22mm
minimum operating pressure 0.2 bar LP

chrome / cross	£ ex-vat	£ inc-vat
BC-AXB-106-CP	183.33	220.00
nickel / cross	£ ex-vat	£ inc-vat
BC-AXB-106-BN	225.00	270.00
H ₂ ECO®	£ ex-vat	£ inc-vat
FR-106/5-PLA (2 are required)	8.33	10.00

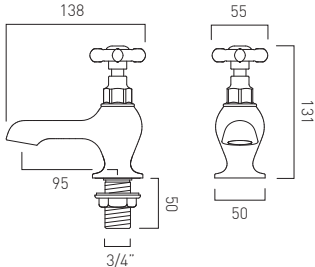
Axbridge Cross



B&C

Axbridge
bath pillar taps
deck mounted
cross handles
with water flow straightener
cold ceramic cartridge FL-511-RTC
hot ceramic cartridge FL-511-LTC
3/4" threaded tail connections
deck mount drill hole diameter 27mm
minimum operating pressure 0.2 bar LP

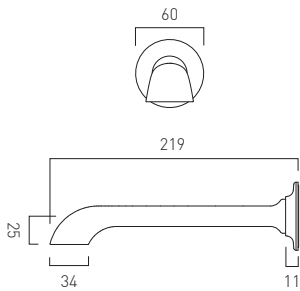
chrome / cross	£ ex-vat	£ inc-vat
BC-AXB-136-CP	225.00	270.00
nickel / cross		
BC-AXB-136-BN	266.67	320.00



B&C

Axbridge
bath spout
wall mounted
with water flow straightener
1/2" inlet
minimum operating pressure 1.0 bar MP

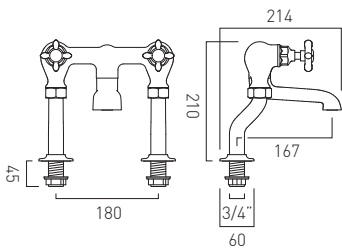
chrome	£ ex-vat	£ inc-vat
BC-AXB-140-CP	91.67	110.00
nickel		
BC-AXB-140-BN	108.33	130.00

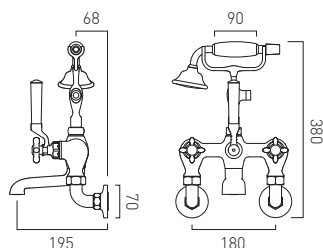


B&C

Axbridge
exposed bath filler
cross handles
deck mounted
with water flow straightener
cold ceramic cartridge FL-511-RTC
hot ceramic cartridge FL-511-LTC
2 x 3/4" 45mm male threaded connections
deck mount drill hole diameter 27mm
minimum operating pressure 1.0 bar MP

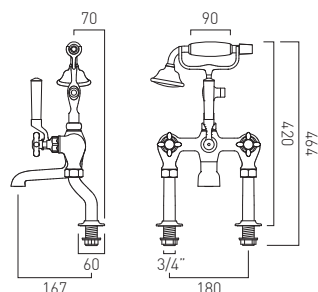
chrome / cross	£ ex-vat	£ inc-vat
BC-AXB-137-CP	433.33	520.00
nickel / cross		
BC-AXB-137-BN	516.67	620.00



B&C_o

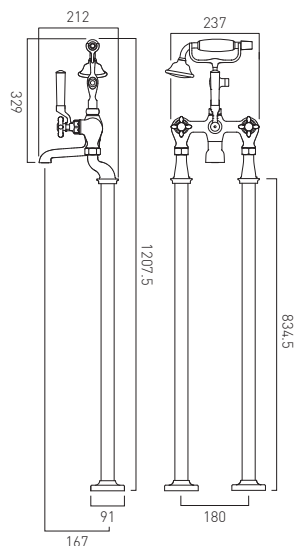
Axbridge
exposed bath shower mixer
cross handles
wall mounted
with water flow straightener
with single function shower kit
cold ceramic cartridge FL-511-RTC
hot ceramic cartridge FL-511-LTC
easy-fit brackets included
minimum operating pressure 1.0 bar MP

chrome / cross	£ ex-vat	£ inc-vat
BC-AXB-120-CP	516.67	620.00
nickel / cross		
BC-AXB-120-BN	600.00	720.00

B&C_o

Axbridge
exposed bath shower mixer
cross handles
deck mounted
with water flow straightener
with single function shower kit
cold ceramic cartridge FL-511-RTC
hot ceramic cartridge FL-511-LTC
2 x 3/4" 45mm threaded connection on legs
deck mount drill hole diameter 28mm
minimum operating pressure 1.0 bar MP

chrome / cross	£ ex-vat	£ inc-vat
BC-AXB-131-CP	516.67	620.00
nickel / cross		
BC-AXB-131-BN	600.00	720.00

B&C_o

Axbridge
bath shower mixer
cross handles
floor mounted
with water flow straightener
with single function shower kit
cold ceramic cartridge FL-511-RTC
hot ceramic cartridge FL-511-LTC
2 x 3/4" female threaded connections
minimum operating pressure 1.0 bar MP

chrome / cross	£ ex-vat	£ inc-vat
BC-AXB-133-CP	979.17	1,175.00
nickel / cross		
BC-AXB-133-BN	1,145.83	1,375.00

PLEASE SEE PAGE 32 FOR
AXBRIDGE COORDINATING SHOWERS

PLEASE SEE PAGE 37 FOR
AXBRIDGE COORDINATING ACCESSORIES

HANDLE
OPTIONS



CROSS
AXB-1
page 22



LEVER
AXB-2
page 26

LEVER
Chrome

Boasting smooth and perfectly contoured, ceramic lever handles in dove white, the Axbridge lever collection allows you to appreciate and experience the quality with every use.

LEVER
Nickel

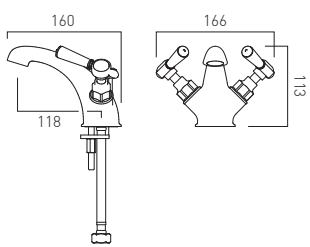
A coalescence of artistry and heritage, the Axbridge lever handles' authentic, crackled finish and smooth, contoured form ensures a distinct vintage appeal.



B&C_o

Axbridge
mono basin mixer
deck mounted
with pop-up waste
lever handles
with water flow straightener
cold ceramic cartridge FL-501-RTC
hot ceramic cartridge FL-501-LTC
2 x 1/2" 400mm flexipipe connections
deck mount drill hole diameter 35mm
minimum operating pressure 0.2 bar LP

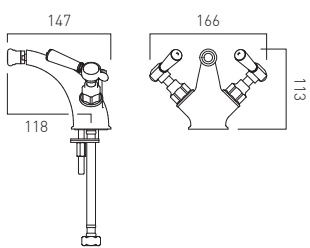
chrome / lever	£ ex-vat	£ inc-vat
BC-AXB-200-CP	216.67	260.00
nickel / lever		
BC-AXB-200-BN	258.33	310.00
H₂ECO*		
FR-FLEXI/5-PLA (2 are required)	8.33	10.00



B&C_o

Axbridge
mono bidet mixer
deck mounted
with pop-up waste
lever handles
with water flow straightener
cold ceramic cartridge FL-501-RTC
hot ceramic cartridge FL-501-LTC
2 x 1/2" 400mm flexipipe connections
deck mount drill hole diameter 35mm
minimum operating pressure 0.2 bar LP

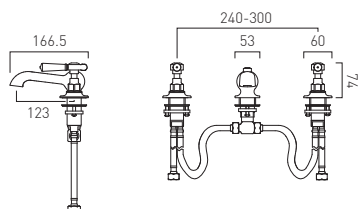
chrome / lever	£ ex-vat	£ inc-vat
BC-AXB-210-CP	233.33	280.00
nickel / lever		
BC-AXB-210-BN	275.00	330.00
H₂ECO*		
FR-FLEXI/5-PLA (2 are required)	8.33	10.00





B&C_o

Axbridge
3 hole basin mixer
deck mounted
with pop-up waste
lever handles
with water flow straightener
cold ceramic cartridge FL-501-RTC
hot ceramic cartridge FL-501-LTC
4 x 1/2" 400mm flexipipe connections
deck mount drill hole diameter 32mm
minimum operating pressure 0.2 bar LP

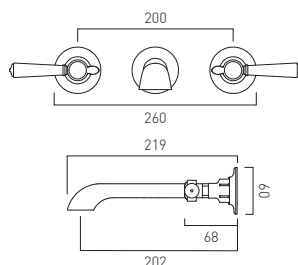


chrome / lever BC-AXB-201-CP	£ ex-vat 366.67	£ inc-vat 440.00
nickel / lever BC-AXB-201-BN	433.33	520.00
H2ECO® FR-FLEXI/5-PLA (2 are required)	8.33	10.00



B&C_o

Axbridge
3 hole basin mixer
wall mounted
lever handles
with water flow straightener
cold ceramic cartridge FL-501-RTC
hot ceramic cartridge FL-501-LTC
2 x 1/2" inlets
min-max wall mount 56-81mm
minimum operating pressure 0.2 bar LP

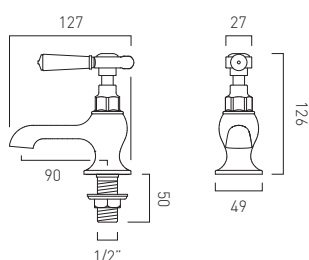


chrome / lever BC-AXB-209-CP	£ ex-vat 366.67	£ inc-vat 440.00
nickel / lever BC-AXB-209-BN	433.33	520.00
H2ECO® FR-106/6-PLA	8.33	10.00



B&C_o

Axbridge
basin pillar taps
deck mounted
lever handles
with water flow straightener
cold ceramic cartridge FL-501-RTC
hot ceramic cartridge FL-501-LTC
1/2" threaded tail connections
deck mount drill hole diameter 22mm
minimum operating pressure 0.2 bar LP



chrome / lever BC-AXB-206-CP	£ ex-vat 191.67	£ inc-vat 230.00
nickel / lever BC-AXB-206-BN	233.33	280.00
H2ECO® FR-106/5-PLA (2 are required)	8.33	10.00

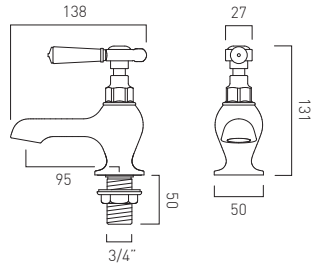
Axbridge Lever



B&C
CO

Axbridge
bath pillar taps
deck mounted
lever handles
with water flow straightener
cold ceramic cartridge FL-511-RTC
hot ceramic cartridge FL-511-LTC
3/4" threaded tail connections
deck mount drill hole diameter 27mm
minimum operating pressure 0.2 bar LP

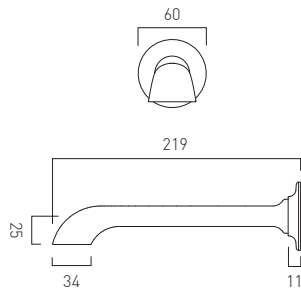
chrome / lever BC-AXB-236-CP	£ ex-vat 233.33	£ inc-vat 280.00
nickel / lever BC-AXB-236-BN	275.00	330.00



B&C
CO

Axbridge
bath spout
wall mounted
with water flow straightener
1/2" inlet
minimum operating pressure 1.0 bar MP

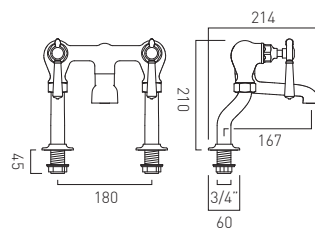
chrome BC-AXB-140-CP	£ ex-vat 91.67	£ inc-vat 110.00
nickel BC-AXB-140-BN	108.33	130.00

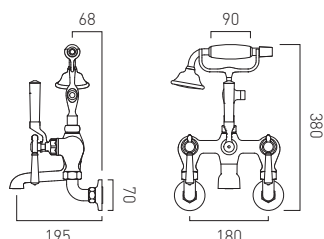


B&C
CO

Axbridge
exposed bath filler
lever handles
deck mounted
with water flow straightener
cold ceramic cartridge FL-511-RTC
hot ceramic cartridge FL-511-LTC
2 x 3/4" 45mm male threaded connections
deck mount drill hole diameter 27mm
minimum operating pressure 1.0 bar MP

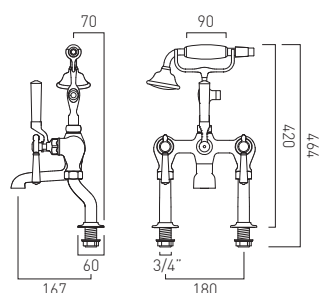
chrome / lever BC-AXB-237-CP	£ ex-vat 450.00	£ inc-vat 540.00
nickel / lever BC-AXB-237-BN	533.33	640.00



B&C
Co


Axbridge
exposed bath shower mixer
lever handles
wall mounted
with water flow straightener
with single function shower kit
cold ceramic cartridge FL-511-RTC
hot ceramic cartridge FL-511-LTC
easy-fit brackets included
minimum operating pressure 1.0 bar MP

chrome / lever	£ ex-vat	£ inc-vat
BC-AXB-220-CP	533.33	640.00
nickel / lever		
BC-AXB-220-BN	616.67	740.00

B&C
Co

Axbridge
exposed bath shower mixer
lever handles
deck mounted
with water flow straightener
with single function shower kit
cold ceramic cartridge FL-511-RTC
hot ceramic cartridge FL-511-LTC
2 x 3/4" 45mm threaded connection on legs
deck mount drill hole diameter 28mm
minimum operating pressure 1.0 bar MP

chrome / lever	£ ex-vat	£ inc-vat
BC-AXB-231-CP	533.33	640.00
nickel / lever		
BC-AXB-231-BN	616.67	740.00

B&C
Co

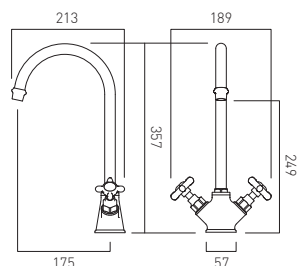
Axbridge
bath shower mixer
lever handles
floor mounted
with water flow straightener
with single function shower kit
cold ceramic cartridge FL-511-RTC
hot ceramic cartridge FL-511-LTC
2 x 3/4" female threaded connections
minimum operating pressure 1.0 bar MP

chrome / lever	£ ex-vat	£ inc-vat
BC-AXB-233-CP	995.83	1,195.00
nickel / lever		
BC-AXB-233-BN	1,162.50	1,395.00

PLEASE SEE PAGE 32 FOR
AXBRIDGE COORDINATING SHOWERS

PLEASE SEE PAGE 37 FOR
AXBRIDGE COORDINATING ACCESSORIES

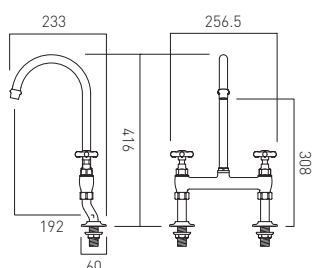




B&C_o

Axbridge
mono kitchen mixer
deck mounted
with swivel spout
cross handles
with water flow straightener
hot ceramic cartridge FL-501-LTC
cold ceramic cartridge FL-501-RTC
2 x 1/2" 400mm flexipipe connections
deck mount drill hole diameter 35mm
minimum operating pressure 0.2 bar LP

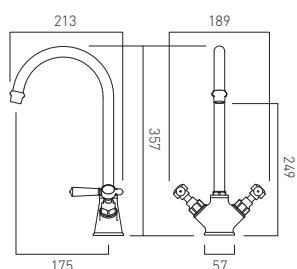
chrome / cross	£ ex-vat	£ inc-vat
BC-AXB-150-CP	258.33	310.00
nickel / cross		
BC-AXB-150-BN	325.00	390.00
H₂ECO®		
FR-FLEXI/8-PLA	8.33	10.00
(2 are required)		



B&C_o

Axbridge
bridge kitchen mixer
pillar mounted
cross handles
with water flow straightener
cold ceramic cartridge FL-501-RTC
hot ceramic cartridge FL-501-LTC
2 x 1/2" threaded inlet
deck mount drill hole diameter 22mm
minimum operating pressure 0.2 bar LP

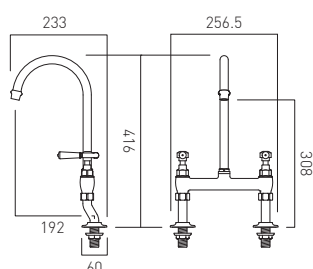
chrome / cross	£ ex-vat	£ inc-vat
BC-AXB-153-CP	341.67	410.00
nickel / cross		
BC-AXB-153-BN	425.00	510.00
H₂ECO®		
2 x 6 l/m flow regulator fitted as standard		



B&C_o

Axbridge
mono kitchen mixer
deck mounted
with swivel spout
lever handles
with water flow straightener
hot ceramic cartridge FL-501-LTC
cold ceramic cartridge FL-501-RTC
2 x 1/2" 400mm flexipipe connections
deck mount drill hole diameter 35mm
minimum operating pressure 0.2 bar LP

chrome / lever	£ ex-vat	£ inc-vat
BC-AXB-250-CP	266.67	320.00
nickel / lever		
BC-AXB-250-BN	333.33	400.00
H₂ECO®		
FR-FLEXI/8-PLA	8.33	10.00
(2 are required)		



B&C_o

Axbridge
bridge kitchen mixer
deck mounted
with swivel spout
lever handles
with water flow straightener
hot ceramic cartridge FL-501-LTC
cold ceramic cartridge FL-501-RTC
2 x 1/2" threaded inlet
deck mount drill hole diameter 22mm
minimum operating pressure 0.2 bar LP

chrome / lever	£ ex-vat	£ inc-vat
BC-AXB-253-CP	350.00	420.00
nickel / lever		
BC-AXB-253-BN	433.33	520.00
H₂ECO®		
2 x 6 l/m flow regulator fitted as standard		



BOOTH & Co.
ENGLAND

AXBRIDGE SHOWERING

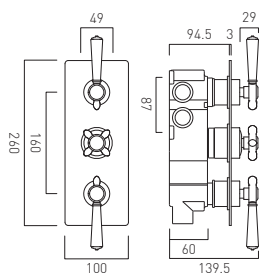
Chrome

Using the latest in thermostatic technology, the Axbridge showering collection combines contoured shapes with a cultured chrome appeal to promise an experience of unrivalled luxury.

AXBRIDGE SHOWERING

Nickel

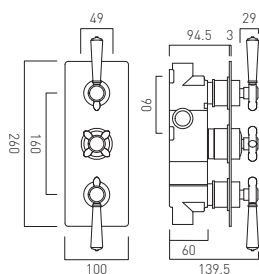
Embracing a warm, nickel finish, ergonomic handles and crackled ceramics, the Axbridge showering collection uses the latest in thermostatic technology to guarantee an enriched showering experience.



B&C
CO

Axbridge
3 outlet 3 handle thermostatic shower valve
wall mounted
thermostatic cartridge V-701-34S
flow cartridge 1 x FL-301-RTC
diverter cartridge 1 x FL-805-33/2X
2 x 3/4" female inlets
3 x 3/4" female outlets
includes 3/4" - 1/2" adaptors
supplied with mortar/tile guard
min-max wall mount 75-100mm
minimum operating pressure
0.2 bar LP (shower) 1.0 bar MP (bath)

chrome	£ ex-vat	£ inc-vat
BC-AXB-128/3-CP	745.83	895.00
nickel		
BC-AXB-128/3-BN	875.00	1,050.00



B&C
CO

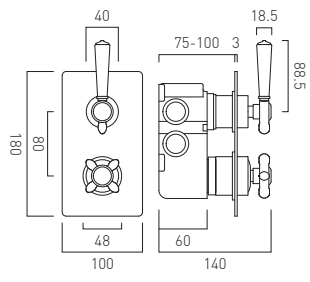
Axbridge
2 outlet 3 handle thermostatic shower valve
wall mounted
thermostatic cartridge V-701-34S
flow cartridge 2 x FL-301-RTC
2 x 3/4" female inlets
2 x 3/4" female outlets
includes 3/4" - 1/2" adaptors
supplied with mortar/tile guard
min-max wall mount 75-100mm
minimum operating pressure
0.2 bar LP (shower) 1.0 bar MP (bath)

chrome	£ ex-vat	£ inc-vat
BC-AXB-128/2-CP	708.33	850.00
nickel		
BC-AXB-128/2-BN	829.17	995.00





B&C
CO

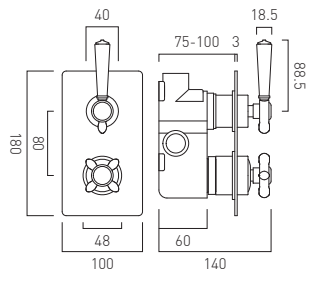


Axbridge
 2 outlet 2 handle thermostatic shower valve
 wall mounted
 thermostatic cartridge V-701-34S
 diverter cartridge 1 x FL-805-33/2X
 2 x 3/4" female inlets
 2 x 3/4" female outlets
 includes 3/4" - 1/2" adaptors
 supplied with mortar/tile guard
 min-max wall mount 75-100mm
 minimum operating pressure
 0.2 bar LP (shower) 1.0 bar MP (bath)

chrome	£ ex-vat	£ inc-vat
BC-AXB-148/2-CP	662.50	795.00
nickel		
BC-AXB-148/2-BN	791.67	950.00



B&C
CO

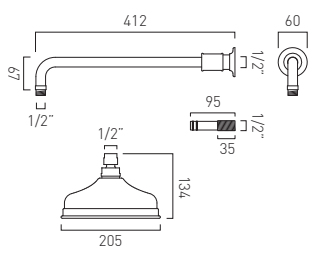


Axbridge
 1 outlet 2 handle thermostatic shower valve
 wall mounted
 thermostatic cartridge V-701-34S
 flow cartridge FL-301-RTC
 2 x 3/4" female inlets
 1 x 3/4" female outlet
 includes 3/4" - 1/2" adaptors
 supplied with mortar/tile guard
 min-max wall mount 75-100mm
 minimum operating pressure
 0.2 bar LP (shower) 1.0 bar MP (bath)

chrome	£ ex-vat	£ inc-vat
BC-AXB-148-CP	562.50	675.00
nickel		
BC-AXB-148-BN	708.33	850.00



B&C
CO



Axbridge
 round shower head with shower arm
 wall mounted
 200mm (8") shower head
 1/2" threaded inlet
 minimum operating pressure 0.2 bar LP

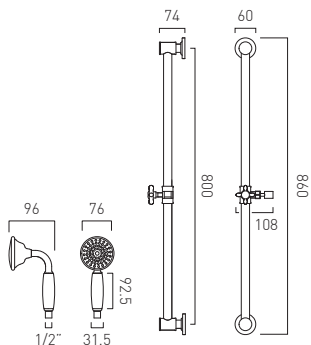
chrome	£ ex-vat	£ inc-vat
BC-AXB-HEAD/SA-CP	245.83	295.00
nickel		
BC-AXB-HEAD/SA-BN	312.50	375.00
H2ECO*		
FR-SHOWER/9-PLA	8.33	10.00



B&C_o

Axbridge
slide rail shower kit
with single function handset
with 150cm shower hose
minimum operating pressure 0.2 bar LP

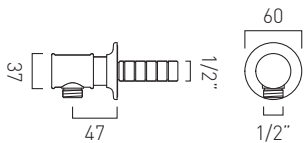
	£ ex-vat	£ inc-vat
chrome BC-AXB-SFSRK-CP	312.50	375.00
nickel BC-AXB-SFSRK-BN	366.67	440.00



B&C_o

Axbridge
wall outlet
1/2" threaded inlet
1/2" threaded outlet
minimum operating pressure 0.2 bar LP

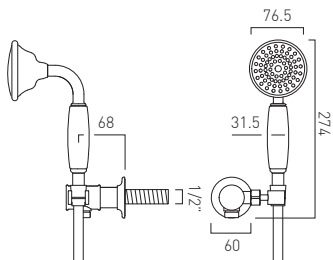
	£ ex-vat	£ inc-vat
chrome BC-AXB-OUTLET-CP	79.17	95.00
nickel BC-AXB-OUTLET-BN	87.50	105.00

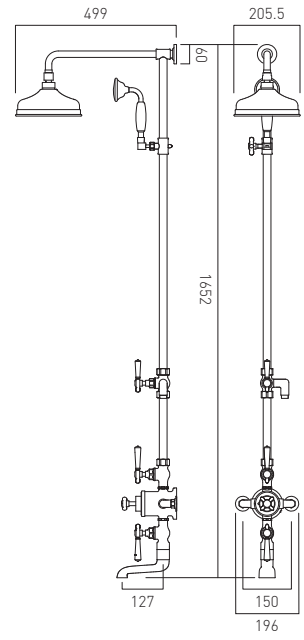


B&C_o

Axbridge
single function mini shower kit
wall mounted
with 150cm shower hose
and bracket with integrated outlet
1/2" inlet
minimum operating pressure 0.2 bar LP

	£ ex-vat	£ inc-vat
chrome BC-AXB-SFMKW0-CP	200.00	240.00
nickel BC-AXB-SFMKW0-BN	245.83	295.00

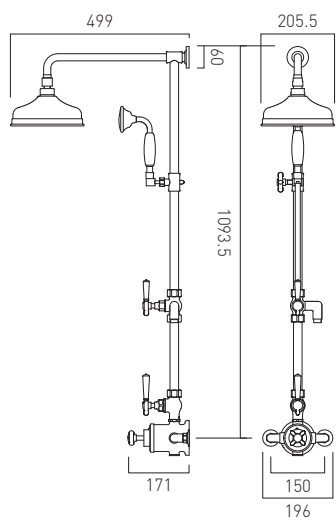




B&C
CO

Axbridge
3 outlet exposed shower column with bath filler
wall mounted
with shower kit
with water flow straightener
integrated diverter
with 200mm (8") shower head
single function shower handset
thermostatic cartridge V-702-34S
ceramic cartridge FL-511-LTC
ceramic cartridge FL-511-RTC
minimum operating pressure 1.0 bar MP

chrome	£ ex-vat	£ inc-vat
BC-AXB-123/RRK-CP	1,541.67	1,850.00
nickel		
BC-AXB-123/RRK-BN	1,875.00	2,250.00



B&C
CO

Axbridge
2 outlet exposed shower column
wall mounted
with water flow straightener
integrated diverter
with 200mm (8") shower head
single function shower handset
thermostatic cartridge V-702-34S
ceramic cartridge FL-511-LTC
minimum operating pressure 1.0 bar MP

chrome	£ ex-vat	£ inc-vat
BC-AXB-149/RRK-CP	1,375.00	1,650.00
nickel		
BC-AXB-149/RRK-BN	1,708.33	2,050.00





BOOTH & Co.
ENGLAND



AXBRIDGE ACCESSORIES

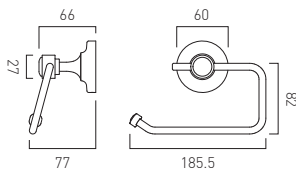
Chrome

With intricate detailing and immaculate, dove white ceramics, the Axbridge accessory collection will provide your bathroom with a luxurious finishing touch.

AXBRIDGE ACCESSORIES

Nickel

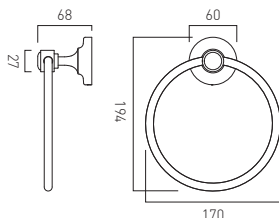
Boasting crackled, ceramic forms and an alluring antique glow, the Axbridge accessory collection offers a harmonised, statement appearance for the modern classic home.



B&C

Axbridge
paper holder
wall mounted

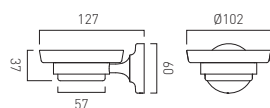
chrome	£ ex-vat	£ inc-vat
BC-AXB-180-CP	58.33	70.00
nickel		
BC-AXB-180-BN	66.67	80.00



B&C

Axbridge
towel ring
wall mounted

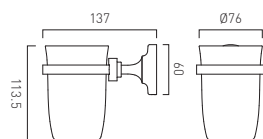
chrome	£ ex-vat	£ inc-vat
BC-AXB-181-CP	62.50	75.00
nickel		
BC-AXB-181-BN	70.83	85.00



B&C

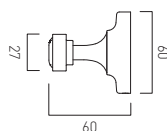
Axbridge
ceramic soap dish and holder
wall mounted

chrome	£ ex-vat	£ inc-vat
BC-AXB-182-CP	66.67	80.00
nickel		
BC-AXB-182-BN	75.00	90.00

B&C_o

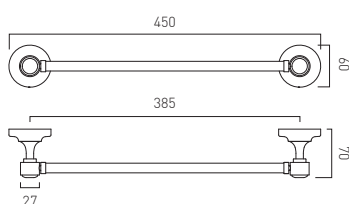
Axbridge
ceramic tumbler and holder
wall mounted

chrome	£ ex-vat	£ inc-vat
BC-AXB-183-CP	70.83	85.00
nickel		
BC-AXB-183-BN	79.17	95.00

B&C_o

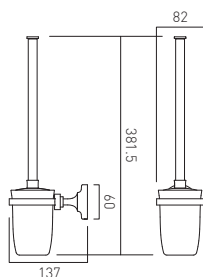
Axbridge
robe hook
wall mounted

chrome	£ ex-vat	£ inc-vat
BC-AXB-186-CP	41.67	50.00
nickel		
BC-AXB-186-BN	50.00	60.00

B&C_o

Axbridge
towel rail
wall mounted
450mm (18")

chrome	£ ex-vat	£ inc-vat
BC-AXB-184-45-CP	87.50	105.00
nickel		
BC-AXB-184-45-BN	104.17	125.00

B&C_o

Axbridge
toilet brush and ceramic holder
wall mounted

chrome	£ ex-vat	£ inc-vat
BC-AXB-188-CP	104.17	125.00
nickel		
BC-AXB-188-BN	116.67	140.00



BOOTH & Co.
ENGLAND

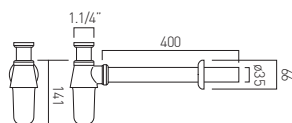
B&C

Axbridge
bottle trap
35mm x 400mm pipe connections
min-max vertical adjustment 50-140mm
to outlet centre

chrome	£ ex-vat	£ inc-vat
PEX-460/UK-1.1/4-C/P	58.33	70.00
nickel		
BC-460/UK-1.1/4-BN	104.17	125.00



BC-460/UK-1.1/4-BN



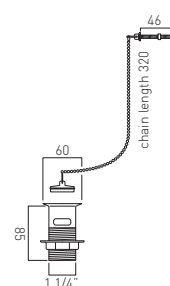
B&C

Axbridge
basin waste, metal plug and chain
1.1/4" x 55mm threaded connections

chrome	£ ex-vat	£ inc-vat
PEX-KITA-C/P	25.00	30.00
nickel		
BC-KITA-BN	37.50	45.00



BC-KITA-BN



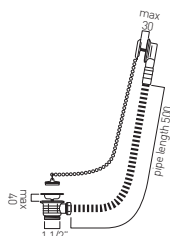
B&C

Axbridge
stowaway bath waste
metal plug and chain
1.1/2" x 15mm threaded connections

chrome	£ ex-vat	£ inc-vat
PEX-KITB-STOW-C/P	33.33	40.00
nickel		
BC-KITB-STOW-BN	50.00	60.00



BC-KITB-STOW-BN

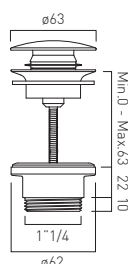


B&C

Axbridge
universal basin waste
easily converts into a slotted or unslotted waste
clac-clac or free-flow

chrome	£ ex-vat	£ inc-vat
WG-395-C/P	58.33	70.00
nickel		
BC-395-BN	91.67	110.00

See page 115 for
white ceramic basin waste cover.





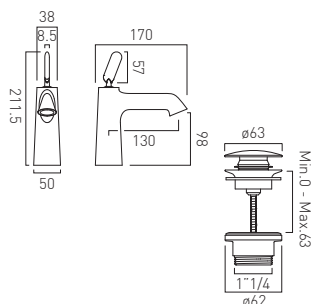
Taps



CONRAN AND
PARTNERS



NEW & EXCLUSIVE



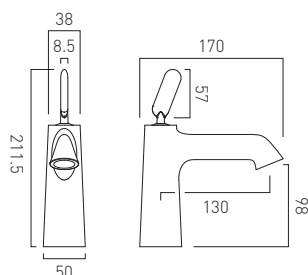
mono basin mixer
single lever
deck mounted
smooth bodied
with universal basin waste
with water flow aerator
ceramic cartridge K-001-J25
deck mount drill hole diameter 35mm
minimum operating pressure 1.0 bar MP

chrome	£ ex-vat	£ inc-vat
ARR-100/CC-CP	341.67	410.00

H₂ECO®

5 l/m flow regulator fitted as standard

NEW & EXCLUSIVE



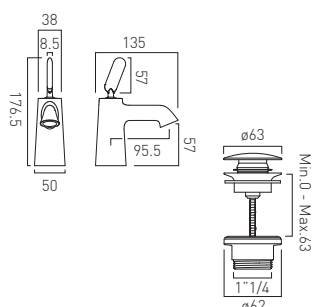
mono basin mixer
single lever
deck mounted
smooth bodied
without universal basin waste
with water flow aerator
ceramic cartridge K-001-J25
deck mount drill hole diameter 35mm
minimum operating pressure 1.0 bar MP

chrome	£ ex-vat	£ inc-vat
ARR-100/SB-CP	329.17	395.00

H₂ECO®

5 l/m flow regulator fitted as standard

NEW & EXCLUSIVE



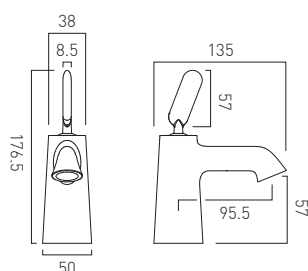
mini mono basin mixer
single lever
deck mounted
smooth bodied
with universal basin waste
with water flow aerator
ceramic cartridge K-001-J25
deck mount drill hole diameter 35mm
minimum operating pressure 1.0 bar MP

chrome	£ ex-vat	£ inc-vat
ARR-100M/CC-CP	320.83	385.00

H₂ECO®

5 l/m flow regulator fitted as standard

NEW & EXCLUSIVE



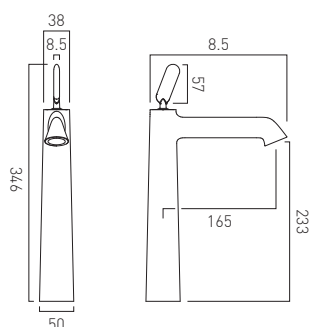
mini mono basin mixer
single lever
deck mounted
smooth bodied
without universal basin waste
with water flow aerator
ceramic cartridge K-001-J25
deck mount drill hole diameter 35mm
minimum operating pressure 1.0 bar MP

chrome	£ ex-vat	£ inc-vat
ARR-100M/SB-CP	308.33	370.00

H₂ECO®

5 l/m flow regulator fitted as standard

NEW & EXCLUSIVE



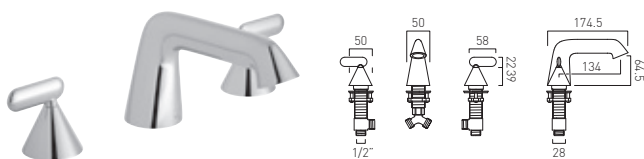
extended mono basin mixer
single lever
deck mounted
smooth bodied
without universal basin waste
with water flow aerator
ceramic cartridge K-001-J25
deck mount drill hole diameter 35mm
minimum operating pressure 1.0 bar MP

chrome	£ ex-vat	£ inc-vat
ARR-100E/SB-CP	437.50	525.00

H₂ECO®

5 l/m flow regulator fitted as standard

NEW & EXCLUSIVE



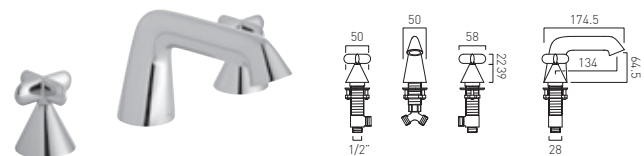
3 hole basin mixer, lever handles
deck mounted with fixed spout
without pop-up waste, with water flow aerator
1/2" ceramic disc 1/4 turn valves
cold ceramic cartridge FL-202-LTC
hot ceramic cartridge FL-202-RTC
2 x 1/2" x 1/2" 300mm flexipipe connections
1/2" male x 1/2" male x 1/2" female T connection
spout deck mount drill hole diameter 30mm
valve deck mount drill hole diameter 30mm
minimum operating pressure 1.0 bar MP

chrome £ ex-vat £ inc-vat
ARR-101-CP 520.83 625.00

H₂ECO®

5 l/m flow regulator fitted as standard

NEW & EXCLUSIVE




3 hole basin mixer, cross handles
deck mounted with fixed spout
without pop-up waste, with water flow aerator
1/2" ceramic disc 1/4 turn valves
cold ceramic cartridge FL-202-LTC
hot ceramic cartridge FL-202-RTC
2 x 1/2" x 1/2" 300mm flexipipe connections
1/2" male x 1/2" male x 1/2" female T connection
spout deck mount drill hole diameter 30mm
valve deck mount drill hole diameter 30mm
minimum operating pressure 1.0 bar MP

chrome £ ex-vat £ inc-vat
ARR-201-CP 520.83 625.00

H₂ECO®

5 l/m flow regulator fitted as standard

NEW & EXCLUSIVE



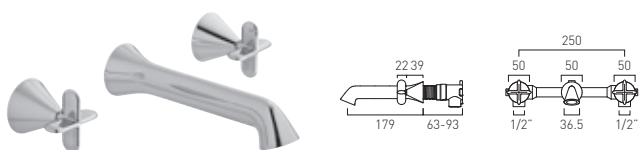
3 hole basin mixer, lever handles
wall mounted
with water flow aerator
cold ceramic cartridge FL-203-LTC
hot ceramic cartridge FL-203-RTC
two part cartridges ensure perfect alignment of
handle and shroud
2 x 1/2" female connections
min-max wall mount 63-93mm
minimum operating pressure 1.0 bar MP

chrome £ ex-vat £ inc-vat
ARR-109-CP 520.83 625.00

H₂ECO®

5 l/m flow regulator fitted as standard

NEW & EXCLUSIVE



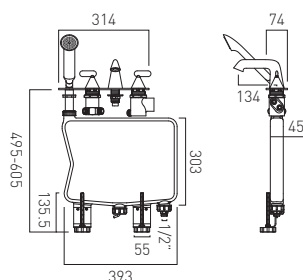
3 hole basin mixer, cross handles
wall mounted
with water flow aerator
cold ceramic cartridge FL-203-LTC
hot ceramic cartridge FL-203-RTC
two part cartridges ensure perfect alignment of
handle and shroud
2 x 1/2" female connections
min-max wall mount 63-93mm
minimum operating pressure 1.0 bar MP

chrome £ ex-vat £ inc-vat
ARR-209-CP 520.83 625.00

H₂ECO®

5 l/m flow regulator fitted as standard

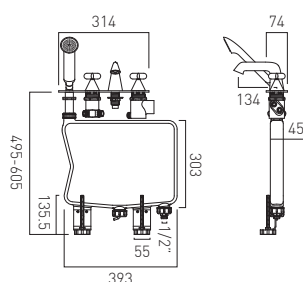
NEW & EXCLUSIVE



4 hole bath shower mixer
 lever handles, deck mounted
 with fixed spout
 with shower kit
 with water flow straightener
 thermostatic cartridge V-704-34S
 diverter cartridge FL-801-33/2SX
 1/2" 700mm flexipipe with right angle connection
 braided shower hose
 2 x 400 1/2" female flexipipe connectors to valve
 valve deck mount drill hole 48mm
 diverter deck mount drill hole 48mm
 spout and handset deck mount drill hole 30mm
 bath deck thickness (1-18mm)
 minimum operating pressure 3.0 bar HP

chrome	£ ex-vat	£ inc-vat
ARR-132T-CP	995.83	1,195.00
H2ECO®		
FR-SHOWER/9-C/P	13.33	16.00

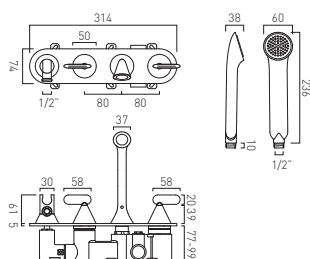
NEW & EXCLUSIVE



4 hole bath shower mixer
 cross handles, deck mounted
 with fixed spout
 with shower kit
 with water flow straightener
 thermostatic cartridge V-704-34S
 diverter cartridge FL-801-33/2SX
 1/2" 700mm flexipipe with right angle connection
 braided shower hose
 2 x 400 1/2" female flexipipe connectors to valve
 valve deck mount drill hole 48mm
 diverter deck mount drill hole 48mm
 spout and handset deck mount drill hole 30mm
 bath deck thickness (1-18mm)
 minimum operating pressure 3.0 bar HP

chrome	£ ex-vat	£ inc-vat
ARR-232T-CP	995.83	1,195.00
H2ECO®		
FR-SHOWER/9-C/P	13.33	16.00

NEW & EXCLUSIVE

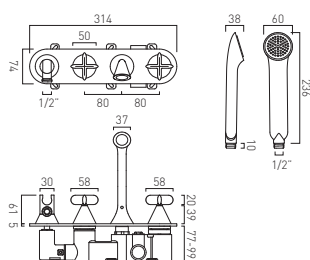


concealed thermostatic bath shower mixer with
 integrated single function mini kit
 lever handles
 wall mounted
 with water flow straightener
 thermostatic cartridge V-704-34S
 diverter cartridge FL-801-33/2SX
 2 x 3/4" female inlets
 includes 3/4" - 1/2" adaptors
 supplied with mortar/tile guard
 min-max wall mount 79.5-101.5mm
 minimum operating pressure 1.0 bar MP

chrome	£ ex-vat	£ inc-vat
TAB-123T/WO-ARR-CP	1,054.17	1,265.00
H2ECO®		
FR-FLEXI/9-PLA	8.33	10.00



NEW & EXCLUSIVE

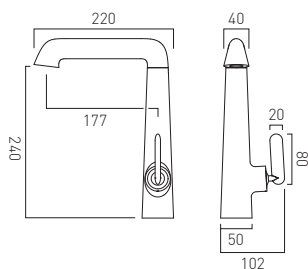


concealed thermostatic bath shower mixer with
 integrated single function mini kit
 cross handles
 wall mounted
 with water flow straightener
 thermostatic cartridge V-704-34S
 diverter cartridge FL-801-33/2SX
 2 x 3/4" female inlets
 includes 3/4" - 1/2" adaptors
 supplied with mortar/tile guard
 min-max wall mount 79.5-101.5mm
 minimum operating pressure 1.0 bar MP

chrome	£ ex-vat	£ inc-vat
TAB-223T/WO-ARR-CP	1,054.17	1,265.00
H2ECO®		
FR-FLEXI/9-PLA	8.33	10.00



NEW & EXCLUSIVE

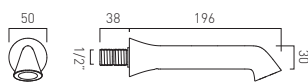


mono kitchen mixer
single lever
deck mounted
with swivel spout
with water flow aerator
ceramic cartridge K-001-N25
2 x 1/2" x 400mm flexipipe connections
deck mount drill hole diameter 35mm
minimum operating pressure 1.0 bar MP

chrome
ARR-150-CP

£ ex-vat £ inc-vat
412.50 495.00

NEW & EXCLUSIVE

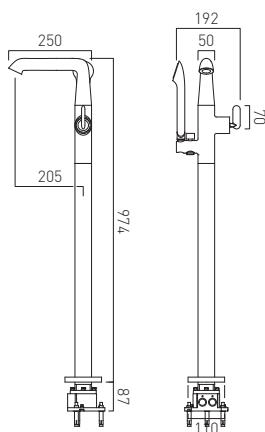


bath spout
with water flow straightener
wall mounted
1/2" inlet
minimum operating pressure 0.2 bar LP

chrome
ARR-140-CP

£ ex-vat £ inc-vat
200.00 240.00

NEW & EXCLUSIVE



bath shower mixer
single lever
floor mounted
with water flow straightener
with single function shower kit
ceramic cartridge C-002-N35
2 x 1/2" female threaded connections
minimum operating pressure 1.5 bar MP

chrome
ARR-133-CP

£ ex-vat £ inc-vat
1,412.50 1,695.00

H2ECO®
FR-FLEXI/9-PLA

8.33 10.00

PLEASE SEE PAGE 207 FOR

ARRONDI COORDINATING SHOWERS

OMIKA

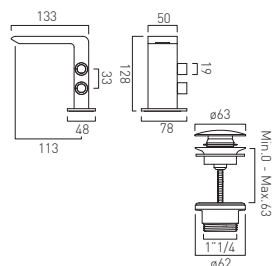
DESIGNED BY

globe.



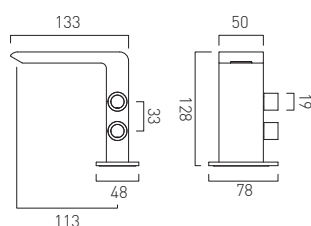
F

Omika



chrome	£ ex-vat	£ inc-vat
OMI-100/CC-C/P	341.67	410.00

INDIVIDUAL
by VADO

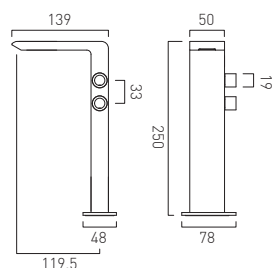


chrome	£ ex-vat	£ inc-vat
OMI-100/SB-C/P	329.17	395.00

chrome	£ ex-vat	£ inc-vat
OMI-300/CC-CP	283.33	340.00

chrome	£ ex-vat	£ inc-vat
QMI-100M/CC-C/P	320.83	385.00

to save water just add the code shown next to the **H₂ECO®** symbol to your order (see page 274 for further information)

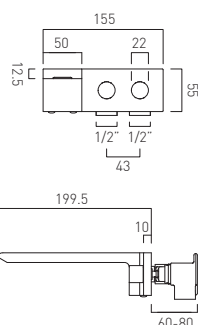


extended mono basin mixer
deck mounted
smooth bodied
without universal basin waste
water flow aerator
1/4 turn ceramic disc valves
2 x FL-401-RTC
2 x 1/2" 400mm flexipipe connections
deck mount drill hole diameter 35mm
minimum operating pressure 1.0 bar MP

chrome £ ex-vat £ inc-vat
OMI-100E/SB-C/P 437.50 525.00

H2ECO®

4 1/m flow regulator fitted as standard



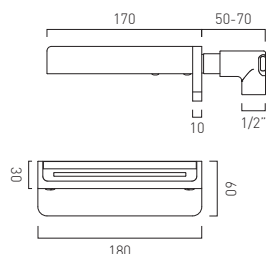
basin mixer
wall mounted
water flow aerator
1/4 turn ceramic disc valves
2 x FL-201-LTC
2 x 1/2" female inlets
min-max wall mount 60-80mm
minimum operating pressure 1.0 bar MP

chrome £ ex-vat £ inc-vat
OMI-109-C/P 520.83 625.00

H2ECO®

4 1/m flow regulator fitted as standard

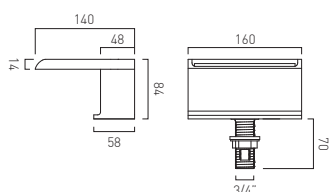

INDIVIDUAL
by VADO



waterfall bath spout
wall mounted
min-max wall mount 50-70mm
20mm wall mount depth adjustment
1/2" inlet
minimum operating pressure 1.0 bar MP

chrome £ ex-vat £ inc-vat
SYN-240/W-CP 395.83 475.00

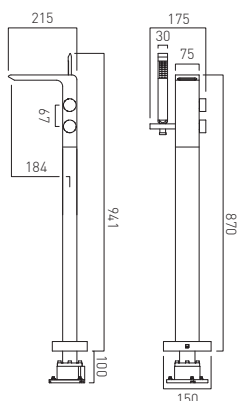
INDIVIDUAL
by VADO



waterfall bath spout
deck mounted
3/4" inlet
minimum operating pressure 1.5 bar MP

chrome £ ex-vat £ inc-vat
SYN-240D-CP 458.33 550.00

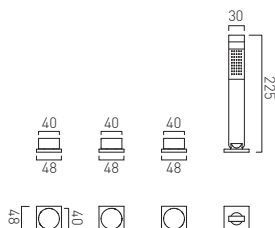



INDIVIDUAL
by VADO


bath shower mixer
floor mounted
with Omika single function shower kit
quarter turn ceramic mix cartridge FL-601-33Q
ceramic diverter cartridge FL-803-33/2X
2 x 1/2" female threaded connections
clearance 850mm from floor to spout
minimum operating pressure 1.0 bar MP

chrome	£ ex-vat	£ inc-vat
OMI-133-C/P	1,412.50	1,695.00

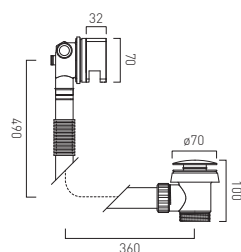
H₂ECO®	£ ex-vat	£ inc-vat
FR-FLEXI/8-PLA	8.33	10.00



4 hole bath shower mixer
deck mounted
with Omika shower kit without spout
for use with bath filler waste and overflow
1/4 turn ceramic disc valves FL-301-RTC
FL-301-LTC
1 x 1/2" x 3/8" 200cm shower hose
2 x 3/4" x 3/4" 600mm flexipipe connections
ceramic diverter cartridge FL-803-33/2X
1mm - 40mm min-max bath thickness
deck mount drill hole diameter 35mm
minimum operating pressure 1.0 bar MP

chrome	£ ex-vat	£ inc-vat
OMI-135/NS-C/P	579.17	695.00

H₂ECO®	£ ex-vat	£ inc-vat
FR-FLEXI/8-PLA	8.33	10.00


INDIVIDUAL
by VADO


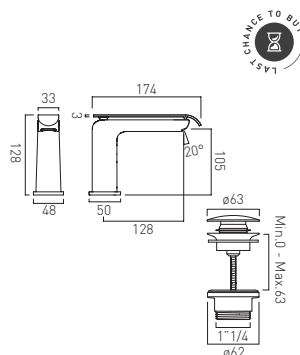
clic-clac bath filler waste and overflow
2 x 1/2" inlets (one is blanked off)
1.1/2" x 10mm threaded outlet connection
min-max overflow bath thickness 1mm-18mm
minimum operating pressure 1.0 bar MP

chrome	£ ex-vat	£ inc-vat
WG-81389/SQ-C/P	137.50	165.00

PLEASE SEE PAGE 149 FOR
OMIKA COORDINATING SHOWERS

PLEASE SEE PAGE 242 FOR
OMIKA COORDINATING ACCESSORIES

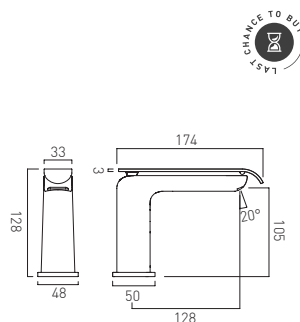




mono basin mixer
single lever
deck mounted
smooth bodied
with universal basin waste
ceramic cartridge C-006-N25
deck mount drill hole diameter 35mm
minimum operating pressure 0.2 bar LP

chrome
KOV-100/CC-C/P
£ ex-vat 287.50 £ inc-vat 345.00

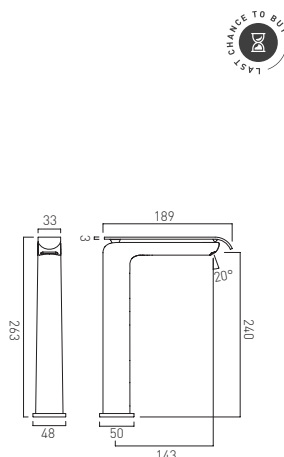
H₂ECO®
6 l/m flow regulator fitted as standard



mono basin mixer
single lever
deck mounted
smooth bodied
without universal basin waste
ceramic cartridge C-006-N25
deck mount drill hole diameter 35mm
minimum operating pressure 0.2 bar LP

chrome
KOV-100/SB-C/P
£ ex-vat 275.00 £ inc-vat 330.00

H₂ECO®
6 l/m flow regulator fitted as standard



extended mono basin mixer
single lever
deck mounted
smooth bodied
without universal basin waste
ceramic cartridge C-006-N25
deck mount drill hole diameter 35mm
minimum operating pressure 0.2 bar LP

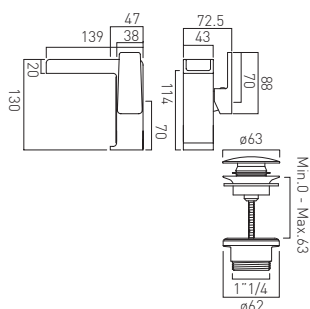
chrome
KOV-100E/SB-C/P
£ ex-vat 358.33 £ inc-vat 430.00

H₂ECO®
6 l/m flow regulator fitted as standard

PLEASE SEE PAGE 166 FOR
LIFE COORDINATING SHOWERS

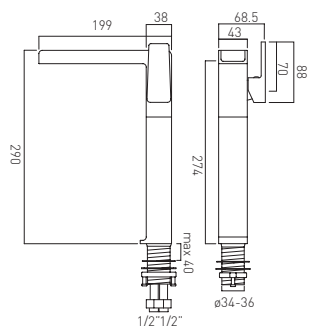
PLEASE SEE PAGE 253 FOR
LIFE COORDINATING ACCESSORIES





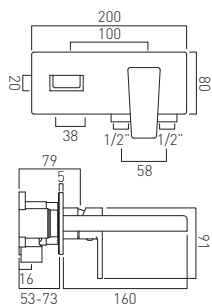
chrome	£ ex-vat	£ inc-vat
SYN-100/CC-C/P	295.83	355.00

5 l/m flow regulator fitted as standard



chrome	£ ex-vat	£ inc-vat
SYN-100E/SB-C/P	412.50	495.00

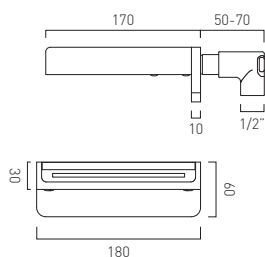

5 l/m flow regulator fitted as standard



chrome	£ ex-vat	£ inc-vat
SYN-109S/A-C/P	458.33	550.00

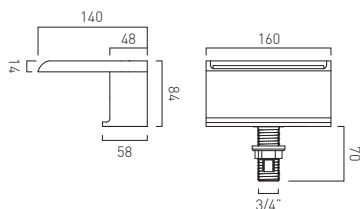
5 l/m flow regulator fitted as standard

INDIVIDUAL
by VADO



waterfall bath spout
wall mounted
min-max wall mount 50-70mm
20mm wall mount depth adjustment
1/2" inlet
minimum operating pressure 1.0 bar MP

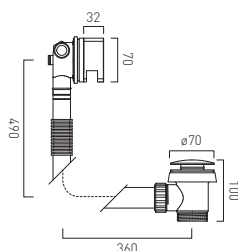
chrome	£ ex-vat	£ inc-vat
SYN-240/W-CP	395.83	475.00



waterfall bath spout
deck mounted
3/4" inlet
minimum operating pressure 1.5 bar MP

chrome	£ ex-vat	£ inc-vat
SYN-240D-CP	458.33	550.00

INDIVIDUAL
by VADO



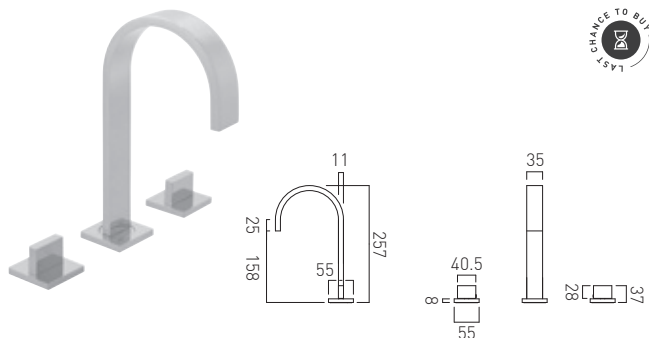
clic-clac bath filler waste and overflow
2 x 1/2" inlets (one is blanked off)
1.1/2" x 10mm threaded outlet connection
min-max overflow bath thickness 1mm-18mm
minimum operating pressure 1.0 bar MP

chrome	£ ex-vat	£ inc-vat
WG-81389/SQ-C/P	137.50	165.00

PLEASE SEE PAGE 155 FOR
NOTION COORDINATING SHOWERS

PLEASE SEE PAGE 256 FOR
SHAMA COORDINATING ACCESSORIES

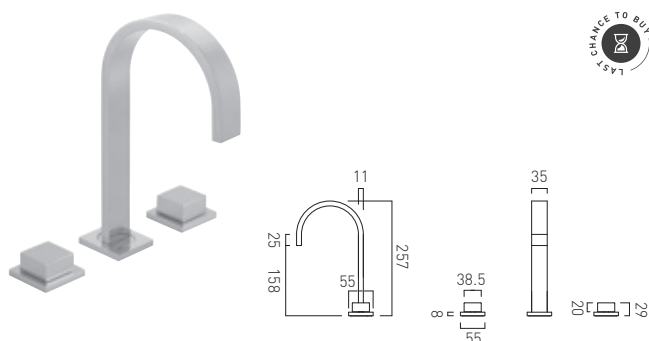




3 hole basin mixer
deck mounted, spout can swivel or be fixed
without pop-up waste, with water flow aerator
1/2" ceramic disc 1/4 turn valves
cold ceramic cartridge C-501-RTC
hot ceramic cartridge C-501-LTC
2 x 1/2" x 1/2" 600mm flexipipe connections
1/2" male x 1/2" male x 1/2" female T connection
spout deck mount drill hole diameter 33mm
valve deck mount drill hole diameter 33mm
minimum operating pressure 1.0 bar MP

chrome	£ ex-vat	£ inc-vat
GEO-101-C/P	479.17	575.00

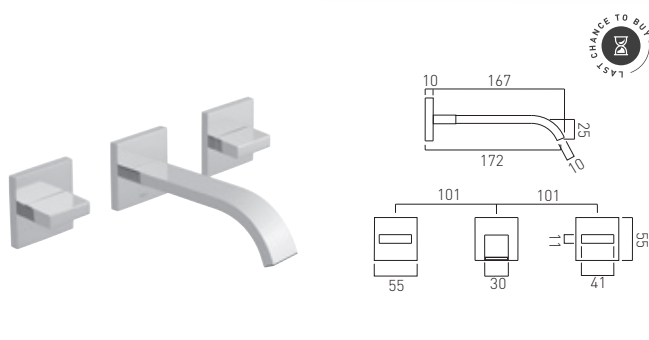
H2ECO®
5 l/m flow regulator fitted as standard



3 hole basin mixer with square handles
deck mounted
spout can swivel or be fixed
without pop-up waste, with water flow aerator
1/2" ceramic disc 1/4 turn valves
cold ceramic cartridge C-501-RTC
hot ceramic cartridge C-501-LTC
2 x 1/2" x 1/2" 600mm flexipipe connections
1/2" male x 1/2" male x 1/2" female T connection
spout deck mount drill hole diameter 33mm
valve deck mount drill hole diameter 33mm
minimum operating pressure 1.0 bar MP

chrome	£ ex-vat	£ inc-vat
GEO-201-C/P	479.17	575.00

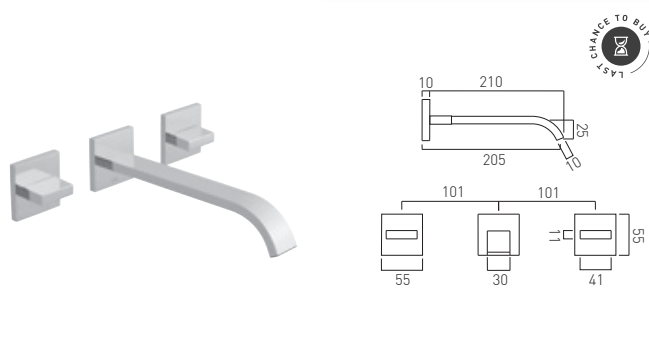
H2ECO®
5 l/m flow regulator fitted as standard



3 hole basin mixer
wall mounted
with water flow straightener
cold ceramic cartridge C-503-LTC
hot ceramic cartridge C-503-RTC
two part cartridges ensure perfect alignment of
handle and shroud
2 x 1/2" male x 1/2" male x 90mm straight
connections and 1 x 1/2" x 1/2" x 1/2" x 47mm
female connection (T-piece)
min-max wall mount 59-68mm
minimum operating pressure 0.2 bar LP

chrome	£ ex-vat	£ inc-vat
GEO-109-C/P	458.33	550.00

H2ECO®
FR-106/5-PLA 8.33 10.00




3 hole basin mixer with 220mm spout
wall mounted
with water flow straightener
cold ceramic cartridge C-503-LTC
hot ceramic cartridge C-503-RTC
two part cartridges ensure perfect alignment of
handle and shroud
2 x 1/2" male x 1/2" male x 90mm straight
connections and 1 x 1/2" x 1/2" x 1/2" x 47mm
female connection (T-piece)
min-max wall mount 59-68mm
minimum operating pressure 0.2 bar LP

chrome	£ ex-vat	£ inc-vat
GEO-109/220-C/P	495.83	595.00

H2ECO®
FR-106/5-PLA 8.33 10.00

WALL MOUNTED CARTRIDGE UPDATE

- New two-part cartridges ensure perfect alignment and positioning of handle and shroud.
- Two-part cartridge contains splined body and lock nut.
- Separating the body and lock nut allows the splined body to be rotated to the users' ideal position and locked.
- This process is not achievable with a single piece headwork.





chrome	£ ex-vat	£ inc-vat
GEO-135-3/4-C/P	662.50	795.00

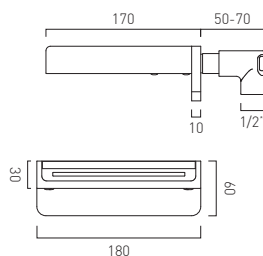

chrome	£ ex-vat	£ inc-vat
GEO-135/NS-3/4-C/P	554.17	665.00

chrome	£ ex-vat	£ inc-vat
GEO-FLOORSPOUT-C/P	525.00	630.00



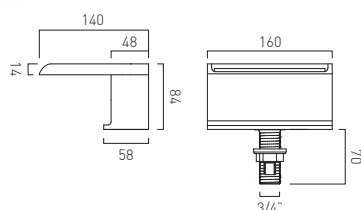
chrome	£ ex-vat	£ inc-vat
WG-81389/SQ-C/P	137.50	165.00

INDIVIDUAL
by VADO



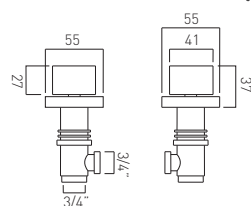

waterfall bath spout
wall mounted
min-max wall mount 50-70mm
20mm wall mount depth adjustment
1/2" inlet
minimum operating pressure 1.0 bar MP

chrome	£ ex-vat	£ inc-vat
SYN-240/W-CP	395.83	475.00



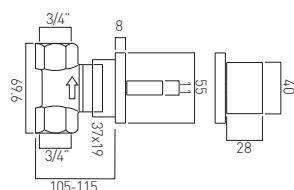
waterfall bath spout
deck mounted
3/4" inlet
minimum operating pressure 1.5 bar MP

chrome	£ ex-vat	£ inc-vat
SYN-240D-CP	458.33	550.00



pair of valves 3/4"
deck mounted
cold ceramic cartridge C-302-RTC
hot ceramic cartridge C-302-LTC
3/4" x 10mm thread length male inlet
3/4" x 10mm thread length male outlet
min-max wall mount thickness 6-65mm
min-max wall mount depth 95-160mm
deck mount drill hole diameter 33mm
min-max bath thickness 6-65mm
minimum operating pressure 0.2 bar LP

chrome	£ ex-vat	£ inc-vat
GEO-142/PR-3/4-C/P	225.00	270.00



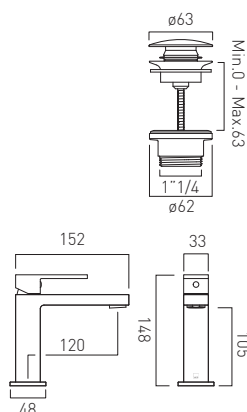
concealed stop valve 3/4"
wall mounted
ceramic cartridge GEO-143-VALVE/CD-3/4
3/4" inlet
3/4" outlet
min-max wall mount 105-115mm
minimum operating pressure 0.2 bar LP

chrome	£ ex-vat	£ inc-vat
GEO-143-3/4-C/P	120.83	145.00

PLEASE SEE PAGE 155 FOR
NOTION COORDINATING SHOWERS

PLEASE SEE PAGE 256 FOR
SHAMA COORDINATING ACCESSORIES



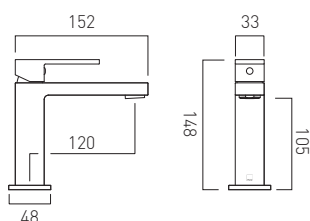


slimline mono basin mixer
single lever
deck mounted
smooth bodied
with universal basin waste
with water flow aerator
ceramic cartridge C-010-N25
2 x 1/2" 400mm flexipipe connections
deck mount drill hole diameter 35mm
minimum operating pressure 1.0 bar MP

chrome	£ ex-vat	£ inc-vat
NOT-200/CC-C/P	270.83	325.00

H₂ECO®

5 l/m flow regulator fitted as standard



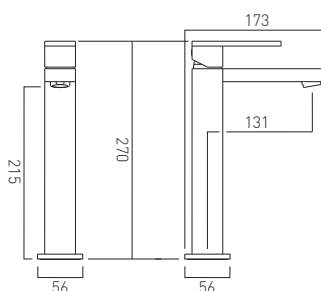
slimline mono basin mixer
single lever
deck mounted
smooth bodied
without universal basin waste
with water flow aerator
ceramic cartridge C-010-N25
2 x 1/2" 400mm flexipipe connections
deck mount drill hole diameter 35mm
minimum operating pressure 1.0 bar MP

chrome	£ ex-vat	£ inc-vat
NOT-200/SB-C/P	258.33	310.00

H₂ECO®

5 l/m flow regulator fitted as standard

INDIVIDUAL
by VADO

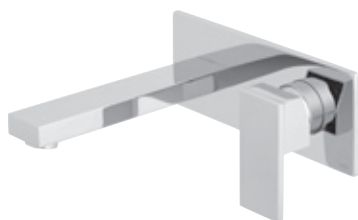


extended mono basin mixer
single lever
deck mounted
smooth bodied
without universal basin waste
with water flow aerator
ceramic cartridge CAR-K28A
2 x 1/2" 550mm flexipipe connections
deck mount drill hole diameter 35mm
minimum operating pressure 1.0 bar MP

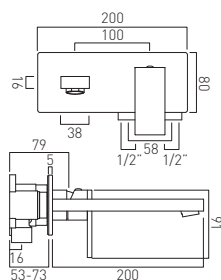
chrome	£ ex-vat	£ inc-vat
NOT-100EF/SB-C/P	354.17	425.00

H₂ECO®

5 l/m flow regulator fitted as standard



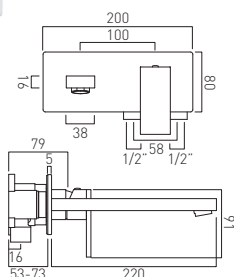
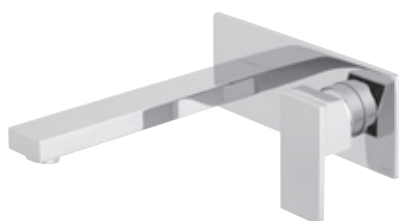
INDIVIDUAL
by VADO



2 hole basin mixer
single lever
wall mounted
with rectangular backplate
with water flow aerator
ceramic cartridge CAR-K35B
2 x 1/2" inlets
min-max wall mount 53-73mm
minimum operating pressure 0.2 bar LP

chrome	£ ex-vat	£ inc-vat
NOT-109FS/A-C/P	395.83	475.00

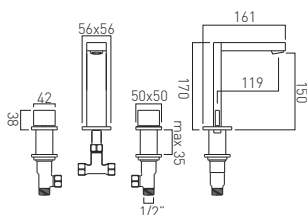

H₂ECO®
5 l/m flow regulator fitted as standard



2 hole basin mixer with 220mm spout
single lever
wall mounted
with rectangular backplate
with water flow aerator
ceramic cartridge CAR-K35B
2 x 1/2" inlets
min-max wall mount 53-73mm
minimum operating pressure 0.2 bar LP

chrome	£ ex-vat	£ inc-vat
NOT-109FS/A-220-C/P	412.50	495.00

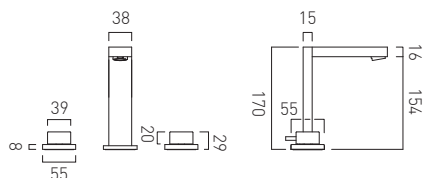

H₂ECO®
5 l/m flow regulator fitted as standard



3 hole basin mixer
with fixed spout
deck mounted
with optional pop-up waste
2 x 1/2" female x 1/2" female 600mm
flexipipe connections
valve deck mount drill hole diameter 34mm
spout deck mount drill hole diameter 20mm
cold ceramic cartridge C-501-RTC
hot ceramic cartridge C-501-LTC
minimum operating pressure 0.2 bar LP

chrome	£ ex-vat	£ inc-vat
NOT-101F-C/P	437.50	525.00

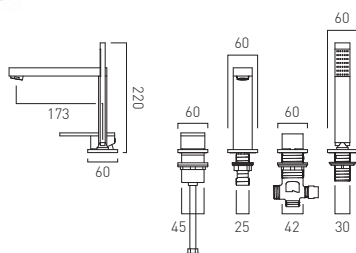
H₂ECO®
5 l/m flow regulator fitted as standard



3 hole basin mixer with square handles
with fixed spout
deck mounted
with optional pop-up waste
2 x 1/2" female x 1/2" female 600mm
flexipipe connections
valve deck mount drill hole diameter 34mm
spout deck mount drill hole diameter 20mm
cold ceramic cartridge C-501-RTC
hot ceramic cartridge C-501-LTC
minimum operating pressure 0.2 bar LP

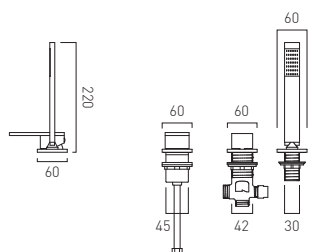
chrome	£ ex-vat	£ inc-vat
NOT-201F-C/P	445.83	535.00

H₂ECO®
5 l/m flow regulator fitted as standard



4 hole bath shower mixer
single lever, deck mounted
with fixed spout
with shower kit
with water flow aerator
diverter cartridge F-803-33/2X
ceramic cartridge CAR-KN40
2 x 3/4" x 3/4" 600mm flexipipe connectors
1 x 2m shower hose
2 x 400 1/2" female flexipipe connectors to valve
valve deck mount drill hole 46mm
spout deck mount drill hole 28mm
diverter deck mount drill hole 44mm
handset deck mount drill hole 32mm
minimum operating pressure 3.0 bar HP

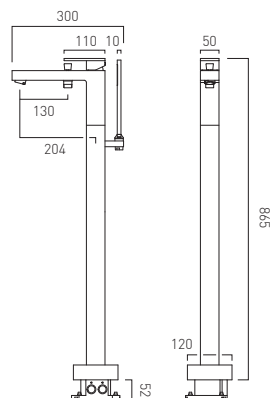
chrome	£ ex-vat	£ inc-vat
NOT-232-CP	695.83	835.00
H2ECO®		
FR-FLEXI/8-PLA	8.33	10.00



3 hole bath shower mixer without spout
single lever
deck mounted
with shower kit
for use with bath filler waste and overflow
diverter cartridge F-803-33/2X
ceramic cartridge CAR-KN40
1 x 3/4" x 3/4" 600mm flexipipe connectors
2 x 400 1/2" female flexipipe connectors to valve
valve deck mount drill hole 46mm
diverter deck mount drill hole 44mm
handset deck mount drill hole 32mm
minimum operating pressure 3.0 bar HP

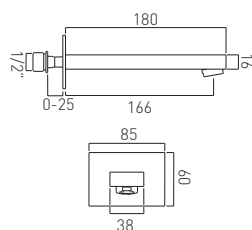

chrome	£ ex-vat	£ inc-vat
NOT-232NS-CP	591.67	710.00
H2ECO®		
FR-FLEXI/8-PLA	8.33	10.00

INDIVIDUAL
by VADO



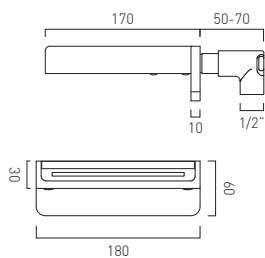

bath shower mixer
single lever
floor mounted
with water flow straightener
with Instinct single function shower kit
ceramic cartridge C-011-N40
2 x 1/2" female threaded connections
minimum operating pressure 1.0 bar MP

chrome	£ ex-vat	£ inc-vat
NOT-233-CP	1,329.17	1,595.00
H2ECO®		
FR-FLEXI/8-PLA	8.33	10.00



bath spout
wall mounted
1/2" inlet
min-max wall mount 0-25mm
minimum operating pressure 1.0 bar MP

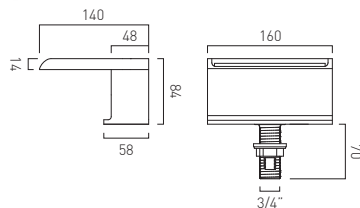
chrome	£ ex-vat	£ inc-vat
NOT-140A-CP	191.67	230.00



INDIVIDUAL
by VADO

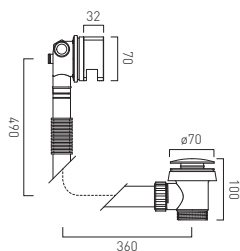
waterfall bath spout
wall mounted
min-max wall mount 50-70mm
20mm wall mount depth adjustment
1/2" inlet
minimum operating pressure 1.0 bar MP

chrome	£ ex-vat	£ inc-vat
SYN-240/W-CP	395.83	475.00



waterfall bath spout
deck mounted
3/4" inlet
minimum operating pressure 1.5 bar MP

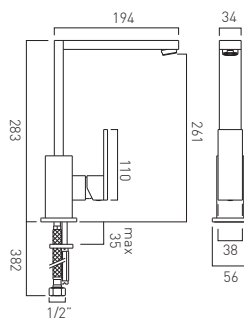
chrome	£ ex-vat	£ inc-vat
SYN-240D-CP	458.33	550.00



INDIVIDUAL
by VADO

clic-clac bath filler waste and overflow
2 x 1/2" inlets (one is blanked off)
1.1/2" x 10mm threaded outlet connection
min-max overflow bath thickness 1mm-18mm
minimum operating pressure 1.0 bar MP

chrome	£ ex-vat	£ inc-vat
WG-81389/SQ-C/P	137.50	165.00



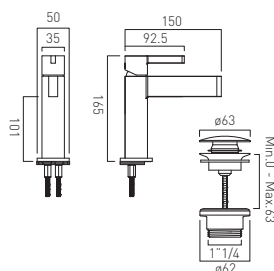
mono sink mixer
single lever
deck mounted
spout can swivel or be fixed
ceramic cartridge CAR-K28A
deck mount drill hole diameter 34mm
minimum operating pressure 1.0 bar MP

chrome	£ ex-vat	£ inc-vat
NOT-150S-C/P	354.17	425.00
H₂ECO® FR-100/8-PLA	11.67	14.00

PLEASE SEE PAGE 155 FOR
NOTION COORDINATING SHOWERS

PLEASE SEE PAGE 266 FOR
LEVEL COORDINATING ACCESSORIES

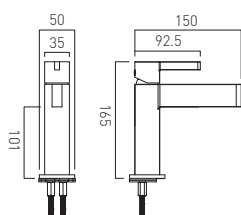




mono basin mixer
single lever
deck mounted
smooth bodied
with universal basin waste
ceramic cartridge C-010-N25
2 x 1/2" 400mm flexipipe connection
deck mount drill hole diameter 35mm
minimum operating pressure 1.0 bar MP

chrome	£ ex-vat	£ inc-vat
EDI-100/CC-C/P	270.83	325.00

H₂ECO®
5 l/m flow regulator fitted as standard

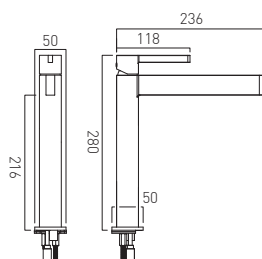


mono basin mixer
single lever
deck mounted
smooth bodied
without universal basin waste
ceramic cartridge C-010-N25
2 x 1/2" 400mm flexipipe connection
deck mount drill hole diameter 35mm
minimum operating pressure 1.0 bar MP

chrome	£ ex-vat	£ inc-vat
EDI-100/SB-C/P	258.33	310.00

H₂ECO®
5 l/m flow regulator fitted as standard

INDIVIDUAL
by VADO

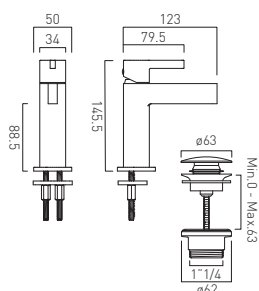


extended mono basin mixer
single lever
deck mounted
smooth bodied
without universal basin waste
ceramic cartridge C-010-N25
2 x 1/2" 400mm flexipipe connection
deck mount drill hole diameter 35mm
minimum operating pressure 1.0 bar MP

chrome	£ ex-vat	£ inc-vat
EDI-100E/SB-C/P	329.17	395.00

H₂ECO®
5 l/m flow regulator fitted as standard

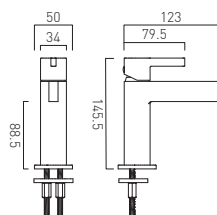
INDIVIDUAL
by VADO



mini mono basin mixer
single lever
deck mounted
smooth bodied
with universal basin waste
ceramic cartridge C-010-N25
2 x 1/2" 400mm flexipipe connection
deck mount drill hole diameter 35mm
minimum operating pressure 1.0 bar MP

chrome	£ ex-vat	£ inc-vat
EDI-100M/CC-CP	254.17	305.00

H₂ECO®
6 l/m flow regulator fitted as standard



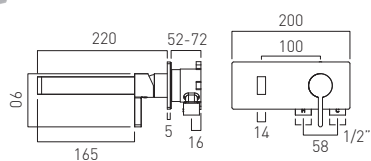
mini mono basin mixer
single lever
deck mounted
smooth bodied
without universal basin waste
ceramic cartridge C-010-N25
2 x 1/2" 400mm flexipipe connection
deck mount drill hole diameter 35mm
minimum operating pressure 1.0 bar MP

chrome	£ ex-vat	£ inc-vat
EDI-100M/SB-CP	241.67	290.00

H₂ECO®

6 l/m flow regulator fitted as standard

INDIVIDUAL
by VADO



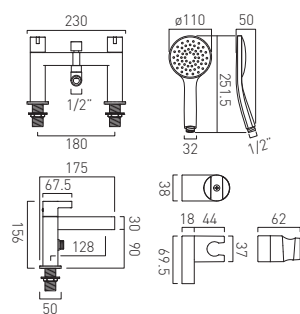
basin mixer
single lever
wall mounted
with rectangular back plate
ceramic cartridge CAR-K35B
2 x 1/2" inlets
min-max wall mount 52-72mm
minimum operating pressure 1.0 bar MP

chrome	£ ex-vat	£ inc-vat
EDI-109S/A-C/P	375.00	450.00

H₂ECO®

5 l/m flow regulator fitted as standard

INDIVIDUAL
by VADO



2 hole bath shower mixer
deck mounted
with Atmosphere single function air-injection
shower kit, includes 150cm smooth hose
cold ceramic cartridge C-302-RTC
hot ceramic cartridge C-302-LTC
2 x 3/4" 50mm fitted tails
deck mount drill hole diameter 2 x 28-30mm
minimum operating pressure 1.0 bar MP

chrome	£ ex-vat	£ inc-vat
EDI-130+K-CP	412.50	495.00

H₂ECO®

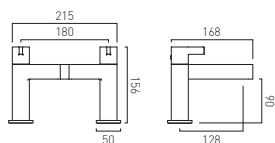
FR-SHOWER/9-C/P	£ ex-vat	£ inc-vat
	13.33	16.00

INDIVIDUAL
by VADO

F

Edit

NEW

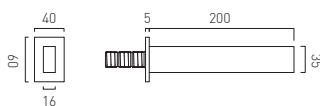


INDIVIDUAL
by VADO

2 hole bath filler
deck mounted
cold ceramic cartridge C-302-RTC
hot ceramic cartridge C-302-LTC
2 x 3/4" 48mm fitted tails
deck mount drill hole diameter 2 x 28-30mm
minimum operating pressure 0.2 bar LP

chrome
EDI-137-CP

£ ex-vat £ inc-vat
350.00 420.00

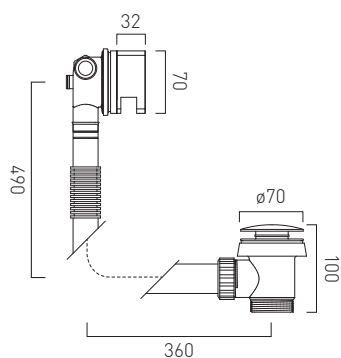
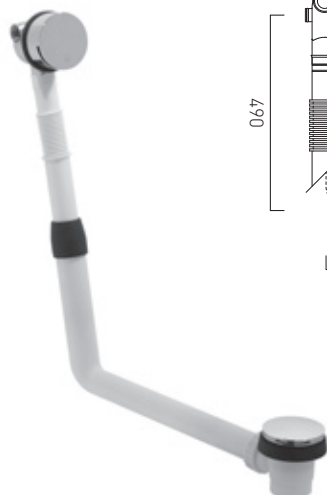


INDIVIDUAL
by VADO

bath spout
wall mounted
1/2" inlet
minimum operating pressure 0.2 bar LP

chrome
EDI-140-C/P

£ ex-vat £ inc-vat
191.67 230.00



INDIVIDUAL
by VADO

clic-clac bath filler waste and overflow
2 x 1/2" inlets (one is blanked off)
1.1/2" x 10mm threaded outlet connection
min-max overflow bath thickness 1mm-18mm
minimum operating pressure 1.0 bar MP

chrome
WG-81389-C/P

£ ex-vat £ inc-vat
137.50 165.00

PLEASE SEE PAGE 152 FOR

ALTITUDE COORDINATING SHOWERS

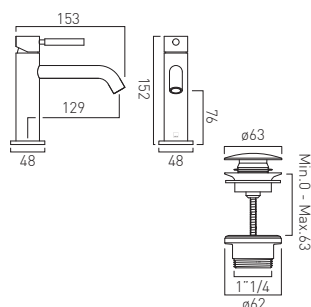
PLEASE SEE PAGE 242 FOR

OMIKA COORDINATING ACCESSORIES



SEE PAGE **115** FOR
ROUND CERAMIC UNIVERSAL BASIN WASTE CAP

WG-395-CAP/RO-WHT

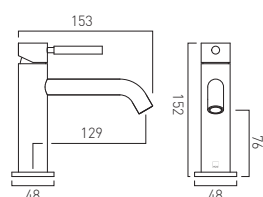


slimline mono basin mixer
single lever
deck mounted
smooth bodied
with universal basin waste
with water flow aerator
ceramic cartridge C-010-N25
2 x 1/2" 400mm flexipipe connections
deck mount drill hole diameter 35mm
minimum operating pressure 1.0 bar MP

chrome £ ex-vat £ inc-vat
ORI-200/CC-C/P 270.83 325.00

H₂ECO*

5 l/m flow regulator fitted as standard



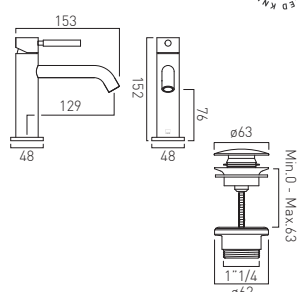
slimline mono basin mixer
single lever
deck mounted
smooth bodied
without universal basin waste
with water flow aerator
ceramic cartridge C-010-N25
2 x 1/2" 400mm flexipipe connections
deck mount drill hole diameter 35mm
minimum operating pressure 1.0 bar MP

chrome £ ex-vat £ inc-vat
ORI-200/SB-C/P 258.33 310.00

H₂ECO*

5 l/m flow regulator fitted as standard

INDIVIDUAL
by VADO

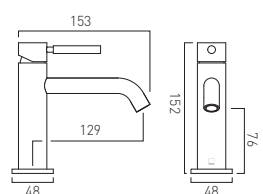


slimline Knurled Accents mono basin mixer
single lever
deck mounted
smooth bodied
with universal basin waste
with water flow aerator
ceramic cartridge C-010-N25
2 x 1/2" nut x 400mm flexipipe connections
deck mount drill hole diameter 35mm
minimum operating pressure 1.0 bar MP

chrome £ ex-vat £ inc-vat
ORI-200/CC-CPK 283.33 340.00

H₂ECO*

5 l/m flow regulator fitted as standard



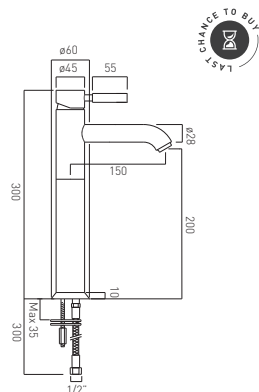
slimline Knurled Accents mono basin mixer
single lever
deck mounted
smooth bodied
without universal basin waste
with water flow aerator
ceramic cartridge C-010-N25
2 x 1/2" nut x 400mm flexipipe connections
deck mount drill hole diameter 35mm
minimum operating pressure 1.0 bar MP

chrome £ ex-vat £ inc-vat
ORI-200/SB-CPK 270.83 325.00

H₂ECO*

5 l/m flow regulator fitted as standard

INDIVIDUAL
by VADO

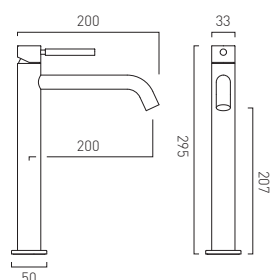


extended mono basin mixer
single lever
deck mounted
smooth bodied
without universal basin waste
with water flow aerator
ceramic cartridge CAR-K35A
2 x 1/2" 550mm flexipipe connections
deck mount drill hole diameter 35mm
minimum operating pressure 0.2 bar LP

chrome £ ex-vat £ inc-vat
ORI-100EF/SB-C/P 329.17 395.00

H2ECO®

5 l/m flow regulator fitted as standard

NEW

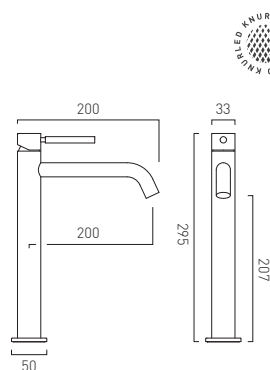
slimline extended mono basin mixer
single lever
deck mounted
smooth bodied
without universal basin waste
with water flow aerator
ceramic cartridge C-010-N25
2 x 1/2" 400mm flexipipe connections
deck mount drill hole diameter 35mm
minimum operating pressure 1.0 bar MP

chrome £ ex-vat £ inc-vat
ORI-200E/SB-CP 329.17 395.00

H2ECO®

5 l/m flow regulator fitted as standard

INDIVIDUAL
by VADO

NEW

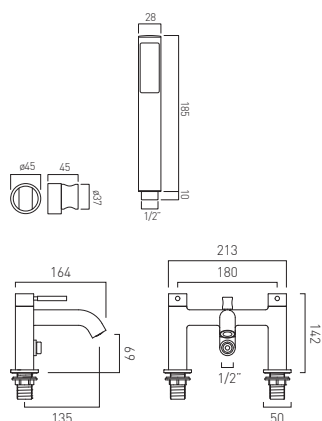
slimline Knurled Accents
extended mono basin mixer
single lever
deck mounted
smooth bodied
without universal basin waste
with water flow aerator
ceramic cartridge C-010-N25
2 x 1/2" 400mm flexipipe connections
deck mount drill hole diameter 35mm
minimum operating pressure 1.0 bar MP

chrome £ ex-vat £ inc-vat
ORI-200E/SB-CPK 341.67 410.00

H2ECO®

5 l/m flow regulator fitted as standard

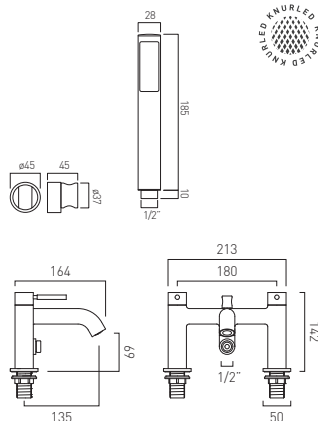
INDIVIDUAL
by VADO

NEW

slimline 2 hole bath shower mixer
deck mounted
with Zoo single function shower kit
includes 150cm smooth hose
cold ceramic cartridge C-302-RTC
hot ceramic cartridge C-302-LTC
2 x 3/4" 48mm fitted tails
deck mount drill hole diameter 2 x 28-30mm
minimum operating pressure 1.0 bar MP

chrome £ ex-vat £ inc-vat
ORI-230+K-CP 395.83 475.00

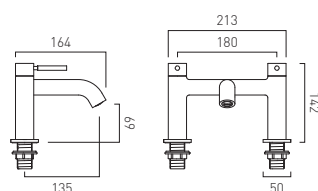
NEW



slimline Knurled Accents 2 hole bath shower mixer
deck mounted
with Zoo single function shower kit
includes 150cm smooth hose
cold ceramic cartridge C-302-RTC
hot ceramic cartridge C-302-LTC
2 x 3/4" 48mm fitted tails
deck mount drill hole diameter 2 x 28-30mm
minimum operating pressure 1.0 bar MP

chrome
ORI-230+K-CPK
£ ex-vat 412.50 £ inc-vat 495.00

NEW

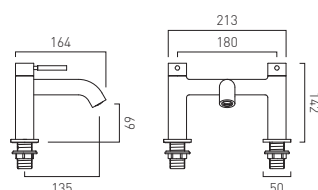


slimline 2 hole bath filler
deck mounted
cold ceramic cartridge C-302-RTC
hot ceramic cartridge C-302-LTC
2 x 3/4" 48mm fitted tails
deck mount drill hole diameter 2 x 28-30mm
minimum operating pressure 0.2 bar LP

chrome
ORI-237-CP
£ ex-vat 350.00 £ inc-vat 420.00

INDIVIDUAL
by VADO

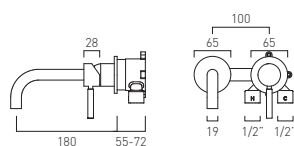
NEW



slimline Knurled Accents 2 hole bath filler
deck mounted
cold ceramic cartridge C-302-RTC
hot ceramic cartridge C-302-LTC
2 x 3/4" 48mm fitted tails
deck mount drill hole diameter 2 x 28-30mm
minimum operating pressure 0.2 bar LP

chrome
ORI-237-CPK
£ ex-vat 366.67 £ inc-vat 440.00

INDIVIDUAL
by VADO

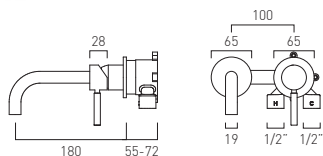


slimline 2 hole basin mixer
single lever, wall mounted
with water flow aerator
ceramic cartridge CAR-K35B
2 x 1/2" inlets
min-max wall mount 53-70mm
tile-to mortar guard included
wall mount drill hole diameters:
spout 40-48mm handle 55-72mm
minimum operating pressure 0.2 bar LP
when installing below 1.0 bar pressure, removal of
the flow regulator is required

chrome
ORI-209S/A-CP
£ ex-vat 350.00 £ inc-vat 420.00

H₂ECO®
5 l/m flow regulator fitted as standard

INDIVIDUAL
by VADO

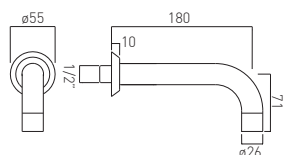


slimline Knurled Accents 2 hole basin mixer
single lever, wall mounted with water flow aerator
ceramic cartridge CAR-K35B
2 x 1/2" inlets
min-max wall mount 53-70mm
tile-to mortar guard included
wall mount drill hole diameters:
spout 40-48mm handle 55-72mm
minimum operating pressure 0.2 bar LP
when installing below 1.0 bar pressure, removal of
the flow regulator is required

chrome
ORI-209S/A-CPK
£ ex-vat 362.50 £ inc-vat 435.00

H2ECO®
5 l/m flow regulator fitted as standard

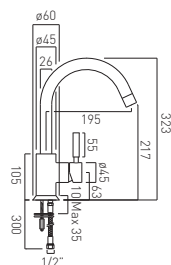
INDIVIDUAL
by VADO



bath spout
wall mounted
1/2" x 12mm threaded connections
sleeve slides entire length of spout
minimum operating pressure 0.2 bar LP

chrome
ORI-140-C/P
£ ex-vat 133.33 £ inc-vat 160.00

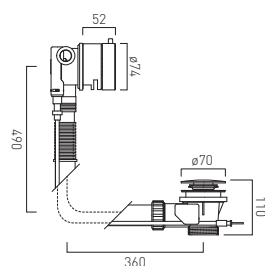
INDIVIDUAL
by VADO



mono kitchen mixer
single lever
deck mounted
with swivel spout
with water flow straightener
with water flow aerator
ceramic cartridge CAR-K35B
2 x 1/2" 400mm flexipipe connections
deck mount drill hole diameter 35mm
minimum operating pressure 0.2 bar LP

chrome
ORI-150S-C/P
£ ex-vat 225.00 £ inc-vat 270.00

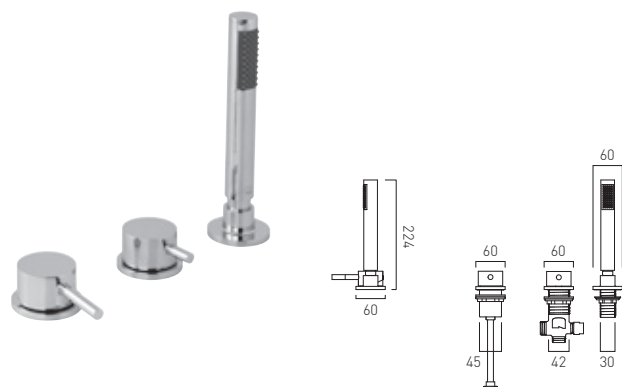
H2ECO®
FR-100/8-PLA
11.67 14.00



pop-up bath filler waste and overflow
2 x 1/2" inlets (one is blanked off)
1.1/2" x 10mm threaded outlet connection
min-max overflow bath thickness 1mm-11mm
minimum operating pressure 1.0 bar MP

maximum length 600mm with standard cable
extension kit sold separately to achieve 1000mm
WG-7/8-CABLEEXT

chrome
WG-81552A-CP
£ ex-vat 137.50 £ inc-vat 165.00



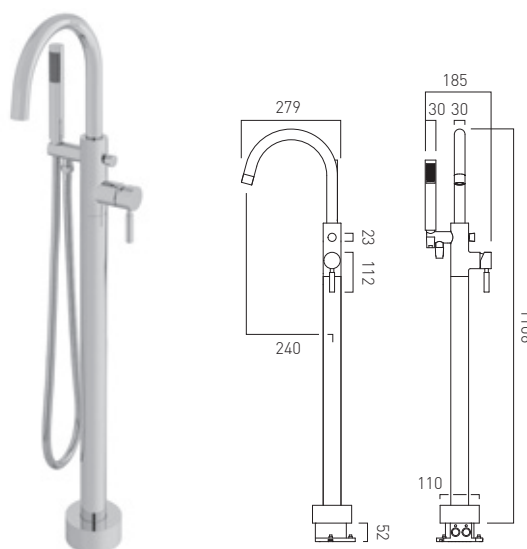
Zoo
3 hole bath shower mixer
single lever
deck mounted
without spout
for use with bath filler waste and overflow
diverter cartridge F-803-33/2X
ceramic cartridge CAR-KN40
2 x 3/4" x 3/4" 600mm flexipipe connectors
1 x 2m shower hose
2 x 400 1/2" female flexipipe connectors to valve
valve deck mount drill hole 46mm
spout deck mount drill hole 28mm
diverter deck mount drill hole 44mm
handset deck mount drill hole 32mm
minimum operating pressure 3.0 bar HP

chrome	£ ex-vat	£ inc-vat
Z00-232NS-CP	575.00	690.00
H2ECO®		
FR-FLEXI/8-PLA	8.33	10.00



Zoo
4 hole bath shower mixer
single lever
deck mounted
spout can swivel or be fixed
diverter cartridge F-803-33/2X
ceramic cartridge CAR-KN40
1 x 3/4" x 3/4" 600mm flexipipe connectors
2 x 400 1/2" female flexipipe connectors to valve
valve deck mount drill hole 46mm
diverter deck mount drill hole 44mm
handset deck mount drill hole 32mm
minimum operating pressure 3.0 bar HP

chrome	£ ex-vat	£ inc-vat
Z00-232-CP	679.17	815.00
H2ECO®		
FR-FLEXI/8-PLA	8.33	10.00



bath shower mixer
single lever
floor mounted
with water flow straightener
with Zoo single function shower kit
ceramic cartridge C-013-N40
2 x 1/2" female threaded connections
minimum operating pressure 1.0 bar MP

chrome	£ ex-vat	£ inc-vat
ORI-233-CP	995.83	1,195.00
H2ECO®		
FR-FLEXI/8-PLA	8.33	10.00

INDIVIDUAL
by VADO

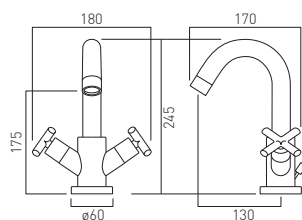
PLEASE SEE PAGE 159 FOR

ORIGINS COORDINATING SHOWERS

PLEASE SEE PAGE 245 FOR

SPA COORDINATING ACCESSORIES

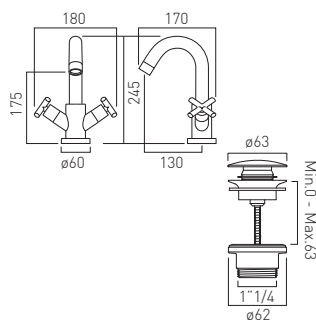




mono basin mixer
deck mounted
with swivel spout
with pop-up waste
with water flow aerator
cold ceramic cartridge C-206-RTC
hot ceramic cartridge C-206-LTC
2 x 1/2" 400mm flexipipe connections
deck mount drill hole diameter 35mm
minimum operating pressure 0.2 bar LP

chrome £ ex-vat £ inc-vat
ELW-100F-C/P 270.83 325.00

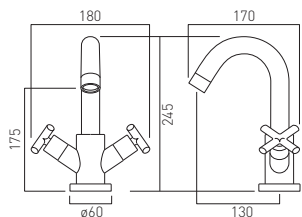
H₂ECO*
5 l/m flow regulator fitted as standard



mono basin mixer
deck mounted
with swivel spout
smooth bodied
with universal basin waste
with water flow aerator
cold ceramic cartridge C-206-RTC
hot ceramic cartridge C-206-LTC
2 x 1/2" 400mm flexipipe connections
deck mount drill hole diameter 35mm
minimum operating pressure 0.2 bar LP

chrome £ ex-vat £ inc-vat
ELW-100F/CC-C/P 270.83 325.00

H₂ECO*
5 l/m flow regulator fitted as standard

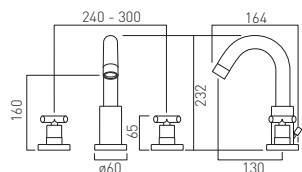


mono basin mixer
deck mounted
with swivel spout
smooth bodied
without universal basin waste
with water flow aerator
cold ceramic cartridge C-206-RTC
hot ceramic cartridge C-206-LTC
2 x 1/2" 400mm flexipipe connections
deck mount drill hole diameter 35mm
minimum operating pressure 0.2 bar LP

chrome £ ex-vat £ inc-vat
ELW-100F/SB-C/P 258.33 310.00

H₂ECO*
5 l/m flow regulator fitted as standard

INDIVIDUAL
by VADO

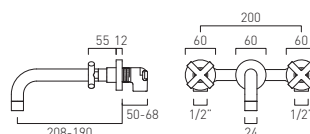


3 hole basin mixer
deck mounted
with swivel spout
with pop-up waste
with water flow aerator
cold ceramic cartridge C-206-RTC
hot ceramic cartridge C-206-LTC
2 x 1/2" 600mm flexipipe connections
valve deck mount drill hole diameter 27mm
spout deck mount drill hole diameter 30mm
minimum operating pressure 0.2 bar LP

chrome £ ex-vat £ inc-vat
ELW-101F-C/P 370.83 445.00

H₂ECO*
5 l/m flow regulator fitted as standard

INDIVIDUAL
by VADO

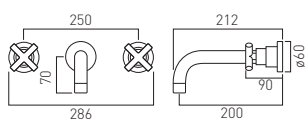


3 hole basin mixer with 200mm spout
wall mounted
cold ceramic cartridge C-208-RTC
hot ceramic cartridge C-208-LTC
min-max wall mount 50-68mm
minimum operating pressure 0.2 bar LP

chrome £ ex-vat £ inc-vat
ELW-109FLA-C/P 375.00 450.00

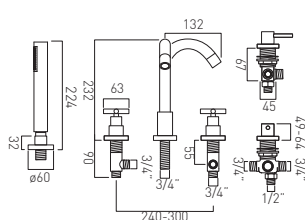
H₂ECO*
5 l/m flow regulator fitted as standard

INDIVIDUAL
by VADO



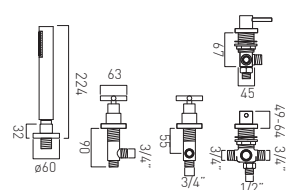
3 hole bath filler with 200mm spout
wall mounted
with water flow straightener
with water flow aerator
cold ceramic cartridge C-303-RTC
hot ceramic cartridge C-303-LTC
2 x 1/2" x 3/4" male 90mm straight connections
1/2" x 1/2" x 1/2" female 50mm T-piece connection
min-max wall mount 55-75mm
minimum operating pressure 0.2 bar LP

chrome	£ ex-vat	£ inc-vat
ELW-126L-3/4-C/P	420.83	505.00



5 hole bath shower mixer
deck mounted
with fixed spout
with water flow straightener
with water flow aerator
cold ceramic cartridge C-303-RTC
hot ceramic cartridge C-303-LTC
3 x 3/4" x 3/4" 600mm flexipipe connections
valve deck mount drill hole diameter 33mm
spout deck mount drill hole diameter 28mm
diverter deck mount drill hole diameter 46mm
handset deck mount drill hole diameter 27mm
minimum operating pressure 1.0 bar MP

chrome	£ ex-vat	£ inc-vat
ELW-135-3/4-C/P	662.50	795.00
Hzecco® FR-FLEX/8-PLA	8.33	10.00




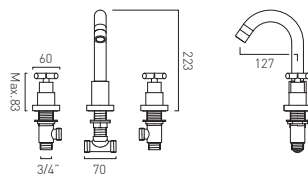
4 hole bath shower mixer
deck mounted
without spout
for use with bath filler waste and overflow
cold ceramic cartridge C-303-RTC
hot ceramic cartridge C-303-LTC
2 x 3/4" x 3/4" 600mm flexipipe connections
valve deck mount drill hole diameter 33mm
diverter deck mount drill hole diameter 46mm
handset deck mount drill hole diameter 27mm
minimum operating pressure 1.0 bar MP

chrome	£ ex-vat	£ inc-vat
ELW-135/NS-3/4-C/P	554.17	665.00
Hzecco® FR-FLEX/8-PLA	8.33	10.00

IMPROVED INSTALLATION ELW-109FLA-C/P

- Updated to a single piece concealed body, making installation easier and quicker.
- Fixing holes are flush with the back of the body improving installation and stability of the product.
- The spout and handles are on the same centreline, for higher quality and precision.
- The inlet centres to the minimum depth tolerance on the product is now 35mm instead of 25mm further improving installation.

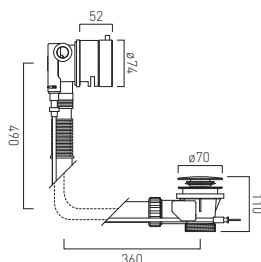




INDIVIDUAL
by VADO

3 hole bath filler
deck mounted
with fixed spout
with water flow straightener
cold ceramic cartridge C-303-RTC
hot ceramic cartridge C-303-LTC
2 x 3/4" x 3/4" 600mm flexpipe connections
3/4" male inlet connections
spout deck mount drill hole diameter 30mm
minimum operating pressure 0.2 bar LP

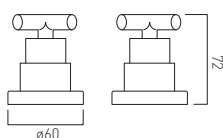
chrome
ELW-135/NH-CP
£ ex-vat 400.00 £ inc-vat 480.00



pop-up bath filler waste and overflow
2 x 1/2" inlets (one is blanked off)
1.1/2" x 10mm threaded outlet connection
min-max overflow bath thickness 1mm-11mm
minimum operating pressure 1.0 bar MP

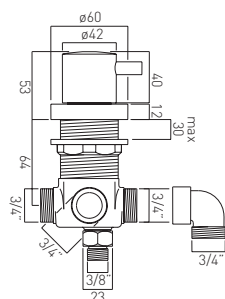
maximum length 600mm with standard cable
extension kit sold separately to achieve 1000mm
WG-7/8-CABLEEXT

chrome
WG-81552A-CP
£ ex-vat 137.50 £ inc-vat 165.00



pair of stop valves, 3/4"
deck mounted
cold ceramic cartridge C-303-RTC
hot ceramic cartridge C-303-LTC
3/4" male inlet
3/4" male outlet
10mm thread length
deck mount drill hole diameter 33mm
minimum operating pressure 0.2 bar LP

chrome
ELW-142/PR-3/4-C/P
£ ex-vat 225.00 £ inc-vat 270.00



2 outlet diverter valve
deck mounted
ceramic cartridge ELE-DIVERTER/D-CART
2 x 3/4" male inlets
1 x 3/4" male outlet
1 x 3/8" male outlet
1 x 3/4" female to 3/4" male 90° elbow
deck mount drill hole diameter 46mm
minimum operating pressure 1.0 bar MP

chrome
ELE-DIVERTER/D-C/P
£ ex-vat 137.50 £ inc-vat 165.00

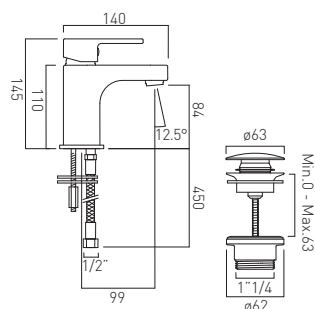
PLEASE SEE PAGE 160 FOR

ELEMENTS COORDINATING SHOWERS

PLEASE SEE PAGE 249 FOR

ELEMENTS COORDINATING ACCESSORIES

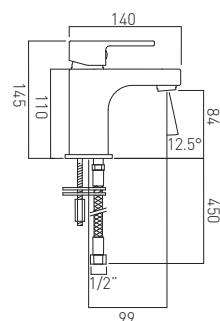




mono basin mixer
single lever
deck mounted
smooth bodied
with universal basin waste
with directional water flow aerator
with optional base ring
ceramic cartridge CAR-K35B
2 x 1/2" 400mm flexipipe connections
deck mount drill hole diameter 35mm
minimum operating pressure 0.2 bar LP

chrome	£ ex-vat	£ inc-vat
LIF-100/CC-C/P	229.17	275.00

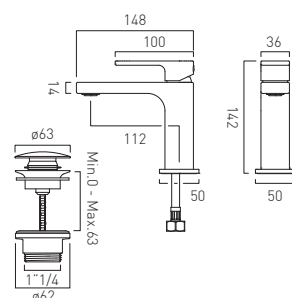
H₂ECO®	£ ex-vat	£ inc-vat
FR-100/5-B-PLA	11.67	14.00



mono basin mixer
single lever
deck mounted
smooth bodied
without universal basin waste
with directional water flow aerator
with optional base ring
ceramic cartridge CAR-K35B
2 x 1/2" 400mm flexipipe connections
deck mount drill hole diameter 35mm
minimum operating pressure 0.2 bar LP

chrome	£ ex-vat	£ inc-vat
LIF-100/SB-C/P	216.67	260.00

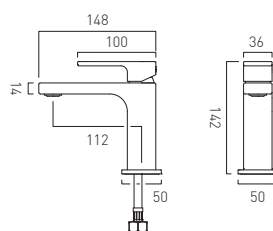
H₂ECO®	£ ex-vat	£ inc-vat
FR-100/5-B-PLA	11.67	14.00



slimline mono basin mixer
single lever
deck mounted
smooth bodied
with universal basin waste
with directional water flow aerator
ceramic cartridge C010-N25
2 x 1/2" 400mm flexipipe connections
deck mount drill hole diameter 35mm
minimum operating pressure 1.0 bar MP

chrome	£ ex-vat	£ inc-vat
LIF-200/CC-CP	229.17	275.00

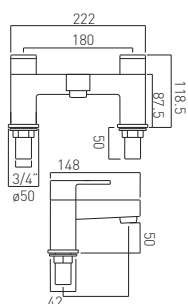
H₂ECO®	£ ex-vat	£ inc-vat
5 l/min flow regulator fitted as standard		



slimline mono basin mixer
single lever
deck mounted
smooth bodied
without universal basin waste
with directional water flow aerator
ceramic cartridge C010-N25
2 x 1/2" 400mm flexipipe connections
deck mount drill hole diameter 35mm
minimum operating pressure 1.0 bar MP

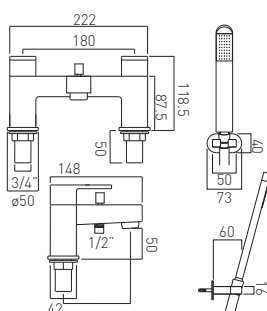
chrome	£ ex-vat	£ inc-vat
LIF-200/SB-CP	216.67	260.00

H₂ECO®	£ ex-vat	£ inc-vat
5 l/min flow regulator fitted as standard		



2 hole bath filler
deck mounted
cold ceramic cartridge C-302-RTC
hot ceramic cartridge C-302-LTC
2 x 3/4" 50mm male threaded connections
deck mount drill hole diameter 28-30mm
minimum operating pressure 0.2 bar L/P

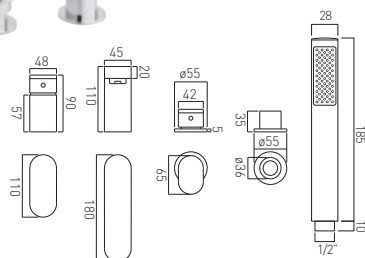
chrome	£ ex-vat	£ inc-vat
LIF-137-C/P	308.33	370.00



2 hole bath shower mixer
deck mounted
with Life single function shower kit
cold ceramic cartridge C-302-RTC
hot ceramic cartridge C-302-LTC
2 x 3/4" male threaded connections
deck mount drill hole diameter 28-30mm
minimum operating pressure 0.2 bar LP

chrome	£ ex-vat	£ inc-vat
LIF-130+K-C/P	362.50	435.00

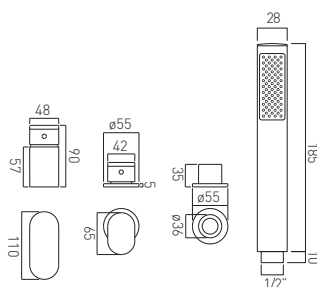
H₂ECO®		
FR-SHOWER/9-C/P	13.33	16.00



- 4 hole bath shower mixer
- single lever
- deck mounted with water flow straightener
- ceramic cartridge CAR-K40A
- 2 x 10mm (1/2") flexpipe connection on valve
- 2 x 1/2"x1/2" flexpipe
- 1 x 1/2"x1/2" 150cm shower hose
- 4 x 600mm flexpipe connections
- valve deck mount drill hole diameter 32mm
- spout deck mount drill hole diameter 28mm
- diverter deck mount drill hole diameter 28mm
- handset deck mount drill hole diameter 28mm
- minimum operating pressure 3.0 bar HP

chrome	£ ex-vat	£ inc-vat
LIF-132-C/P	625.00	750.00

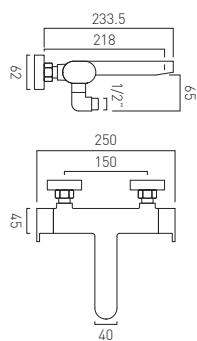
H₂ECO®			
FR-FLEXI/8-PLA	8.33	10.00	



3 hole bath shower mixer
single lever
deck mounted
without spout
for use with bath filler waste and overflow
ceramic cartridge CAR-K40A
2 x 10mm (1/2") flexipipe connection on valve
1 x 1/2"x1/2" flexipipe
1 x 1/2"x1/2" 150cm shower hose
3 x 600mm flexipipe connections
valve deck mount drill hole diameter 32mm
diverter deck mount drill hole diameter 28mm
handset deck mount drill hole diameter 28mm
minimum operating pressure 3.0 bar HP

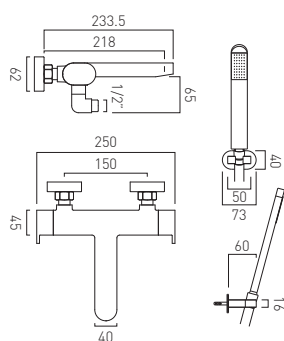
chrome	£ ex-vat	£ inc-vat
LIF-132/NS-C/P	575.00	690.00

H ₂ ECO®			
FR-FLEXI/8-PLA	8.33	10.00	



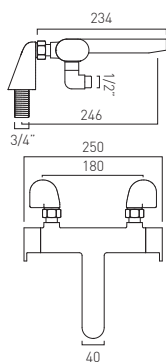
exposed thermostatic bath shower mixer
wall mounted
with water flow straightener
thermostatic cartridge V-001E-PLA
1/2" x 3/4" 50mm eccentric threaded connection
minimum operating pressure 1.0 bar MP

chrome	£ ex-vat	£ inc-vat
LIF-123T-CP	300.00	360.00
H2ECO®		
FR-SHOWER/9-C/P	13.33	16.00



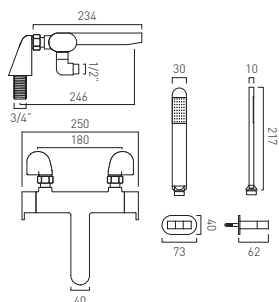
exposed thermostatic bath shower mixer
wall mounted
with water flow straightener
with Life single function shower kit
thermostatic cartridge V-001E-PLA
1/2" x 3/4" 50mm eccentric threaded connection
minimum operating pressure 1.0 bar MP

chrome	£ ex-vat	£ inc-vat
LIF-123T+K-CP	375.00	450.00
H2ECO®		
FR-SHOWER/9-C/P	13.33	16.00



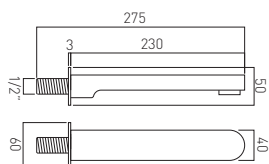
2 hole exposed thermostatic bath shower mixer
deck mounted
with water flow straightener
thermostatic cartridge V-001E-PLA
2x 3/4" 50mm threaded connection on legs
deck mount drill hole diameter 28mm
minimum operating pressure 1.0 bar MP

chrome	£ ex-vat	£ inc-vat
LIF-131T-CP	350.00	420.00
H2ECO®		
FR-SHOWER/9-C/P	13.33	16.00



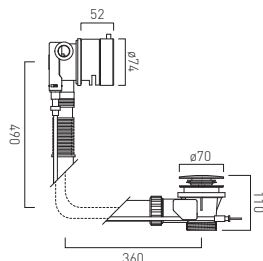
2 hole exposed thermostatic bath shower mixer
deck mounted
with water flow straightener
with Life single function shower kit
thermostatic cartridge V-001E-PLA
2x 3/4" 50mm threaded connection on legs
deck mount drill hole diameter 28mm
minimum operating pressure 1.0 bar MP

chrome	£ ex-vat	£ inc-vat
LIF-131T+K-CP	425.00	510.00
H2ECO®		
FR-SHOWER/9-C/P	13.33	16.00



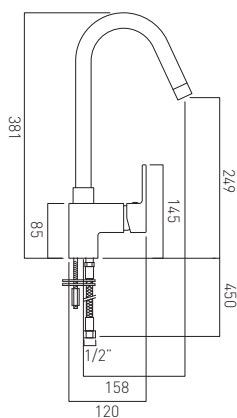
bath spout
wall mounted
with water flow aerator
1/2" x 45mm male threaded connection
easy cut thread at 20mm and 40mm
wall mount drill hole diameter 22mm
minimum operating pressure 0.2 bar LP

chrome	£ ex-vat	£ inc-vat
LIF-140-C/P	220.83	265.00



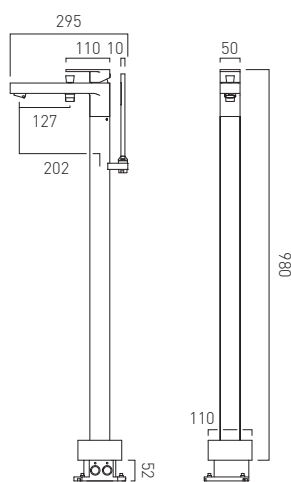
pop-up bath filler waste and overflow
2 x 1/2" inlets (one is blanked off)
1.1/2" x 10mm threaded outlet connection
min-max overflow bath thickness 1mm-11mm
minimum operating pressure 1.0 bar MP
maximum length 600mm with standard cable
extension kit sold separately to achieve 1000mm
WG-7/8-CABLEEXT

chrome	£ ex-vat	£ inc-vat
WG-81552A-CP	137.50	165.00



mono sink mixer
single lever
deck mounted
with swivel spout
with water flow aerator
ceramic cartridge CAR-K35A
2 x 1/2" 400mm flexpipe connections
deck mount drill hole diameter 35mm
minimum operating pressure 0.2 bar LP

chrome	£ ex-vat	£ inc-vat
LIF-150S-C/P	291.67	350.00
H2ECO® FR-100/8-PLA	11.67	14.00



bath shower mixer
single lever
floor mounted
with water flow aerator
with Life single function shower kit
ceramic cartridge C-011-N40
2 x 1/2" female threaded connections
clearance 920mm from floor to spout
minimum operating pressure 1.0 bar MP

chrome	£ ex-vat	£ inc-vat
LIF-233-CP	1,079.17	1,295.00
H2ECO® FR-FLEXI/8-PLA	8.33	10.00

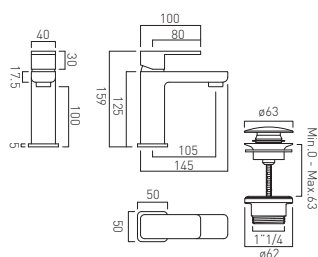
PLEASE SEE PAGE 166 FOR

LIFE COORDINATING SHOWERS

PLEASE SEE PAGE 253 FOR

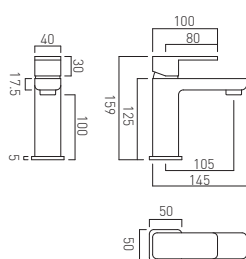
LIFE COORDINATING ACCESSORIES



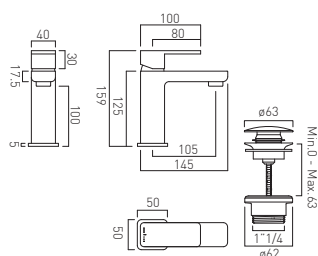


chrome	£ ex-vat	£ inc-vat
PHA-200F/CC-C/P	229.17	275.00

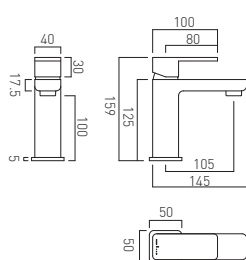
chrome	£ ex-vat	£ inc-vat
PHA-200F/SB-C/P	216.67	260.00



chrome	£ ex-vat	£ inc-vat
PHA-200FW/CC-CP	220.83	265.00



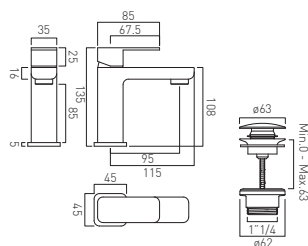
ecoTurn®



chrome	£ ex-vat	£ inc-vat
PHA-200FW/SB-CP	208.33	250.00

ecoturn®



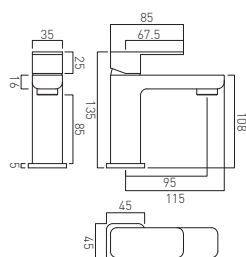


mini mono basin mixer
single lever
deck mounted
smooth bodied
with universal basin waste
with water flow aerator
ceramic cartridge C-001-N25
2 x 1/2" 400mm flexipipe connections
deck mount drill hole diameter 35mm
minimum operating pressure 0.5 bar LP

chrome	£ ex-vat	£ inc-vat
PHA-200MF/CC-C/P	212.50	255.00

H2ECO®

5 l/m flow regulator fitted as standard

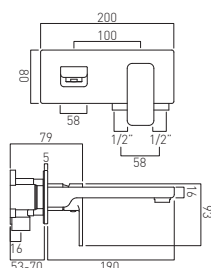


mini mono basin mixer
single lever
deck mounted
smooth bodied
without universal basin waste
with water flow aerator
ceramic cartridge C-001-N25
2 x 1/2" 400mm flexipipe connections
deck mount drill hole diameter 35mm
minimum operating pressure 0.5 bar LP

chrome	£ ex-vat	£ inc-vat
PHA-200MF/SB-C/P	200.00	240.00

H2ECO®

5 l/m flow regulator fitted as standard

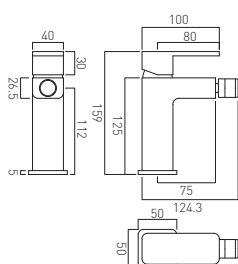


2 hole basin mixer
single lever
wall mounted
with rectangular backplate
with water flow aerator
ceramic cartridge CAR-K35B
2 x 1/2" female inlets
min-max wall mount 53-70mm
minimum operating pressure 0.2 bar LP

chrome	£ ex-vat	£ inc-vat
PHA-109FS/A-C/P	354.17	425.00

H2ECO®

5 l/m flow regulator fitted as standard

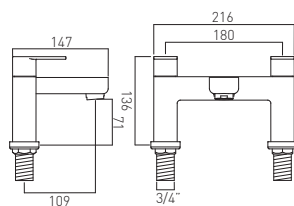


mono bidet mixer
single lever
deck mounted
with pop-up waste
with water flow aerator
ceramic cartridge C-009-N35R
2 x 1/2" 400mm flexipipe connections
deck mount drill hole diameter 35mm
minimum operating pressure 1.0 bar MP

chrome	£ ex-vat	£ inc-vat
PHA-210-C/P	233.33	280.00

H2ECO®

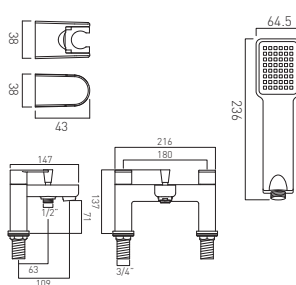
FR-100/5-PLA 11.67 14.00



2 hole bath filler
deck mounted
cold ceramic cartridge C-302-RTC
hot ceramic cartridge C-302-LTC
2 x 3/4" 52.5mm male threaded connections
deck mount drill hole diameter 28-30mm
minimum operating pressure 0.2 bar LP

chrome
PHA-137-C/P

£ ex-vat £ inc-vat
308.33 370.00



2 hole bath shower mixer
deck mounted
with V2 single function shower kit
cold ceramic cartridge C-302-RTC
hot ceramic cartridge C-302-LTC
2 x 3/4" 52.5mm male threaded connections
deck mount drill hole diameter 28-30mm
minimum operating pressure 0.2 bar LP

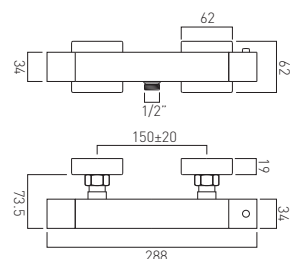
chrome
PHA-130+K-C/P

£ ex-vat £ inc-vat
362.50 435.00

H2ECO*

FR-SHOWER/9-C/P

13.33 16.00



Té
exposed thermostatic shower valve 1/2"
wall mounted
thermostatic cartridge V-001A-PLA
flow cartridge TE-002B-1/2
3/4" x 1/2" 50mm male eccentrics
minimum operating pressure 0.2 bar LP

chrome
TE-149T-C/P

£ ex-vat £ inc-vat
295.83 355.00

H2ECO*

FR-SHOWER/9-C/P

13.33 16.00



PLEASE SEE PAGE 167 FOR

PHASE COORDINATING SHOWERS

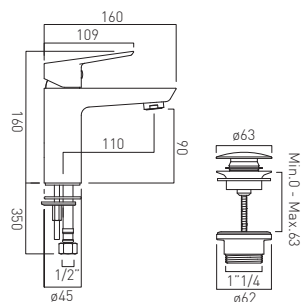
PLEASE SEE PAGE 259 FOR

PHASE COORDINATING ACCESSORIES



F

Photon

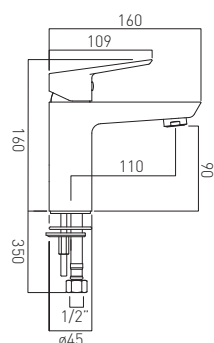


mono basin mixer
single lever
deck mounted
smooth bodied
with universal basin waste
with water flow aerator
ceramic cartridge C-009-N35R
2 x 1/2" 400mm flexipipe connections
deck mount drill hole diameter 35mm
minimum operating pressure 0.2 bar LP

chrome £ ex-vat £ inc-vat
PHO-100F/CC-C/P 229.17 275.00

H₂ECO*

5 l/m flow regulator fitted as standard

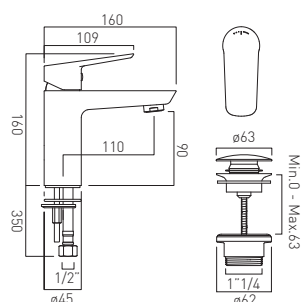


mono basin mixer
single lever
deck mounted
smooth bodied
without universal basin waste
with water flow aerator
ceramic cartridge C-009-N35R
2 x 1/2" 400mm flexipipe connections
deck mount drill hole diameter 35mm
minimum operating pressure 0.2 bar LP

chrome £ ex-vat £ inc-vat
PHO-100F/SB-C/P 216.67 260.00

H₂ECO*

5 l/m flow regulator fitted as standard



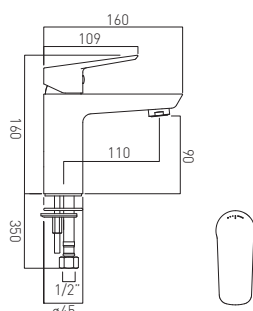
mono basin mixer
single lever
with EcoTurn cold start cartridge
deck mounted
smooth bodied
with universal basin waste
with water flow aerator
ceramic cartridge C-001-C35
2 x 1/2" 400mm flexipipe connections
deck mount drill hole diameter 35mm
minimum operating pressure 0.2 bar LP

chrome £ ex-vat £ inc-vat
PHO-100FW/CC-CP 220.83 265.00

H₂ECO*

5 l/m flow regulator fitted as standard

ecoTurn®



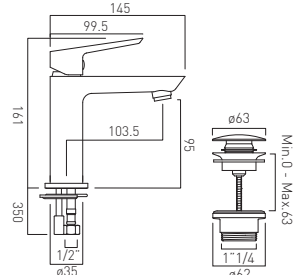
mono basin mixer
single lever
with EcoTurn cold start cartridge
deck mounted
smooth bodied
without universal basin waste
with water flow aerator
ceramic cartridge C-001-C35
2 x 1/2" 400mm flexipipe connections
deck mount drill hole diameter 35mm
minimum operating pressure 0.2 bar LP

chrome £ ex-vat £ inc-vat
PHO-100FW/SB-CP 208.33 250.00

H₂ECO*

5 l/m flow regulator fitted as standard

ecoTurn®

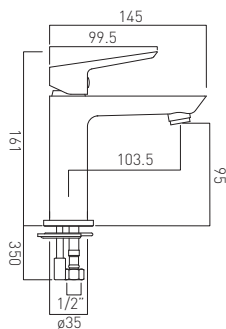


mini mono basin mixer
single lever
deck mounted
smooth bodied
with universal basin waste
with water flow aerator
ceramic cartridge C-010-N25
2 x 1/2" 400mm flexipipe connections
deck mount drill hole diameter 35mm
minimum operating pressure 0.5 bar LP

chrome £ ex-vat £ inc-vat
PHO-100M/CC-C/P 212.50 255.00

H₂ECO*

5 l/m flow regulator fitted as standard

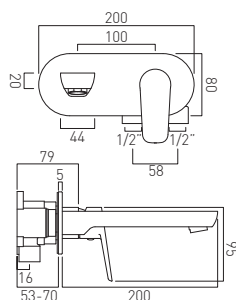


mini mono basin mixer
single lever
deck mounted
smooth bodied
without universal basin waste
with water flow aerator
ceramic cartridge C-010-N25
2 x 1/2" 40mm flexipipe connections
deck mount drill hole diameter 35mm
minimum operating pressure 0.5 bar LP

chrome	£ ex-vat	£ inc-vat
PHO-100M/SB-C/P	200.00	240.00

H₂ECO®

5 l/m flow regulator fitted as standard

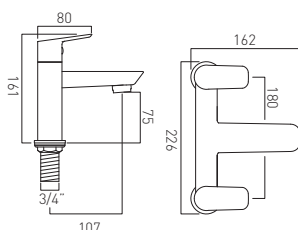


2 hole basin mixer
single lever
wall mounted
with oval backplate
with water flow aerator
2 x 1/2" female inlets
ceramic cartridge CAR-K35B
min-max wall mount 53-70mm
minimum operating pressure 0.2 bar LP

chrome	£ ex-vat	£ inc-vat
PHO-109FS/A-C/P	354.17	425.00

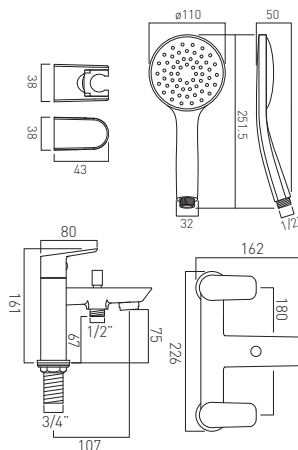
H₂ECO®

5 l/m flow regulator fitted as standard



2 hole bath filler
deck mounted
cold ceramic cartridge C-302-RTC
hot ceramic cartridge C-302-LTC
2 x 3/4" 59mm male threaded connections
deck mount drill hole diameter 28-30mm
minimum operating pressure 0.2 bar LP

chrome	£ ex-vat	£ inc-vat
PHO-137-C/P	308.33	370.00



2 hole bath shower mixer
deck mounted
with Atmosphere single function air-injection
shower kit
cold ceramic cartridge C-302-RTC
hot ceramic cartridge C-302-LTC
2 x 3/4" x 59mm male threaded connections
deck mount drill hole diameter 28-30mm
minimum operating pressure 0.2 bar LP

chrome	£ ex-vat	£ inc-vat
PHO-130+K-C/P	362.50	435.00

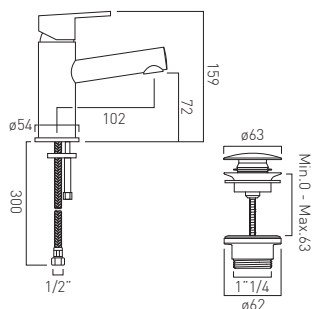
H₂ECO®

FR-SHOWER/9-C/P	13.33	16.00
-----------------	-------	-------

PLEASE SEE PAGE 168 FOR
PHOTON COORDINATING SHOWERS

PLEASE SEE PAGE 262 FOR
PHOTON COORDINATING ACCESSORIES





mono basin mixer
single lever
deck mounted
smooth bodied
with universal basin waste
with water flow aerator
ceramic cartridge CAR-K40A
2 x 1/2" 400mm flexipipe connection
deck mount drill hole diameter 35mm
minimum operating pressure 0.2 bar LP

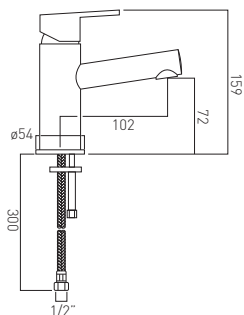
chrome	£ ex-vat	£ inc-vat
SEN-100F/CC-C/P	187.50	225.00

H₂ECO®

5 l/m flow regulator fitted as standard

F

Sense

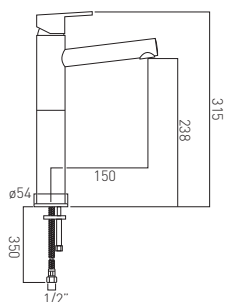


mono basin mixer
single lever
deck mounted
smooth bodied
without universal basin waste
with water flow aerator
ceramic cartridge CAR-K40A
2 x 1/2" 400mm flexipipe connection
deck mount drill hole diameter 35mm
minimum operating pressure 0.2 bar LP

chrome	£ ex-vat	£ inc-vat
SEN-100F/SB-C/P	175.00	210.00

H₂ECO®

5 l/m flow regulator fitted as standard

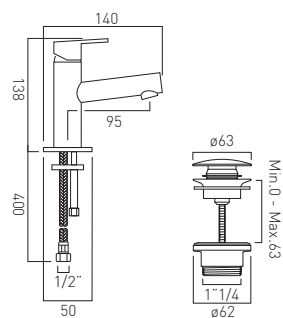


extended mono basin mixer
single lever
deck mounted
smooth bodied
without universal basin waste
with water flow aerator
ceramic cartridge CAR-K40A
2 x 1/2" 550mm flexipipe connections
deck mount drill hole diameter 35mm
minimum operating pressure 0.2 bar LP

chrome	£ ex-vat	£ inc-vat
SEN-100EF/SB-C/P	245.83	295.00

H₂ECO®

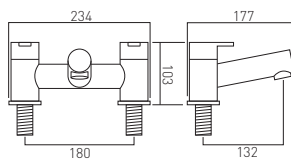
5 l/m flow regulator fitted as standard



mini mono basin mixer
single lever
deck mounted
smooth bodied
with universal basin waste
with water flow aerator
ceramic cartridge C-005-N25
2 x 1/2" 400mm flexipipe connections
deck mount drill hole diameter 35mm
minimum operating pressure 0.5 bar LP

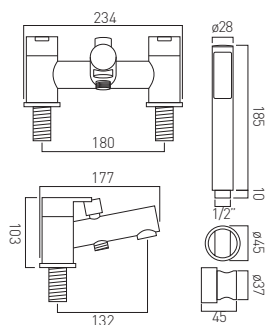
chrome
SEN-100M/CC-C/P
£ ex-vat 179.17 £ inc-vat 215.00

H₂ECO®
FR-FLEXI/5-PLA 8.33 10.00
(2 are required)



2 hole bath filler
deck mounted
with water flow straightener
cold ceramic cartridge C-302-RTC
hot ceramic cartridge C-302-LTC
2 x 3/4" 50mm male threaded connections
deck mount drill hole diameter 28mm
minimum operating pressure 0.2 bar LP

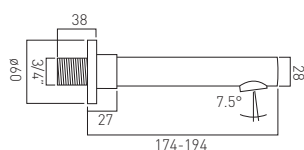
chrome
SEN-137-C/P
£ ex-vat 258.33 £ inc-vat 310.00



2 hole bath shower mixer
deck mounted
with water flow straightener
with Zoo single function shower kit
cold ceramic cartridge C-302-RTC
hot ceramic cartridge C-302-LTC
2 x 3/4" 50mm male threaded connections
deck mount drill hole diameter 28mm
minimum operating pressure 0.2 bar LP

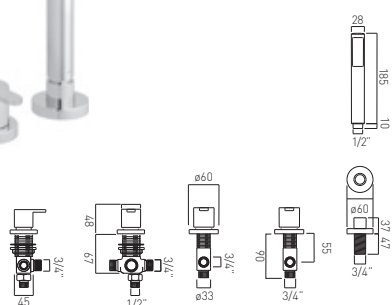
chrome
SEN-130+K-C/P
£ ex-vat 312.50 £ inc-vat 375.00

H₂ECO®
FR-SHOWER/9-C/P 13.33 16.00



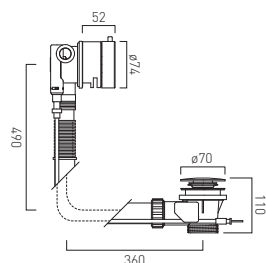
Zoo
bath spout
wall mounted
3/4" inlet
minimum operating pressure 0.2 bar LP

chrome	£ ex-vat	£ inc-vat
ZOO-140-C/P	133.33	160.00



4 hole bath shower mixer
deck mounted
with shower kit
without spout
for use with bath filler waste and overflow
cold ceramic cartridge C-303-RTC
hot ceramic cartridge C-303-LTC
diverter cartridge ELE-DIVERTER/D-CART
2 x 3/4" x 3/4" x 60mm flexipipe connections
valve deck mount drill hole diameter 33mm
diverter deck mount drill hole diameter 46mm
handset deck mount drill hole diameter 27mm
minimum operating pressure 1.0 bar MP

chrome	£ ex-vat	£ inc-vat
SEN-135/NS-C/P	537.50	645.00
H₂ECO®		
FR-FLEXI/8-PLA	8.33	10.00



pop-up bath filler waste and overflow
2 x 1/2" inlets (one is blanked off)
1.1/2" x 10mm threaded outlet connection
min-max overflow bath thickness 1mm-11mm
minimum operating pressure 1.0 bar MP

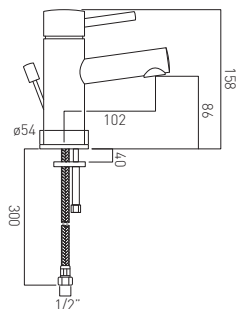
maximum length 600mm with standard cable
extension kit sold separately to achieve 1000mm
WG-7/8-CABLEEXT

chrome	£ ex-vat	£ inc-vat
WG-81552A-CP	137.50	165.00

PLEASE SEE PAGE 166 FOR
LIFE COORDINATING SHOWERS

PLEASE SEE PAGE **253** FOR
LIFE COORDINATING ACCESSORIES



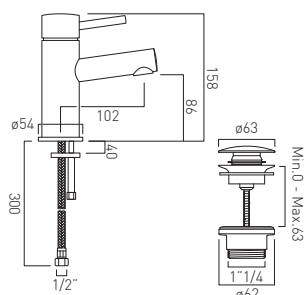


mono basin mixer
single lever
deck mounted
with pop-up waste
with water flow aerator
ceramic cartridge CAR-K40A
2 x 1/2" 40mm flexipipe connection
deck mount drill hole diameter 35mm
minimum operating pressure 0.2 bar LP

chrome	£ ex-vat	£ inc-vat
ZOO-100F-C/P	191.67	230.00

H₂ECO®

5 l/m flow regulator fitted as standard

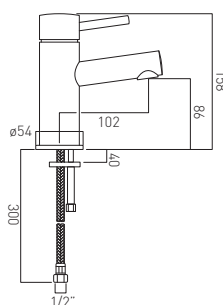


mono basin mixer
single lever
deck mounted
smooth bodied
with universal basin waste
with water flow aerator
ceramic cartridge CAR-K40A
2 x 1/2" 40mm flexipipe connection
deck mount drill hole diameter 35mm
minimum operating pressure 0.2 bar LP

chrome	£ ex-vat	£ inc-vat
ZOO-100F/CC-C/P	187.50	225.00

H₂ECO®

5 l/m flow regulator fitted as standard

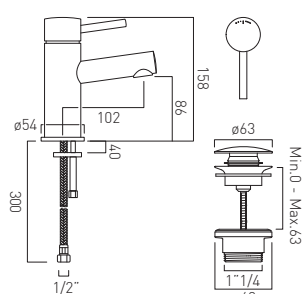


mono basin mixer
single lever
deck mounted
smooth bodied
without universal basin waste
with water flow aerator
ceramic cartridge CAR-K40A
2 x 1/2" 40mm flexipipe connection
deck mount drill hole diameter 35mm
minimum operating pressure 0.2 bar LP

chrome	£ ex-vat	£ inc-vat
ZOO-100F/SB-C/P	175.00	210.00

H₂ECO®

5 l/m flow regulator fitted as standard

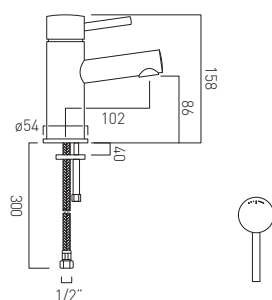


mono basin mixer
single lever
with EcoTurn cold start cartridge
deck mounted
smooth bodied
with universal basin waste
with water flow aerator
ceramic cartridge C-0010-C40
2 x 1/2" 40mm flexipipe connection
deck mount drill hole diameter 35mm
minimum operating pressure 0.2 bar LP

chrome	£ ex-vat	£ inc-vat
ZOO-100FW/CC-CP	183.33	220.00

H₂ECO®

5 l/m flow regulator fitted as standard

ecoTurn®

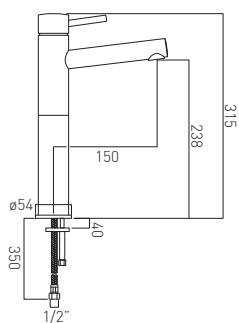
mono basin mixer
single lever
with EcoTurn cold start cartridge
deck mounted
smooth bodied
without universal basin waste
with water flow aerator
ceramic cartridge C-0010-C40
2 x 1/2" 40mm flexipipe connection
deck mount drill hole diameter 35mm
minimum operating pressure 0.2 bar LP

chrome	£ ex-vat	£ inc-vat
ZOO-100FW/SB-CP	170.83	205.00

H₂ECO®

5 l/m flow regulator fitted as standard

ecoTurn®

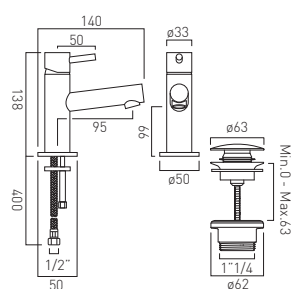


extended mono basin mixer
single lever
deck mounted
smooth bodied
without universal basin waste
with water flow aerator
ceramic cartridge CAR-K40A
2 x 1/2" 550mm flexipipe connections
deck mount drill hole diameter 35mm
minimum operating pressure 0.2 bar LP

chrome £ ex-vat £ inc-vat
ZOO-100EF/SB-C/P 245.83 295.00

H₂ECO®

5 l/m flow regulator fitted as standard

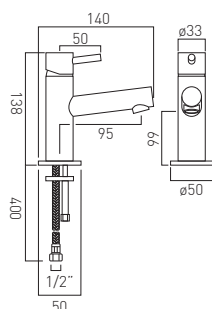


mini mono basin mixer
single lever
deck mounted
smooth bodied
with universal basin waste
with water flow aerator
ceramic cartridge C-005-N25
2 x 1/2" 300mm flexipipe connections
deck mount drill hole diameter 35mm
minimum operating pressure 0.5 bar LP

chrome £ ex-vat £ inc-vat
ZOO-100M/CC-C/P 179.17 215.00

H₂ECO®

FR-FLEXI/5-PLA 8.33 10.00
(2 are required)

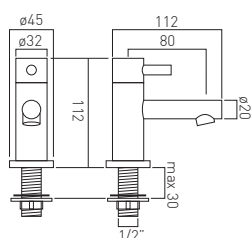


mini mono basin mixer
single lever
deck mounted
smooth bodied
without universal basin waste
with water flow aerator
ceramic cartridge C-005-N25
2 x 1/2" 400mm flexipipe connections
deck mount drill hole diameter 35mm
minimum operating pressure 0.5 bar LP

chrome £ ex-vat £ inc-vat
ZOO-100M/SB-C/P 166.67 200.00

H₂ECO®

FR-FLEXI/5-PLA 8.33 10.00
(2 are required)

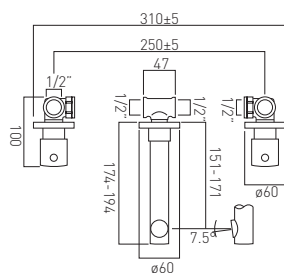


basin pillar taps
deck mounted
with water flow straightener
cold ceramic cartridge C-501-RTC
hot ceramic cartridge C-501-LTC
1/2" x 50mm fitted tail connections
deck mount drill hole diameter 22mm
minimum operating pressure 0.2 bar LP

chrome £ ex-vat £ inc-vat
ZOO-106-C/P 137.50 165.00

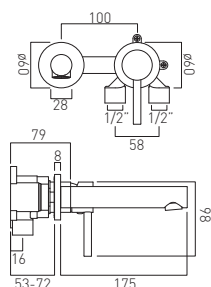
H₂ECO®

FR-106/4-PLA 8.33 10.00
(2 are required)



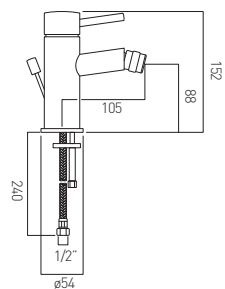
3 hole basin mixer
wall mounted
with water flow aerator
cold ceramic cartridge C-206-RTC
hot ceramic cartridge C-206-LTC
2 x 1/2" x 1/2" (male) 90mm straight connections
1 x 1/2" x 1/2" x 1/2" (female) 47mm
T-piece connection
min-max wall mount 45-62mm
minimum operating pressure 0.2 bar LP

chrome	£ ex-vat	£ inc-vat
ZOO-109-C/P	325.00	390.00
H2ECO® FR-100/5-PLA	11.67	14.00



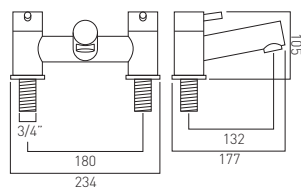
2 hole basin mixer
single lever
wall mounted
with water flow aerator
ceramic cartridge CAR-K35B
2 x 1/2" inlets
1 x 1/2" outlet
min-max wall mount 53-72mm
minimum operating pressure 0.2 bar LP

chrome	£ ex-vat	£ inc-vat
ZOO-109S/A-C/P	316.67	380.00
H2ECO® FR-100/5-PLA	11.67	14.00



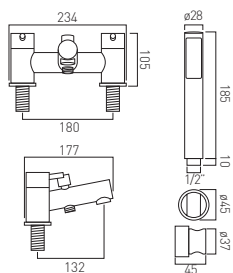
mono bidet mixer
single lever
deck mounted
with pop-up waste
with water flow aerator
ceramic cartridge CAR-K40A
2 x 1/2" 400mm flexipipe connections
deck mount drill hole diameter 35mm
minimum operating pressure 1.0 bar MP

chrome	£ ex-vat	£ inc-vat
ZOO-110-C/P	191.67	230.00
H2ECO® FR-100/5-PLA	11.67	14.00



2 hole bath filler
deck mounted
with water flow straighteners
cold ceramic cartridge C-302-RTC
hot ceramic cartridge C-302-LTC
2 x 3/4" 50mm male threaded connections
deck mount drill hole diameter 28mm
minimum operating pressure 0.2 bar LP

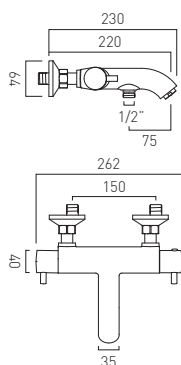
chrome	£ ex-vat	£ inc-vat
ZOO-137-C/P	258.33	310.00



2 hole bath shower mixer
deck mounted
with water flow straightener
with Zoo single function shower kit
cold ceramic cartridge C-302-RTC
hot ceramic cartridge C-302-LTC
2x 3/4" 50mm male threaded connections
deck mount drill hole diameter 28mm
minimum operating pressure 0.2 bar LP

chrome
ZOO-130+K-C/P
£ ex-vat 312.50 £ inc-vat 375.00

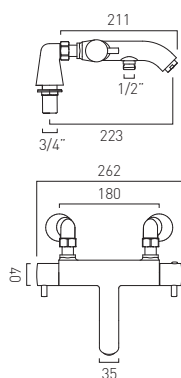
H₂ECO®
FR-SHOWER/9-C/P
13.33 16.00



Celsius
exposed thermostatic bath shower mixer
wall mounted
with water flow aerator
with integrated diverter
thermostatic cartridge V-704-34S
diverter cartridge C-801-33/2SX
1/2" x 3/4" 46mm offset connectors
minimum operating pressure 1.5 bar MP

chrome
CEL-123T-C/P
£ ex-vat 279.17 £ inc-vat 335.00

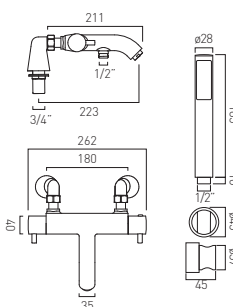
H₂ECO®
FR-SHOWER/9-C/P
13.33 16.00



Celsius
2 hole thermostatic bath shower mixer
deck mounted
with water flow aerator
with integrated diverter
thermostatic cartridge V-704-34S
diverter cartridge C-801-33/2SX
2x 3/4" 50mm threaded connection on legs
deck mount drill hole diameter 28mm
minimum operating pressure 1.5 bar MP

chrome
CEL-131T-C/P
£ ex-vat 325.00 £ inc-vat 390.00

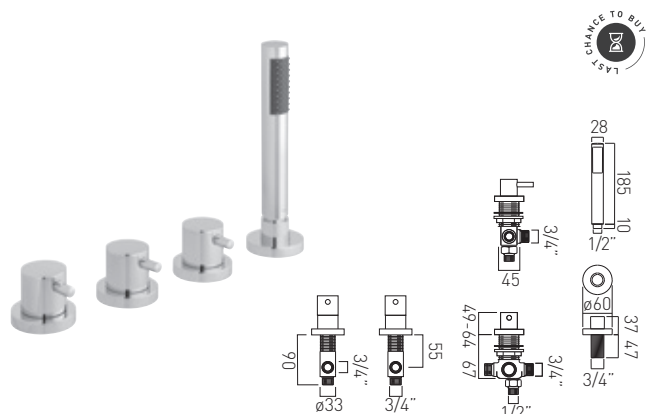
H₂ECO®
FR-SHOWER/9-C/P
13.33 16.00



Celsius
2 hole thermostatic bath shower mixer
deck mounted
with water flow aerator
with integrated diverter
with Zoo single function shower kit
thermostatic cartridge V-704-34S
diverter cartridge C-801-33/2SX
2x 3/4" 50mm threaded connection on legs
deck mount drill hole diameter 28mm
minimum operating pressure 1.5 bar MP

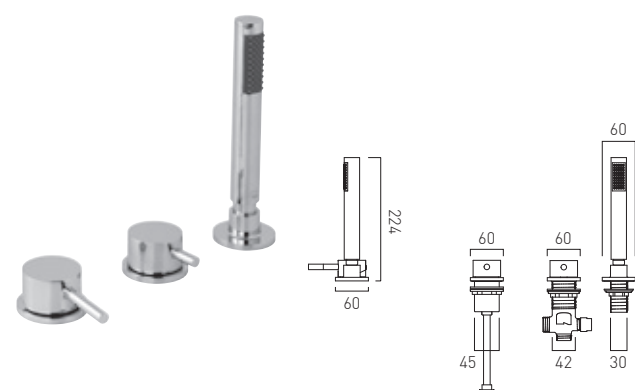
chrome
CEL-131T+K-C/P
£ ex-vat 362.50 £ inc-vat 435.00

H₂ECO®
FR-SHOWER/9-C/P
13.33 16.00



4 hole bath shower mixer
deck mounted
without spout
for use with bath filler waste and overflow
cold ceramic cartridge C-303-RTC
hot ceramic cartridge C-303-LTC
2 x 3/4" x 3/4" 600mm flexipipe connections
valve deck mount drill hole diameter 33mm
diverter deck mount drill hole diameter 46mm
handset deck mount drill hole diameter 27mm
minimum operating pressure 1.0 bar MP

chrome	£ ex-vat	£ inc-vat
Z00-135/NS-3/4-C/P	537.50	645.00
H2ECO®		
FR-FLEXI/8-PLA	8.33	10.00



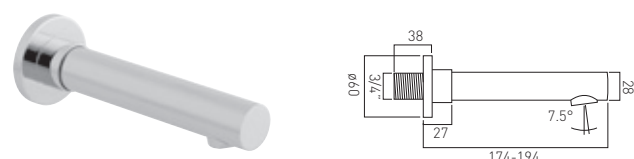
3 hole bath shower mixer
single lever
deck mounted
without spout
for use with bath filler waste and overflow
diverter cartridge F-803-33/2X
ceramic cartridge CAR-KN40
2 x 3/4" x 3/4" 600mm flexipipe connectors
1 x 2m shower hose
2 x 400 1/2" female flexipipe connectors to valve
valve deck mount drill hole 46mm
spout deck mount drill hole 28mm
diverter deck mount drill hole 44mm
handset deck mount drill hole 32mm
minimum operating pressure 3.0 bar HP

chrome	£ ex-vat	£ inc-vat
Z00-232NS-CP	575.00	690.00
H2ECO®		
FR-FLEXI/8-PLA	8.33	10.00



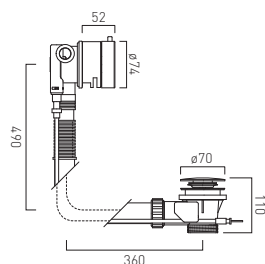
4 hole bath shower mixer
single lever
deck mounted
spout can swivel or be fixed
diverter cartridge F-803-33/2X
ceramic cartridge CAR-KN40
1 x 3/4" x 3/4" 600mm flexipipe connectors
2 x 400 1/2" female flexipipe connectors to valve
valve deck mount drill hole 46mm
diverter deck mount drill hole 44mm
handset deck mount drill hole 32mm
minimum operating pressure 3.0 bar HP

chrome	£ ex-vat	£ inc-vat
Z00-232-CP	679.17	815.00
H2ECO®		
FR-FLEXI/8-PLA	8.33	10.00



bath spout
wall mounted
3/4" inlet
minimum operating pressure 0.2 bar LP

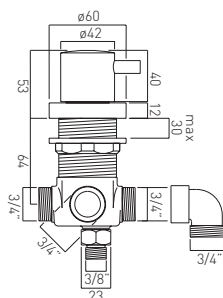
chrome	£ ex-vat	£ inc-vat
Z00-140-C/P	133.33	160.00



pop-up bath filler waste and overflow
2 x 1/2" inlets (one is blanked off)
1.1/2" x 10mm threaded outlet connection
min-max overflow bath thickness 1mm-11mm
minimum operating pressure 1.0 bar MP

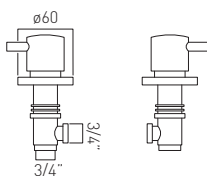
maximum length 600mm with standard cable
extension kit sold separately to achieve 1000mm
WG-7/8-CABLEEXT

chrome	£ ex-vat	£ inc-vat
WG-81552A-CP	137.50	165.00



Elements
2 outlet diverter valve
deck mounted
ceramic cartridge ELE-DIVERTER/D-CART
2 x 3/4" male inlets
1 x 3/4" male outlet
1 x 3/8" male outlet
1 x 3/4" female to 3/4" male 90° elbow
deck mount drill hole diameter 46mm
minimum operating pressure 1.0 bar MP

chrome	£ ex-vat	£ inc-vat
ELE-DIVERTER/D-C/P	137.50	165.00



pair of valves 3/4"
deck mounted
cold ceramic cartridge C-303-RTC
hot ceramic cartridge C-303-LTC
3/4" x 10mm thread length male inlet
3/4" x 10mm thread length male outlet
10mm thread length
max bath thickness 25mm
deck mount drill hole diameter 33mm
minimum operating pressure 0.2 bar LP

chrome	£ ex-vat	£ inc-vat
ZOO-142/PR-3/4-C/P	270.83	325.00

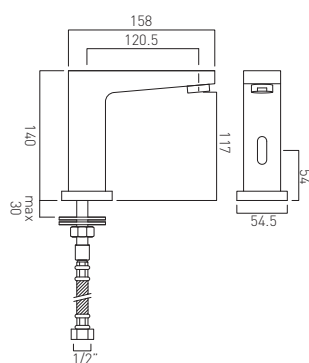
PLEASE SEE PAGE 163 FOR

CELSIUS COORDINATING SHOWERS

PLEASE SEE PAGE 245 FOR

SPA COORDINATING ACCESSORIES



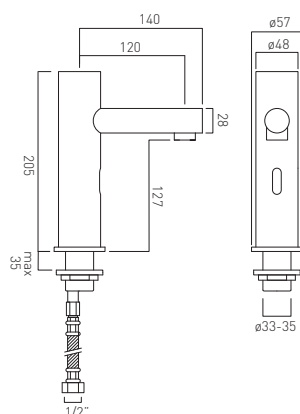


Life
infra-red mono basin tap
deck mounted
with rub clean aerator
mains or battery operated
takes standard AA batteries
central processing unit: IR-100/CONTROL
minimum operating pressure 1.0 bar MP



chrome	£ ex-vat	£ inc-vat
IR-100/LIF-C/P	525.00	630.00

H₂ECO®	£ ex-vat	£ inc-vat
FR-100/5-PLA	11.67	14.00

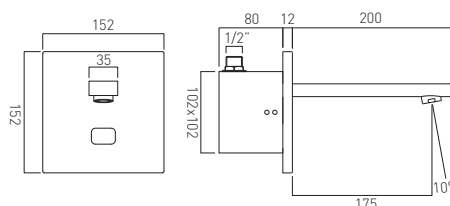


Zoo
infra-red mono basin tap
deck mounted
with rub clean aerator
mains or battery operated
takes standard AA batteries
central processing unit: IR-100/CONTROL
minimum operating pressure 1.0 bar MP



chrome	£ ex-vat	£ inc-vat
IR-100/ZOO-C/P	525.00	630.00

H₂ECO®	£ ex-vat	£ inc-vat
FR-100/5-PLA	11.67	14.00



Notion
infra-red basin tap
wall mounted
with rub clean aerator
with square backplate
mains or battery operated
takes standard AA batteries
central processing unit: IR-109/CONTROL
minimum operating pressure 1.0 bar MP

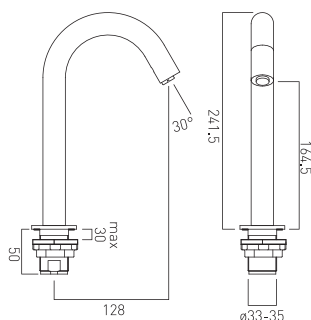


chrome	£ ex-vat	£ inc-vat
IR-109/NOT-C/P	662.50	795.00

H₂ECO®	£ ex-vat	£ inc-vat
FR-100/5-PLA	11.67	14.00



INDIVIDUAL
by VADO



infra-red spout
deck mounted
mains or battery operated
takes standard AA batteries
minimum operating pressure 1.0 bar MP

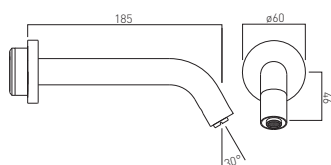


chrome	£ ex-vat	£ inc-vat
IR-DSPOUT-C/P	558.33	670.00

H2ECO®
4 l/m flow regulator fitted as standard



INDIVIDUAL
by VADO

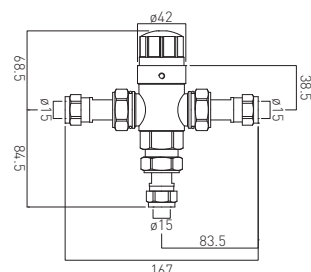


infra-red spout
wall mounted
with round shroud
mains or battery operated
takes standard AA batteries
minimum operating pressure 1.0 bar MP



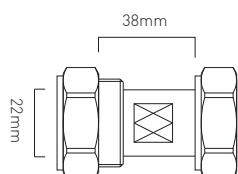
chrome	£ ex-vat	£ inc-vat
IR-WSPOUT-C/P	558.33	670.00

H2ECO®
4 l/m flow regulator fitted as standard



protherm in-line thermostatic valve
supplied with 15mm compression fittings
22mm compression fittings available separately
thermostatic ceramic cartridge
minimum operating pressure 0.2 bar LP

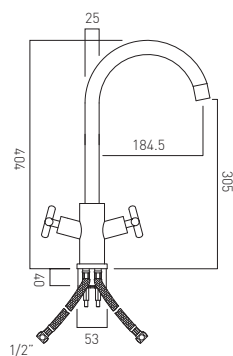
nickel / white	£ ex-vat	£ inc-vat
PRO-5001-N/P	125.00	150.00



22mm compression fittings
for use with protherm in-line thermostatic valve

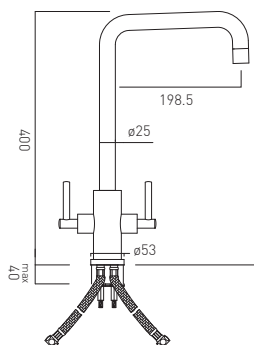
chrome	£ ex-vat	£ inc-vat
PRO-5001/C-22MM	20.83	25.00





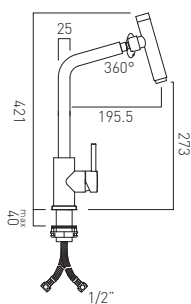
Elements
mono kitchen mixer
deck mounted
with swivel spout
cold ceramic cartridge C-207-RTC
hot ceramic cartridge C-207-LTC
minimum operating pressure 0.2 bar LP

stainless steel	£ ex-vat	£ inc-vat
CUC-1063-S/S	291.67	350.00
H2ECO®		
FR-100/8-PLA	11.67	14.00



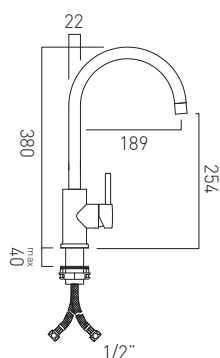
Spirit
mono kitchen mixer
deck mounted
with swivel spout
cold ceramic cartridge C-207-RTC
hot ceramic cartridge C-207-LTC
minimum operating pressure 0.2 bar LP

stainless steel	£ ex-vat	£ inc-vat
CUC-1062-S/S	291.67	350.00
H2ECO®		
FR-100/8-PLA	11.67	14.00



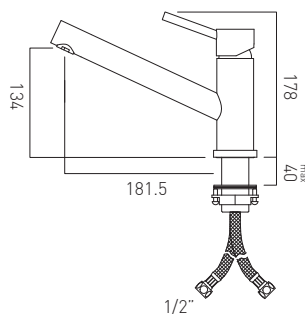
Accent
mono kitchen mixer
single lever
deck mounted
with swivel spout
and directional flow
ceramic cartridge C-008-A35
minimum operating pressure 1.0 bar MP

stainless steel	£ ex-vat	£ inc-vat
CUC-1010-S/S	225.00	270.00
H2ECO®		
FR-100/8-PLA	11.67	14.00



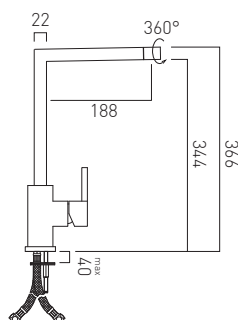

Bahr
mono kitchen mixer
single lever
deck mounted
with swivel spout
ceramic cartridge C-008-A35
minimum operating pressure 1.0 bar MP

stainless steel	£ ex-vat	£ inc-vat
CUC-1008-S/S	200.00	240.00
H2ECO®		
FR-FLEX/3-PLA (2 are required)	8.33	10.00



Urban
mono kitchen mixer
single lever
deck mounted
with swivel spout
ceramic cartridge C-003-N35
minimum operating pressure 1.0 bar MP

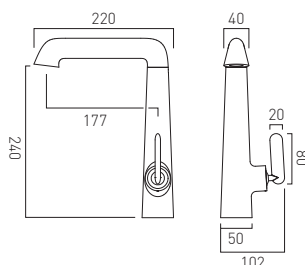
	£ ex-vat	£ inc-vat
stainless steel CUC-1009-S/S	200.00	240.00
H₂ECO® FR-100/8-PLA	11.67	14.00



Tetra
mono kitchen mixer
single lever
deck mounted
with swivel spout
and directional flow
ceramic cartridge C-008-A35
minimum operating pressure 1.0 bar MP

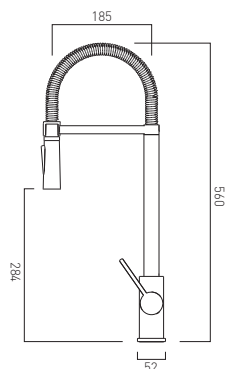
	£ ex-vat	£ inc-vat
stainless steel CUC-1011-S/S	291.67	350.00
H₂ECO® FR-100/8-PLA	11.67	14.00

NEW & EXCLUSIVE



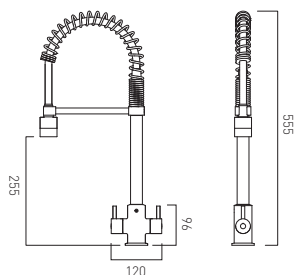
Arrondi
mono kitchen mixer
single lever
deck mounted
with swivel spout
with water flow aerator
ceramic cartridge K-001-N25
2 x 1/2" x 400mm flexipipe connections
deck mount drill hole diameter 35mm
minimum operating pressure 1.0 bar MP

	£ ex-vat	£ inc-vat
chrome ARR-150-CP	412.50	495.00



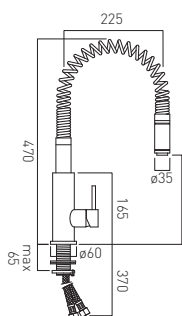
Zoo Professional
mono kitchen mixer
single lever
deck mounted
with swivel spout
with two function pull-out spout
minimum operating pressure 1.0 bar MP

	£ ex-vat	£ inc-vat
chrome CUC-3003-C/P	375.00	450.00
H₂ECO® FR-100/8-PLA	11.67	14.00



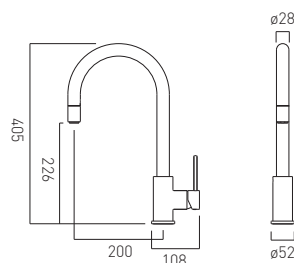
Vibe Professional
mono kitchen mixer
deck mounted
with swivel spout
with two function pull-out spout
cold ceramic cartridge C-502-RTC
hot ceramic cartridge C-502-LTC
deck mount drill hole diameter 35mm
minimum operating pressure 1.0 bar MP

	£ ex-vat	£ inc-vat
chrome CUC-1061-C/P	375.00	450.00



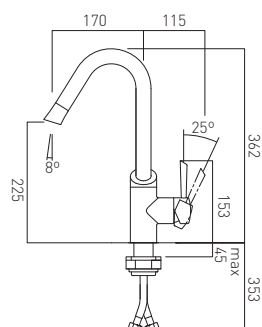
Eli
mono kitchen mixer
single lever
deck mounted
with swivel spout
with pull-out spout
ceramic cartridge CAR-NKS-40A
deck mount drill hole diameter 37mm
minimum operating pressure 1.0 bar MP

	£ ex-vat	£ inc-vat
chrome CUC-3001-C/P	258.33	310.00
Hzecco® FR-100/8-PLA	11.67	14.00



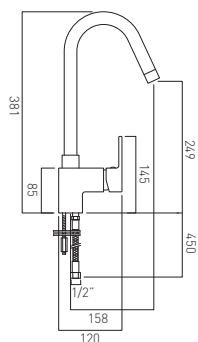
Zoo Curve
mono kitchen mixer
single lever
deck mounted
with swivel spout
with pull-out spout
minimum operating pressure 1.0 bar MP

	£ ex-vat	£ inc-vat
chrome CUC-3002-C/P	241.67	290.00
Hzecco® FR-100/8-PLA	11.67	14.00



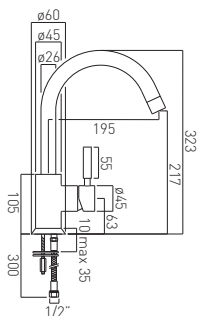
Kori
mono kitchen mixer
single lever
deck mounted
with swivel spout
ceramic cartridge CAR-NKJ-40B
deck mount drill hole diameter 34mm
minimum operating pressure 0.2 bar LP

	£ ex-vat	£ inc-vat
chrome CUC-1004-C/P	183.33	220.00
Hzecco® FR-100/8-PLA	11.67	14.00



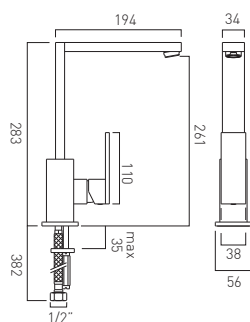
Life
mono kitchen mixer
single lever
deck mounted
with swivel spout
with water flow aerator
ceramic cartridge CAR-K35A
2 x 1/2" x 400mm flexipipe connections
deck mount drill hole diameter 35mm
minimum operating pressure 0.2 bar LP

chrome	£ ex-vat	£ inc-vat
LIF-150S-C/P	291.67	350.00
H2ECO®		
FR-100/8-PLA	11.67	14.00



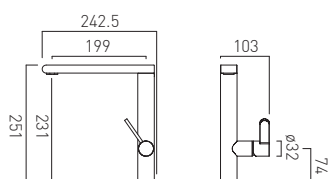
Origins
mono kitchen mixer
single lever
deck mounted
with swivel spout
with water flow straightener
with water flow aerator
ceramic cartridge CAR-K35B
2 x 1/2" 400mm flexipipe connections
deck mount drill hole diameter 33mm
minimum operating pressure 0.2 bar LP

chrome	£ ex-vat	£ inc-vat
ORI-150S-C/P	225.00	270.00
H2ECO®		
FR-100/8-PLA	11.67	14.00



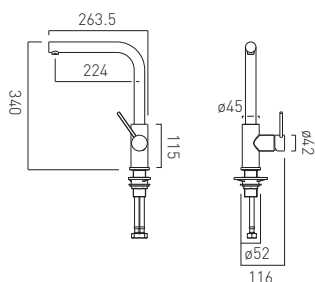
Notion
mono kitchen mixer
single lever
deck mounted
spout can swivel or be fixed
ceramic cartridge CAR-K28A
deck mount drill hole diameter 34mm
minimum operating pressure 1.0 bar MP

chrome	£ ex-vat	£ inc-vat
NOT-150S-C/P	354.17	425.00
H2ECO®		
FR-100/8-PLA	11.67	14.00



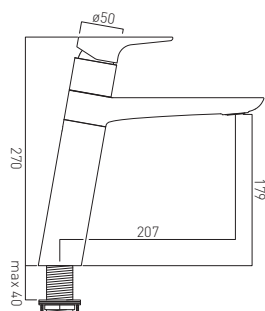
Ion
mono kitchen mixer
single lever
deck mounted
with swivel spout
ceramic cartridge C-005-N25
minimum operating pressure 1.0 bar MP

chrome	£ ex-vat	£ inc-vat
CUC-1006-C/P	291.67	350.00
H2ECO®		
FR-100/8-PLA	11.67	14.00



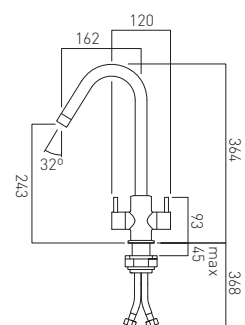
Camber
mono kitchen mixer
single lever
deck mounted
with swivel spout
ceramic cartridge CAR-K35B
minimum operating pressure 1.0 bar MP

	£ ex-vat	£ inc-vat
chrome CUC-1007-C/P	291.67	350.00
H2ECO® FR-FLEXI/4-PLA (2 are required)	8.33	10.00



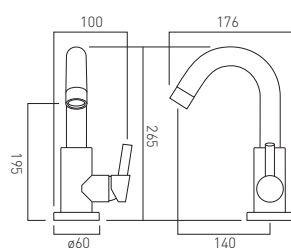
Ascent
mono kitchen mixer
single lever
deck mounted
with swivel spout
with directional aerator
ceramic cartridge CAR-K35A
minimum operating pressure 0.5 bar LP

	£ ex-vat	£ inc-vat
chrome ASC-150-C/P	183.33	220.00
H2ECO® FR-100/5-B-PLA	11.67	14.00



Sky
mono kitchen mixer
deck mounted
with swivel spout
cold ceramic cartridge C-502-RTC
hot ceramic cartridge C-502-LTC
deck mount drill hole diameter 32mm
minimum operating pressure 0.2 bar LP

	£ ex-vat	£ inc-vat
chrome CUC-1060-C/P	183.33	220.00
H2ECO® FR-100/8-PLA	11.67	14.00



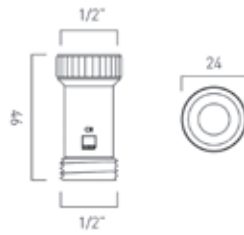
Elements Air
mono kitchen mixer
single lever
deck mounted
with swivel spout
with water flow aerator
ceramic cartridge CAR-K35B
2 x 1/2" nut x 400mm flexipipe connections
deck mount drill hole diameter 32mm
minimum operating pressure 1.0 bar MP

	£ ex-vat	£ inc-vat
chrome ELA-150S-C/P	183.33	220.00
H2ECO® FR-100/8-PLA	11.67	14.00



Kitchen Mixers



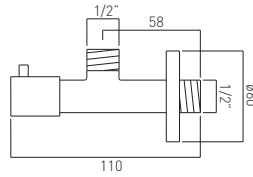


INDIVIDUAL
by VADO

Exposed 1/2" Double Check Valve
1/2" BSP female inlet connection
1/2" BSP Male outlet connection
knurled grip to aid installation
type ED double check valve
suitable for Fluid Category 3 risks



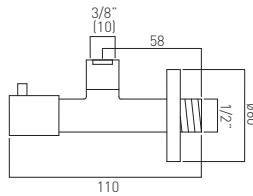
chrome	£ ex-vat	£ inc-vat
WG-DCV-1/2-CP	20.83	25.00



INDIVIDUAL
by VADO

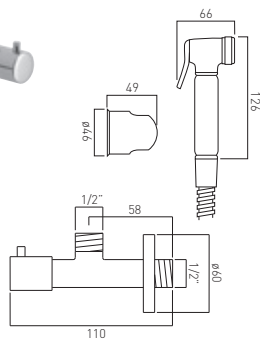
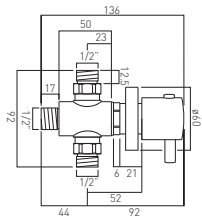
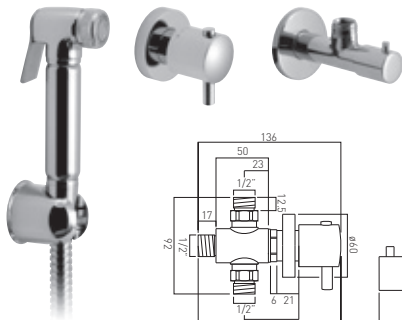
contemporary 1/4 turn angle valve
wall mounted
with integrated filter
ceramic cartridge
1/2" inlet
1/2" outlet

chrome	£ ex-vat	£ inc-vat
PEX-230-C/P	54.17	65.00



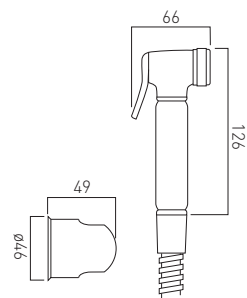
contemporary 1/4 turn angle valve
wall mounted
with integrated filter
ceramic cartridge
1/2" inlet
10mm compression outlet
or 3/8" threaded male outlet

chrome	£ ex-vat	£ inc-vat
PEX-221-C/P	54.17	65.00



luxury shattaf kit
with concealed thermostatic mixing valve
and angle valve
with 150cm hose and wall bracket
wall mounted
mixing valve thermostatic cartridge V-001D-PLA
minimum operating pressure 1.0 bar MP

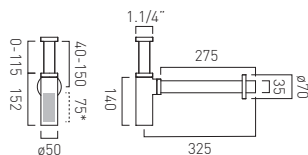
chrome	£ ex-vat	£ inc-vat
XSH-SHATTAF/163-C/P	350.00	420.00



luxury brass shattaf handset
with 100cm hose and wall bracket
wall mounted
minimum operating pressure 1.0 bar MP

chrome	£ ex-vat	£ inc-vat
XSH-LUXSHATTAF100-CP	137.50	165.00

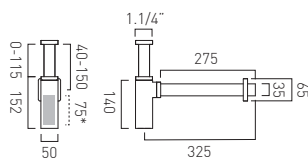
INDIVIDUAL
by VADO



*75mm water trap seal

contemporary round bottle trap
35mm x 300mm pipe connections
min-max vertical adjustment 40-150mm to
outlet centre

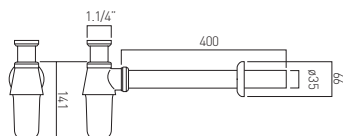
chrome	£ ex-vat	£ inc-vat
WG-461/RO-CP	66.67	80.00



*75mm water trap seal

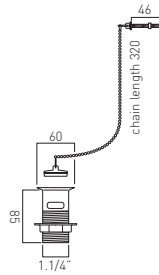
contemporary square bottle trap
35mm x 300mm pipe connections
min-max vertical adjustment 40-150mm to
outlet centre

chrome	£ ex-vat	£ inc-vat
WG-461/SQ-CP	91.67	110.00



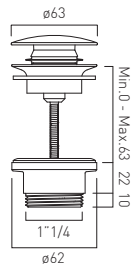
bottle trap
35mm x 400mm pipe connections
min-max vertical adjustment 50-140mm to
outlet centre

chrome	£ ex-vat	£ inc-vat
PEX-460/UK-1.1/4-C/P	58.33	70.00



basin waste, metal plug and chain
1.1/4\" x 55mm threaded connections

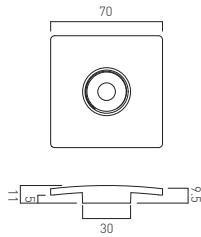
	£ ex-vat	£ inc-vat
chrome PEX-KITA-C/P	25.00	30.00



universal basin waste
easily converts into a slotted or unslotted waste
clac-clac or free-flow

	£ ex-vat	£ inc-vat
chrome WG-395-C/P	58.33	70.00

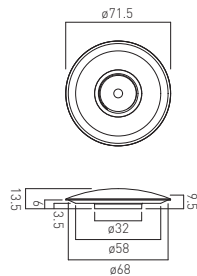
INDIVIDUAL
by VADO



square
basin waste cover
to suit WG-395-C/P

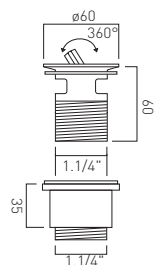
	£ ex-vat	£ inc-vat
chrome WG-395-CAP/SQ-C/P	16.67	20.00

INDIVIDUAL
by VADO



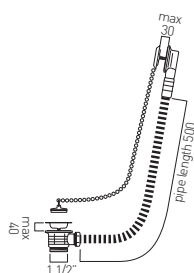
white ceramic
basin waste cover
to suit WG-395-C/P

	£ ex-vat	£ inc-vat
ceramic WG-395-CAP/RO-WHT	16.67	20.00



slotted captive basin waste
flip top waste
1.1/4\" x 10mm threaded connections

	£ ex-vat	£ inc-vat
chrome PEX-392-S-C/P	25.00	30.00



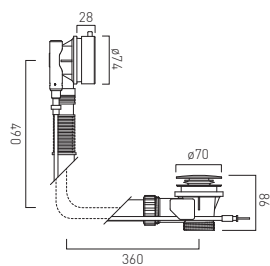
stowaway bath waste
metal plug and chain
1.1/2\" x 15mm threaded connections

	£ ex-vat	£ inc-vat
chrome PEX-KITB-STOW-C/P	33.33	40.00



Wastes & Fittings

INDIVIDUAL
by VADO

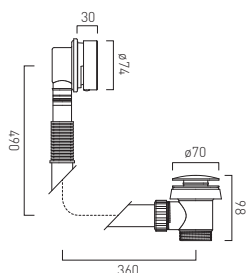


pop-up bath waste and overflow
1.1/2" x 10mm threaded outlet connection
min-max overflow bath thickness 1mm-11mm

maximum length 600mm with standard cable
extension kit sold separately to achieve 1000mm
WG-7/8-CABLEEXT

	chrome	£ ex-vat	£ inc-vat
WG-71552A-CP		75.00	90.00

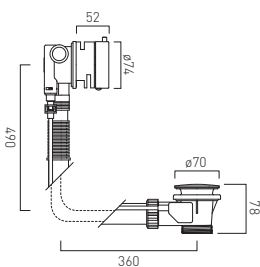
INDIVIDUAL
by VADO



clic-clac bath waste and overflow
1.1/2" x 10mm threaded outlet connection
min-max overflow bath thickness 1mm-14mm

	chrome	£ ex-vat	£ inc-vat
WG-71389-C/P		75.00	90.00

INDIVIDUAL
by VADO

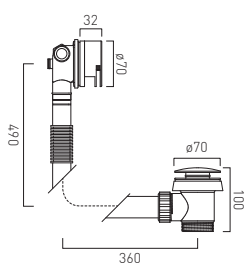


pop-up bath filler waste and overflow
2 x 1/2" inlets (one is blanked off)
1.1/2" x 10mm threaded outlet connection
min-max overflow bath thickness 1mm-11mm
minimum operating pressure 1.0 bar MP

maximum length 600mm with standard cable
extension kit sold separately to achieve 1000mm
WG-7/8-CABLEEXT

	chrome	£ ex-vat	£ inc-vat
WG-81552A-CP		137.50	165.00

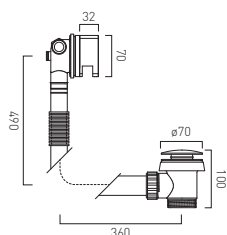
INDIVIDUAL
by VADO



clic-clac bath filler waste and overflow
2 x 1/2" inlets (one is blanked off)
1.1/2" x 10mm threaded outlet connection
min-max overflow bath thickness 1mm-18mm
minimum operating pressure 1.0 bar MP

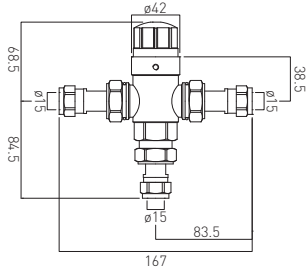
	chrome	£ ex-vat	£ inc-vat
WG-81389-C/P		137.50	165.00

INDIVIDUAL
by VADO



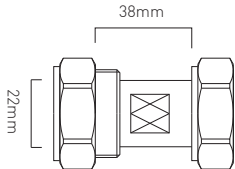
clic-clac bath filler waste and overflow
2 x 1/2" inlets (one is blanked off)
1.1/2" x 10mm threaded outlet connection
min-max overflow bath thickness 1mm-18mm
minimum operating pressure 1.0 bar MP

	chrome	£ ex-vat	£ inc-vat
WG-81389/SQ-C/P		137.50	165.00



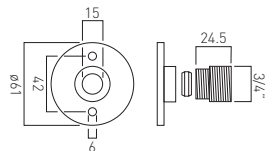
protherm in-line thermostatic valve
supplied with 15mm compression fittings
22mm compression fittings available seperately
thermostatic ceramic cartridge
minimum operating pressure 0.2 bar LP

nickel / white	£ ex-vat	£ inc-vat
PRO-5001-N/P	125.00	150.00



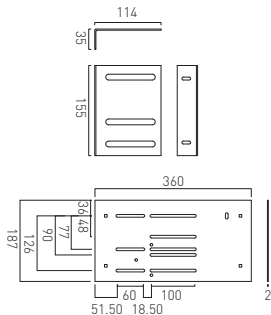

22mm compression fittings
for use with protherm in-line thermostatic valve

chrome	£ ex-vat	£ inc-vat
PRO-5001/C-22MM	20.83	25.00



pair of easy-fix shower brackets with shrouds
wall mounted
15mm compression connection

chrome	£ ex-vat	£ inc-vat
WG-049BRACK+SHR-C/P	58.83	70.00



concealed wall bracket
for mounting VADO thermostatic
shower valves in stud walls
min-max span 360-523
see page 153 for more information

nickel	£ ex-vat	£ inc-vat
WG-STUDFAST-C-S/S	45.83	55.00

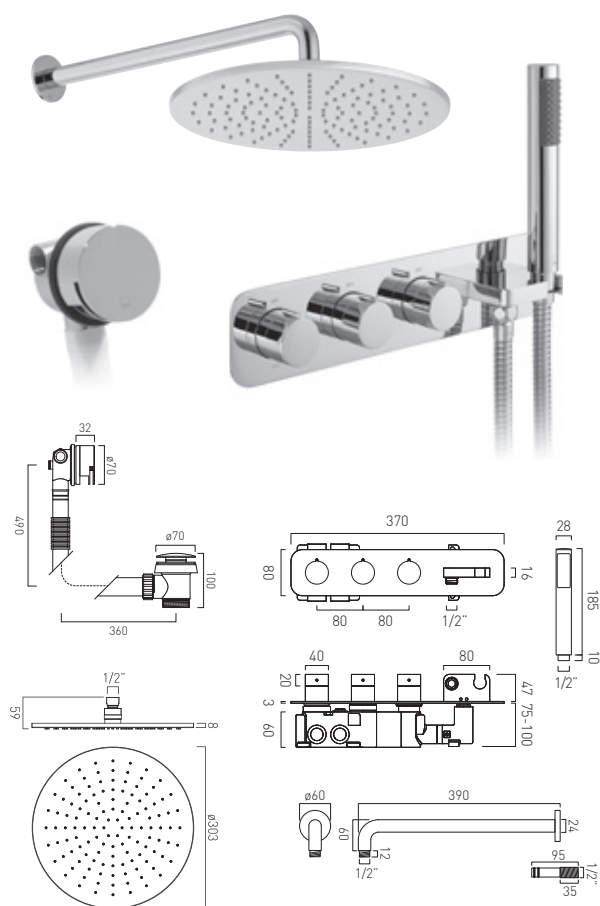


Wastes & Fittings



Showering





Tablet iO Altitude

- 3 outlet thermostatic shower valve with integrated outlet, handset, hose and all-flow function
- Nebula 300mm round head and shower arm
- clic-clac bath filler waste and overflow

thermostatic cartridge V-704-34S
diverter cartridge FL-802-33/2MX
flow cartridge FL-301-RTC
minimum operating pressure 1.0 bar MP

kit comprises:

TAB-128/3WO-ALT-CP

NEB-R0/30-SA-CP

WG-81389-C/P

2 x 3/4" female inlets

2 x 3/4" female outlets, 1 x 1/2" male outlet

includes 3/4" - 1/2" adaptors

supplied with mortar/tile guard

min-max wall mount 75-100mm

optimum installation depth 87mm

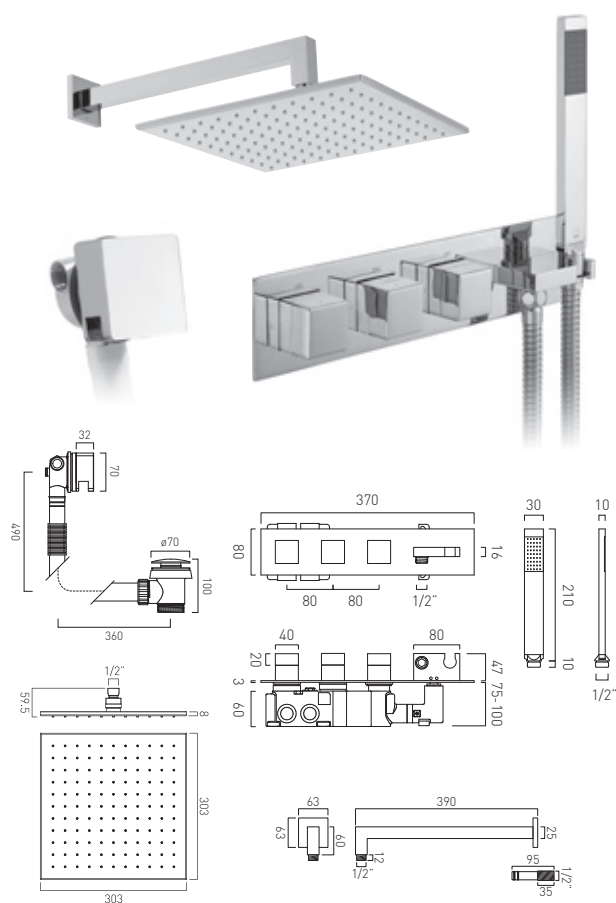
chrome	£ ex-vat	£ inc-vat
TAB-1753/WO-ALT-CP	1,229.17	1,475.00

H2ECO®

FR-SHOWER/9-C/P (handset)	13.33	16.00
------------------------------	-------	-------

H2ECO®

FR-SHOWER/9-PLA (fixed head)	8.33	10.00
---------------------------------	------	-------



Tablet iO Notion

- 3 outlet thermostatic shower valve with integrated outlet, handset, hose and all-flow function
- Nebula 300mm square head and shower arm
- square clic-clac bath filler waste and overflow

thermostatic cartridge V-704-34S
diverter cartridge FL-802-33/2MX
flow cartridge FL-301-RTC
minimum operating pressure 1.0 bar MP

kit comprises:

TAB-128/3WO-NOT-CP

NEB-SQ/30-SA-CP

WG-81389/SQ-C/P

2 x 3/4" female inlets

2 x 3/4" female outlets, 1 x 1/2" male outlet

includes 3/4" - 1/2" adaptors

supplied with mortar/tile guard

min-max wall mount 75-100mm

optimum installation depth 87mm

chrome	£ ex-vat	£ inc-vat
TAB-1753/WO-NOT-CP	1,229.17	1,475.00

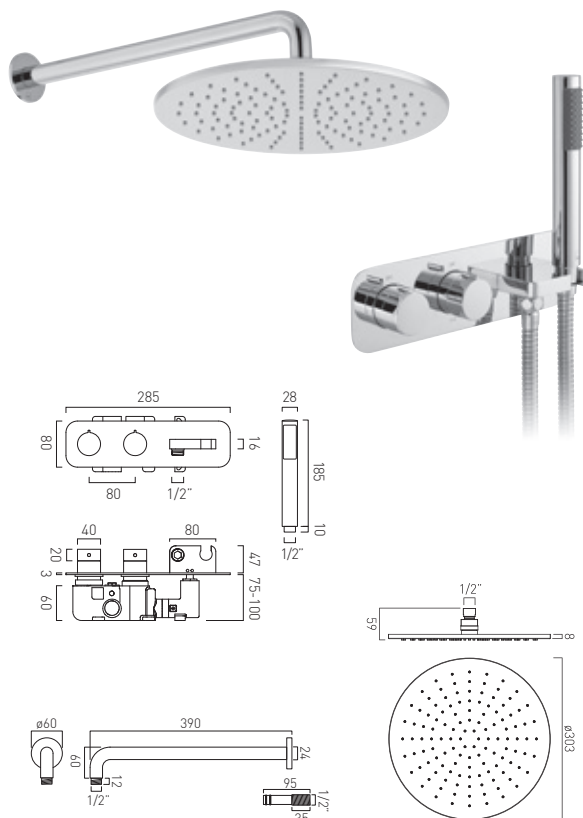
H2ECO®

FR-SHOWER/9-C/P (handset)	13.33	16.00
------------------------------	-------	-------

H2ECO®

FR-SHOWER/9-PLA (fixed head)	8.33	10.00
---------------------------------	------	-------





Tablet iO Altitude

- 2 outlet thermostatic shower valve with integrated outlet, handset and hose and all-flow function
- Nebula 300mm round head and shower arm

thermostatic cartridge C-704-34S
diverter cartridge FL-802-33/2MX
minimum operating pressure 1.0 bar MP

kit comprises:

TAB-148/2WO-ALT-CP

NEB-R0/30-SA-CP

2 x 3/4" female inlets
1 x 3/4" female outlet, 1 x 1/2" male outlet
includes 3/4" - 1/2" adaptors
supplied with mortar/tile guard
min-max wall mount 75-100mm
optimum installation depth 87mm

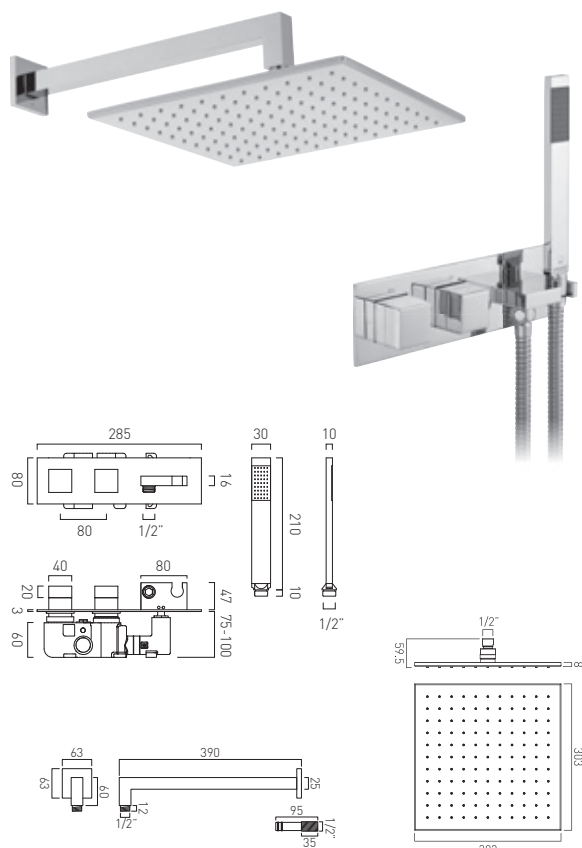
chrome	£ ex-vat	£ inc-vat
TAB-1721/WO-ALT-CP	1,050.00	1,260.00

H₂ECO®

FR-SHOWER/9-C/P (handset)	13.33	16.00
---------------------------	-------	-------

H₂ECO®

FR-SHOWER/9-PLA (fixed head)	8.33	10.00
------------------------------	------	-------



Tablet iO Notion

- 2 outlet thermostatic shower valve with integrated outlet, handset and hose and all-flow function
- Nebula 300mm square head and shower arm

thermostatic cartridge C-704-34S
diverter cartridge FL-802-33/2MX
minimum operating pressure 1.0 bar MP

kit comprises:

TAB-148/2WO-NOT-CP

NEB-SQ/30-SA-CP

2 x 3/4" female inlets
1 x 3/4" female outlet, 1 x 1/2" male outlet
includes 3/4" - 1/2" adaptors
supplied with mortar/tile guard
min-max wall mount 75-100mm
optimum installation depth 87mm

chrome	£ ex-vat	£ inc-vat
TAB-1721/WO-NOT-CP	1,050.00	1,260.00

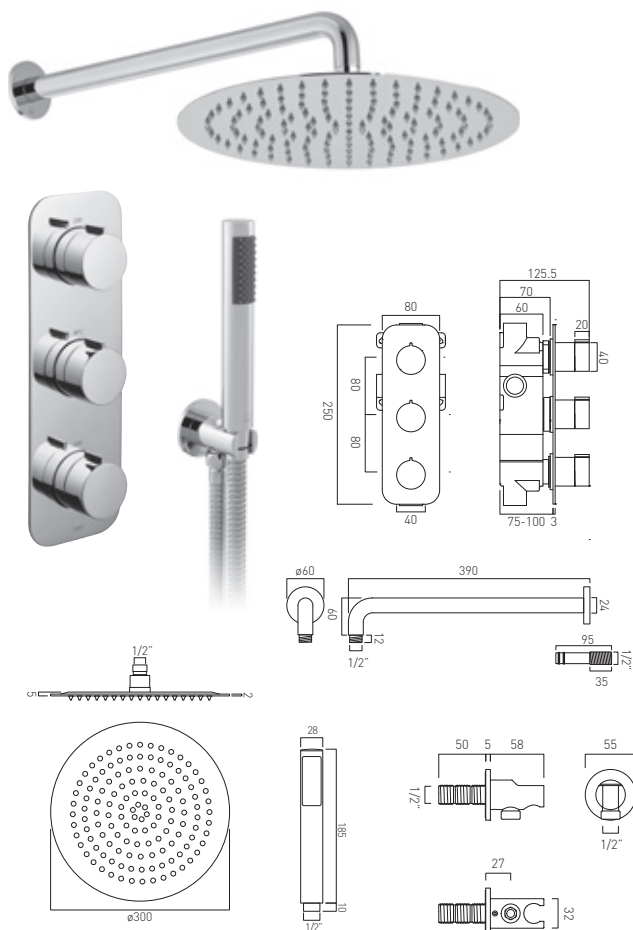
H₂ECO®

FR-SHOWER/9-C/P (handset)	13.33	16.00
---------------------------	-------	-------

H₂ECO®

FR-SHOWER/9-PLA (fixed head)	8.33	10.00
------------------------------	------	-------





Tablet Altitude Vertical

- 2 outlet thermostatic shower valve with all-flow function
- Aquablade 300mm round head and shower arm
- Zoo single function shower kit with integrated outlet and bracket

thermostatic cartridge V-704-34S
2 x flow cartridge FL-301-RTC
minimum operating pressure 1.0 bar MP

kit comprises:

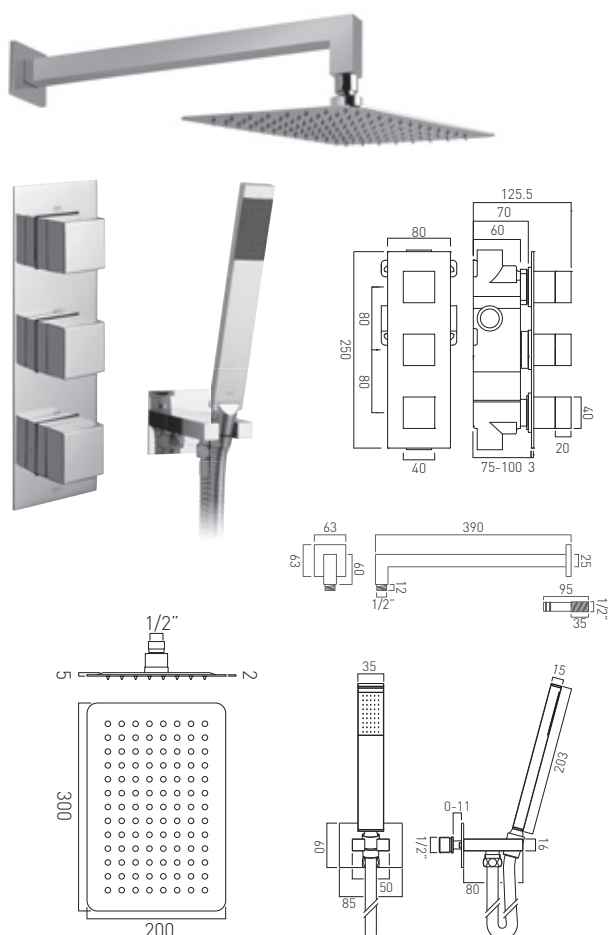
TAB-128/2-ALT-C/P

AQB-RO/30/SA-C/P

ZOO-SFMKW0-C/P

shower valve includes 3/4" - 1/2" adaptors
min-max wall mount 68-77mm (standard)
optimum installation depth 73mm (standard)

chrome	£ ex-vat	£ inc-vat
TAB-1743/ALT-CP	1,100.00	1,320.00
H₂ECO®		
FR-SHOWER/9-C/P (handset)	13.33	16.00
H₂ECO®		
FR-SHOWER/9-PLA (fixed head)	8.33	10.00



Tablet Notion Vertical

- 2 outlet thermostatic shower valve with all-flow function
- Aquablade 200mm x 300mm rectangular head and shower arm
- Instinct single function shower kit with integrated outlet and bracket

thermostatic cartridge V-704-34S
2 x flow cartridge FL-301-RTC
minimum operating pressure 1.0 bar MP

kit comprises:

TAB-128/2-NOT-C/P

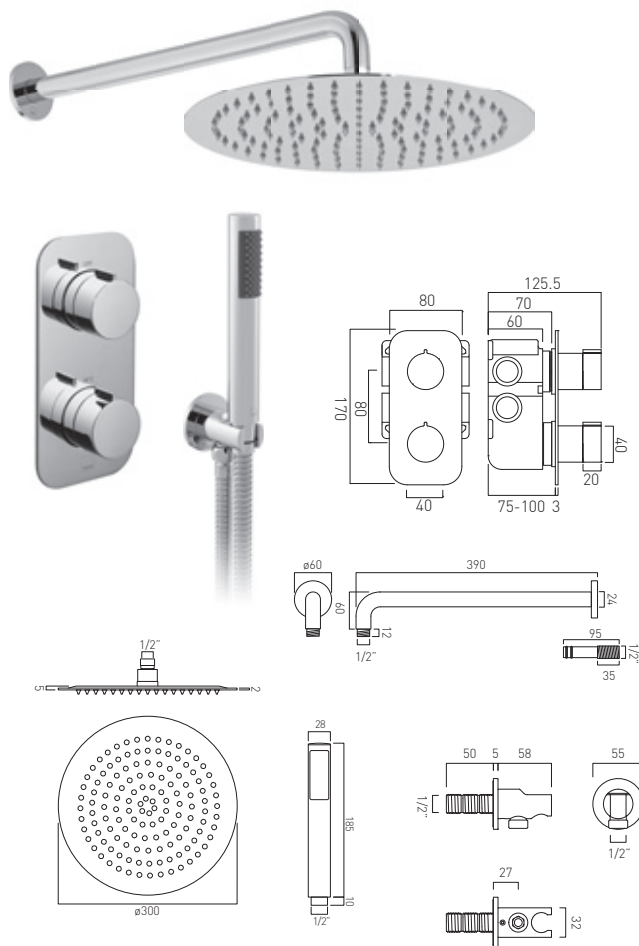
AQB-20X30/SA/A-C/P

INS-SFMKWO-C/P

shower valve includes 3/4" - 1/2" adaptors
min-max wall mount 68-77mm (standard)
optimum installation depth 73mm (standard)

chrome	£ ex-vat	£ inc-vat
TAB-1743/NOT-CP	1,120.83	1,345.00
H₂ECO®		
FR-SHOWER/9-C/P (handset)	13.33	16.00
H₂ECO®		
FR-SHOWER/9-PLA (fixed head)	8.33	10.00





Tablet Altitude Vertical

- 2 outlet thermostatic shower valve with all-flow function
- Aquablade 300mm round head with shower arm
- Zoo single function shower kit with integrated outlet and bracket

thermostatic cartridge V-704-34S
diverter cartridge FL-802-33/2MX
minimum operating pressure 1.0 bar MP

kit comprises:

TAB-148/2-ALT-C/P

AQB-R0/30/SA-C/P

ZOO-SFMKW0-C/P

shower valve includes 3/4" - 1/2" adaptors
min-max wall mount 68-77mm (standard)
optimum installation depth 73mm (standard)

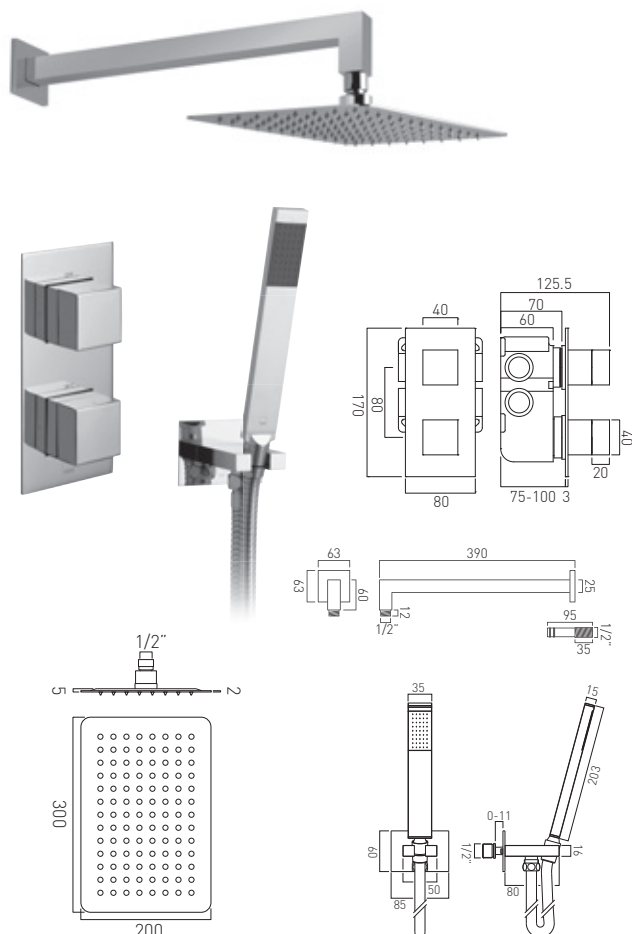
chrome	£ ex-vat	£ inc-vat
TAB-1721/ALT-CP	1,058.33	1,270.00

H₂ECO®

FR-SHOWER/9-C/P (handset)	13.33	16.00
---------------------------	-------	-------

H₂ECO®

FR-SHOWER/9-PLA (fixed head)	8.33	10.00
------------------------------	------	-------



Tablet Notion Vertical

- 2 outlet thermostatic shower valve with all-flow function
- Aquablade 200mm x 300mm rectangular head and shower arm
- Instinct single function shower kit with integrated outlet and bracket

thermostatic cartridge V-704-34S
diverter cartridge FL-802-33/2MX
minimum operating pressure 1.0 bar MP

kit comprises:

TAB-148/2-NOT-C/P

AQB-20X30/SA/A-C/P

INS-SFMKW0-C/P

shower valve includes 3/4" - 1/2" adaptors
min-max wall mount 68-77mm (standard)
optimum installation depth 73mm (standard)

chrome	£ ex-vat	£ inc-vat
TAB-1721/NOT-CP	1,079.17	1,295.00

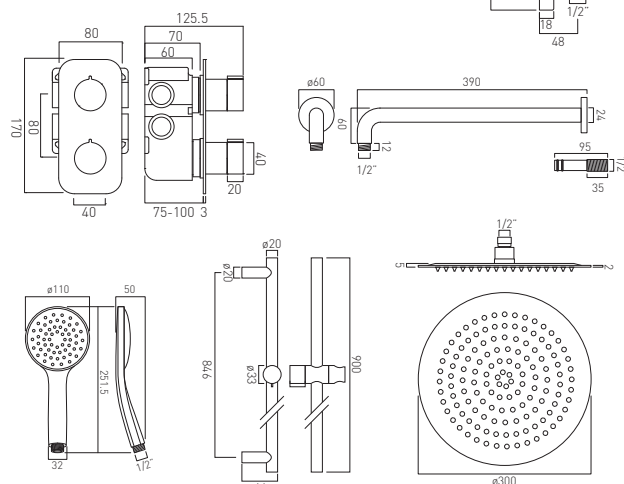
H₂ECO®

FR-SHOWER/9-C/P (handset)	13.33	16.00
---------------------------	-------	-------

H₂ECO®

FR-SHOWER/9-PLA (fixed head)	8.33	10.00
------------------------------	------	-------





Tablet Altitude Vertical

- 2 outlet thermostatic shower valve with all-flow function
- Aquablade 300mm round head with shower arm
- Atmosphere slide rail shower kit with air-injection single function handset
- Life wall outlet

thermostatic cartridge V-704-34S
diverter cartridge FL-802-33/2MX
minimum operating pressure 1.0 bar MP

kit comprises:

TAB-148/2-ALT-C/P

ATM-SFSRK/2-C/P

AQB-RO/30/SA-C/P

LIF-OUTLET-C/P

shower valve includes 3/4" - 1/2" adaptors
min-max wall mount 68-77mm (standard)
optimum installation depth 73mm (standard)

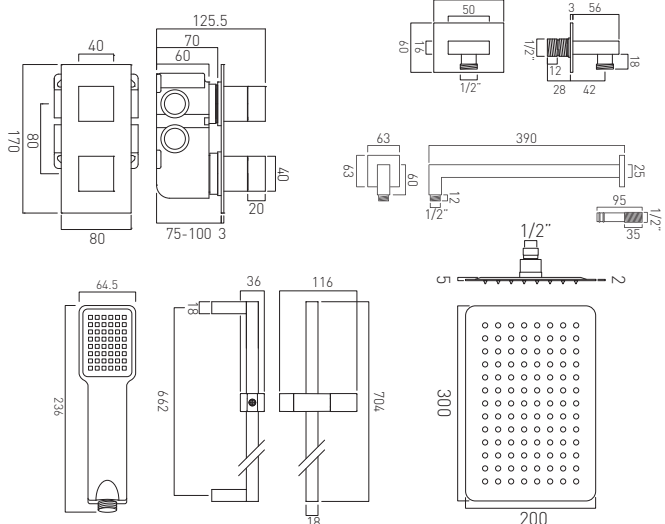
chrome	£ ex-vat	£ inc-vat
TAB-1720/ALT-AS-CP	1,175.00	1,410.00

H2ECO®

FR-SHOWER/9-C/P (handset)	13.33	16.00
------------------------------	-------	-------

H2ECO®

FR-SHOWER/9-PLA (fixed head)	8.33	10.00
---------------------------------	------	-------



Tablet Notion Vertical

- 2 outlet thermostatic shower valve with all-flow function
- Aquablade 200mm x 300mm rectangular head and shower arm
- V2 slide rail shower kit with single function handset
- Instinct wall outlet

thermostatic cartridge V-704-34S
diverter cartridge FL-802-33/2MX
minimum operating pressure 1.0 bar MP

kit comprises:

TAB-148/2-NOT-C/P

AQB-20X30/SA/A-C/P

WG-V2KIT-C/P

INS-OUTLET-C/P

shower valve includes 3/4" - 1/2" adaptors
min-max wall mount 68-77mm (standard)
optimum installation depth 73mm (standard)

chrome	£ ex-vat	£ inc-vat
TAB-1720/NOT-V2-CP	1,137.50	1,365.00

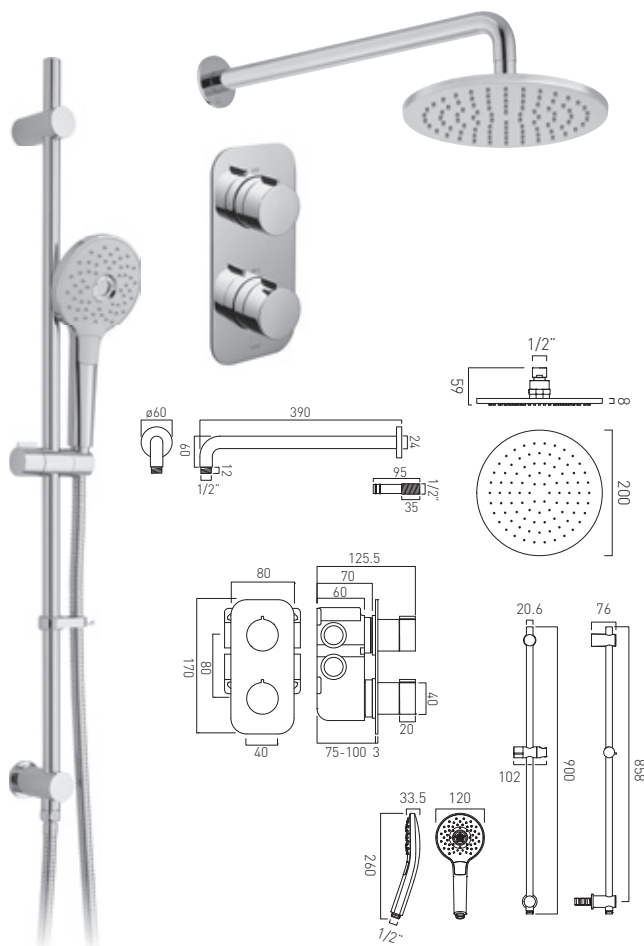
H2ECO®

FR-SHOWER/9-C/P (handset)	13.33	16.00
------------------------------	-------	-------

H2ECO®

FR-SHOWER/9-PLA (fixed head)	8.33	10.00
---------------------------------	------	-------





Tablet Altitude Vertical

- 2 outlet thermostatic shower valve with all-flow function
- Nebula 200mm round head with shower arm
- Ora 3 function slide rail shower kit with integrated outlet

thermostatic cartridge V-704-34S
diverter cartridge FL-802-33/2MX
minimum operating pressure 1.0 bar MP

kit comprises:

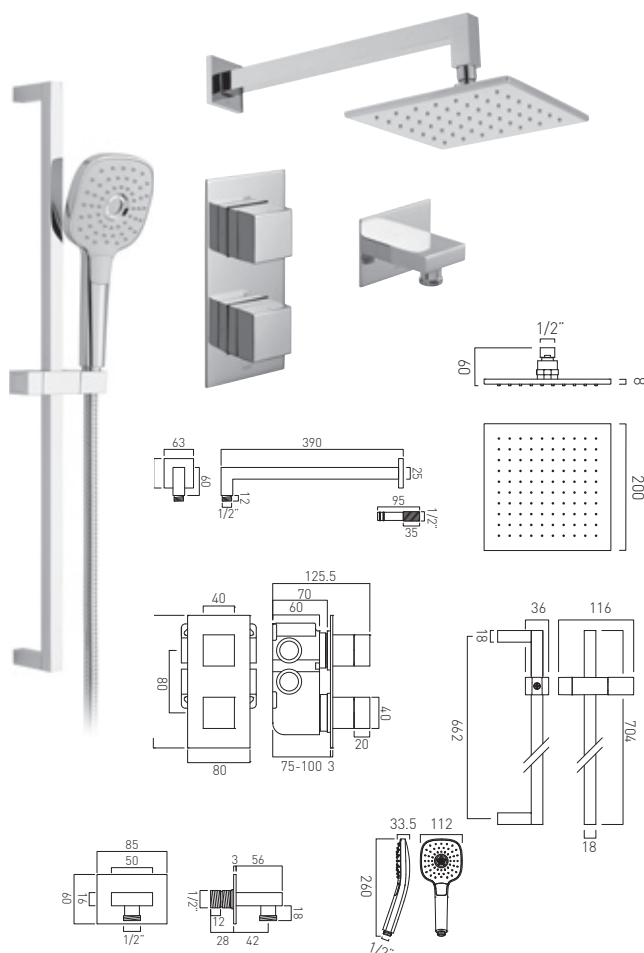
TAB-148/2-ALT-C/P
ORA-MFSRKWO-R0-CP
NEB-R0/20-SA-CP

shower valve includes 3/4" - 1/2" adaptors
min-max wall mount 75-100mm (standard)
optimum installation depth 87mm (standard)

chrome	£ ex-vat	£ inc-vat
TAB-1722/ALT-ORA-CP	1,016.67	1,220.00

H ₂ ECO®	£ ex-vat	£ inc-vat
FR-SHOWER/9-C/P (handset)	13.33	16.00

H ₂ ECO®	£ ex-vat	£ inc-vat
FR-SHOWER/9-PLA (fixed head)	8.33	10.00



Tablet Notion Vertical

- 2 outlet thermostatic shower valve with all-flow function
- Nebula 200mm square head with shower arm
- Ora 3 function slide rail shower kit
- Instinct wall outlet

thermostatic cartridge V-704-34S
diverter cartridge FL-802-33/2MX
minimum operating pressure 1.0 bar MP

kit comprises:

TAB-148/2-NOT-C/P
ORA-MFSRK/SQ-CP
NEB-SQ/20-SA-CP
INS-OUTLET-C/P

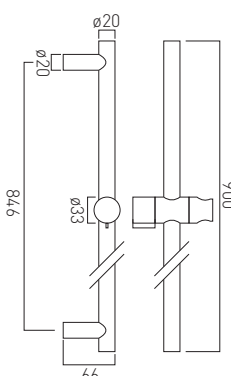
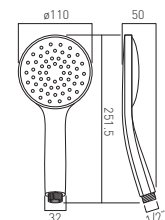
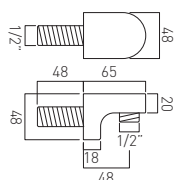
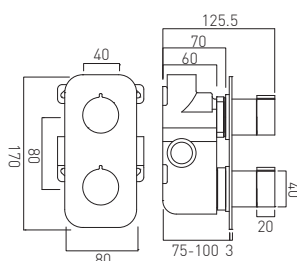
shower valve includes 3/4" - 1/2" adaptors
min-max wall mount 75-100mm (standard)
optimum installation depth 87mm (standard)

chrome	£ ex-vat	£ inc-vat
TAB-1720/NOT-ORA-CP	1,054.17	1,265.00

H ₂ ECO®	£ ex-vat	£ inc-vat
FR-SHOWER/9-C/P (handset)	13.33	16.00

H ₂ ECO®	£ ex-vat	£ inc-vat
FR-SHOWER/9-PLA (fixed head)	8.33	10.00





Tablet Altitude Vertical

- 1 outlet thermostatic shower valve
- Atmosphere slide rail shower kit with air-injection single function handset
- Life wall outlet

thermostatic cartridge V-704-34S
flow cartridge FL-301-RTC
minimum operating pressure 0.2 bar LP

kit comprises:

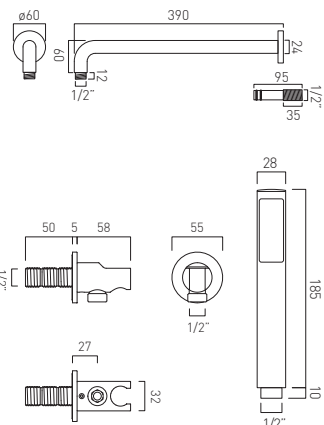
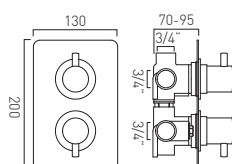
TAB-148-ALT-C/P

ATM-SFSRK/2-C/P

LIF-OUTLET-C/P

2 x 3/4" female inlets
1 x 3/4" female outlets
includes 3/4" - 1/2" adaptors
inc. bleed valve for system flush on installation
min-max wall mount 70-95mm
optimum installation depth 82mm

chrome	£ ex-vat	£ inc-vat
TAB-1710/ALT-AS-CP	766.67	920.00
H2ECO® FR-SHOWER/9-C/P	13.33	16.00



Celsius

- 3 outlet thermostatic shower valve
- Aquablade 200mm round head and shower arm
- Zoo single function shower kit with integrated outlet and bracket
- clic-clac bath filler waste and overflow

thermostatic cartridge V-704-34S
diverter cartridge FL-804-33X/3X
minimum operating pressure 1.0 bar MP

kit comprises:

CEL-148D/3/SQ-C/P

AQB-R0/20/SA-C/P

ZOO-SFMKW0-C/P

WG-81389-C/P

2 x 3/4" female inlets
3 x 3/4" female outlets
includes 3/4" - 1/2" adaptors
inc. bleed valve for system flush on installation
min-max wall mount 70-95mm
optimum installation depth 82mm

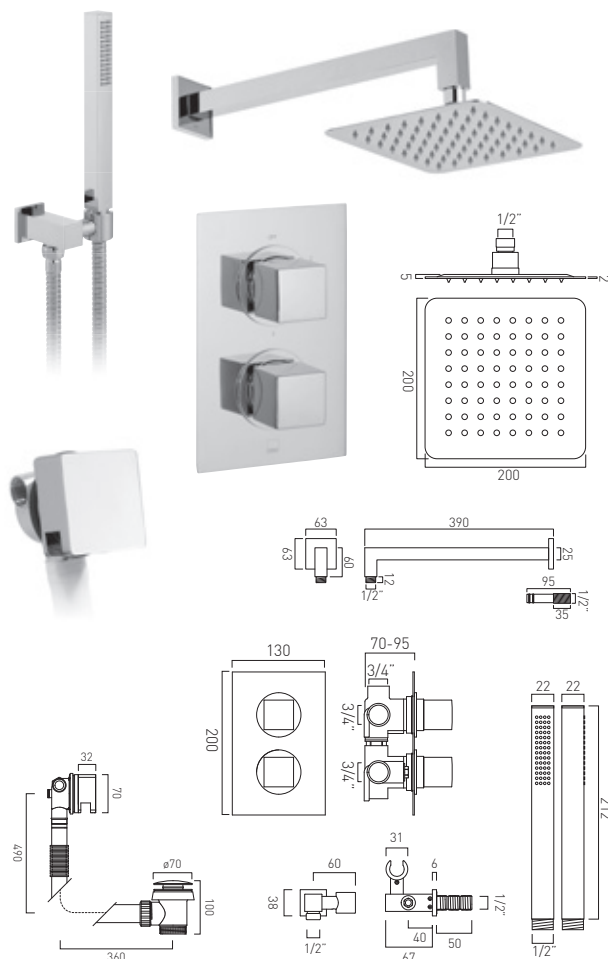
chrome	£ ex-vat	£ inc-vat
DX-173252-CELSQ-CP	1,033.33	1,240.00

H2ECO® FR-SHOWER/9-C/P (handset)	13.33	16.00
---	-------	-------

H2ECO® FR-SHOWER/9-PLA (fixed head)	8.33	10.00
--	------	-------



Tablet / DX Packages



Mix²

- 3 outlet thermostatic shower valve
- Aquablade 200mm square head and shower arm
- Mix² single function shower kit with integrated outlet and bracket
- square clic-clac bath filler waste and overflow

thermostatic cartridge V-704-34S
diverter cartridge FL-804-33X/3X
minimum operating pressure 1.0 bar MP

kit comprises:

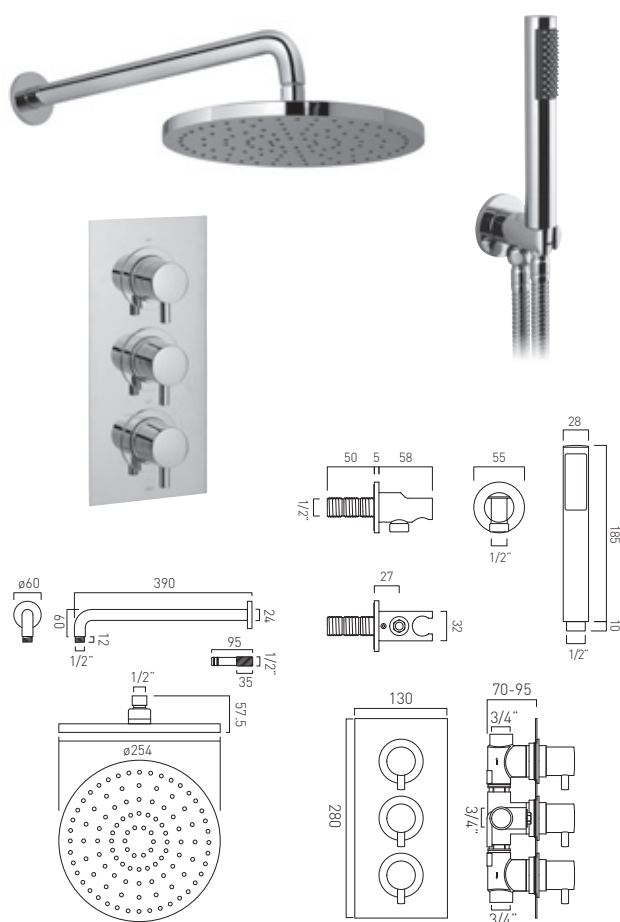
MIX-148D/3-C/P
AQB-SQ/20/SA/A-C/P
MIX-SFMKW0-C/P
WG-81389/SQ-C/P

2 x 3/4" female inlets
3 x 3/4" female outlets
includes 3/4" - 1/2" adaptors
inc. bleed valve for system flush on installation
min-max wall mount 70-95mm
optimum installation depth 82mm

chrome
DX-173252-MIX-CP £ ex-vat 1,075.00 £ inc-vat 1,290.00

H₂ECO[®]
FR-SHOWER/9-C/P (handset) 13.33 16.00

H₂ECO[®]
FR-SHOWER/9-PLA (fixed head) 8.33 10.00



Celsius

- 2 outlet thermostatic shower valve
- Saturn 254mm round head with shower arm
- Zoo single function shower kit with integrated outlet and bracket

thermostatic cartridge V-704-34S
diverter cartridge FL-301-RTC
minimum operating pressure 0.2 bar LP

kit comprises:

CEL-128D/2-C/P
WG-SATURN2/SA-C/P
Z00-SFMKW0-C/P

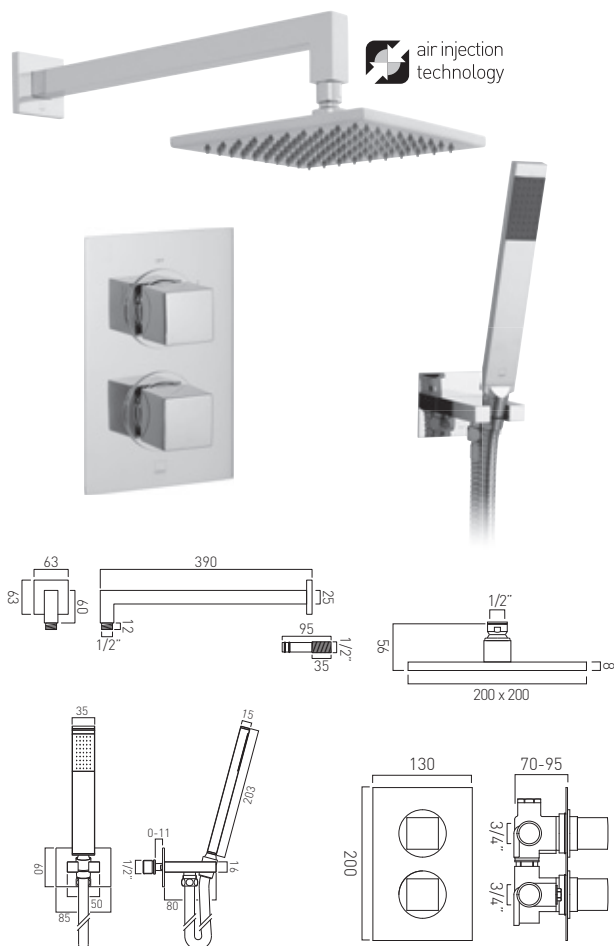
2 x 3/4" female inlets
2 x 3/4" female outlets
includes 3/4" - 1/2" adaptors
inc. bleed valve for system flush on installation
min-max wall mount 70-95mm
optimum installation depth 82mm

chrome
DX-174251-CELSQ-CP £ ex-vat 900.00 £ inc-vat 1,080.00

H₂ECO[®]
FR-SHOWER/9-C/P (handset) 13.33 16.00

H₂ECO[®]
FR-SHOWER/9-PLA (fixed head) 8.33 10.00





Mix²

- 2 outlet thermostatic shower valve
- Atmosphere 200mm square head with shower arm
- Instinct single function shower kit with integrated outlet and bracket

thermostatic cartridge V-704-34S
diverter cartridge FL-804-33X/3X
minimum operating pressure 1.0 bar MP

kit comprises:

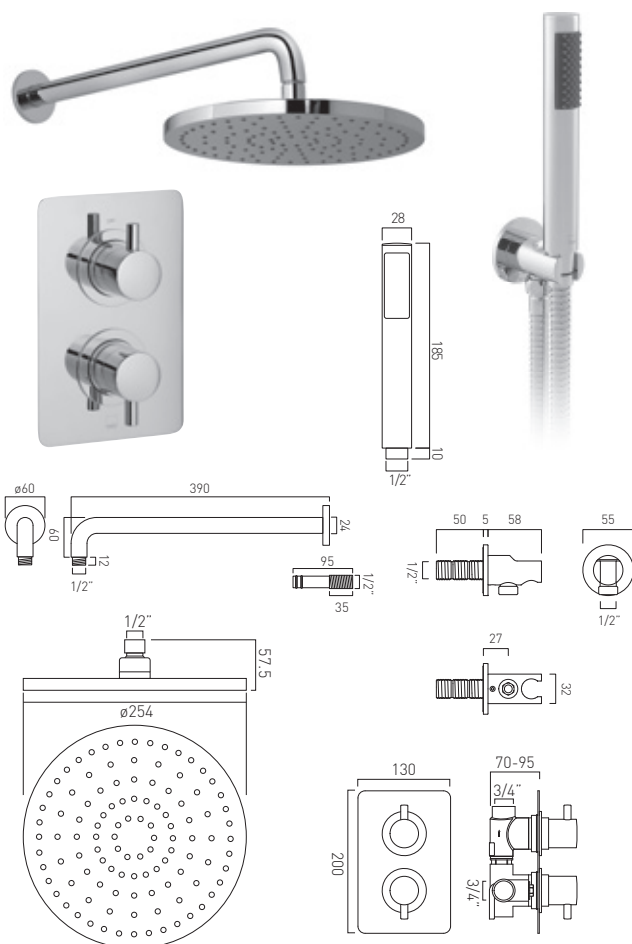
MIX-148D/2-C/P
ATM-HEADSQ/B/SA/A-CP
INS-SFMKW0-C/P

2 x 3/4" female inlets
2 x 3/4" female outlets
includes 3/4" - 1/2" adaptors
inc. bleed valve for system flush on installation
min-max wall mount 70-95mm
optimum installation depth 82mm

chrome
DX-172251-MIX-CP
£ ex-vat 1,004.17 £ inc-vat 1,205.00

H2ECO®
FR-SHOWER/9-C/P
(handset)
13.33 16.00

H2ECO®
FR-SHOWER/9-PLA
(fixed head)
8.33 10.00



Celsius

- 2 outlet thermostatic shower valve
- Saturn 254mm head with shower arm
- Zoo single function shower kit with integrated outlet and bracket

thermostatic cartridge V-704-34S
diverter cartridge FL-804-33X/3X
minimum operating pressure 0.2 bar LP

kit comprises:

CEL-148D/2/SQ-C/P
WG-SATURN2/SA-C/P
Z00-SFMKW0-C/P

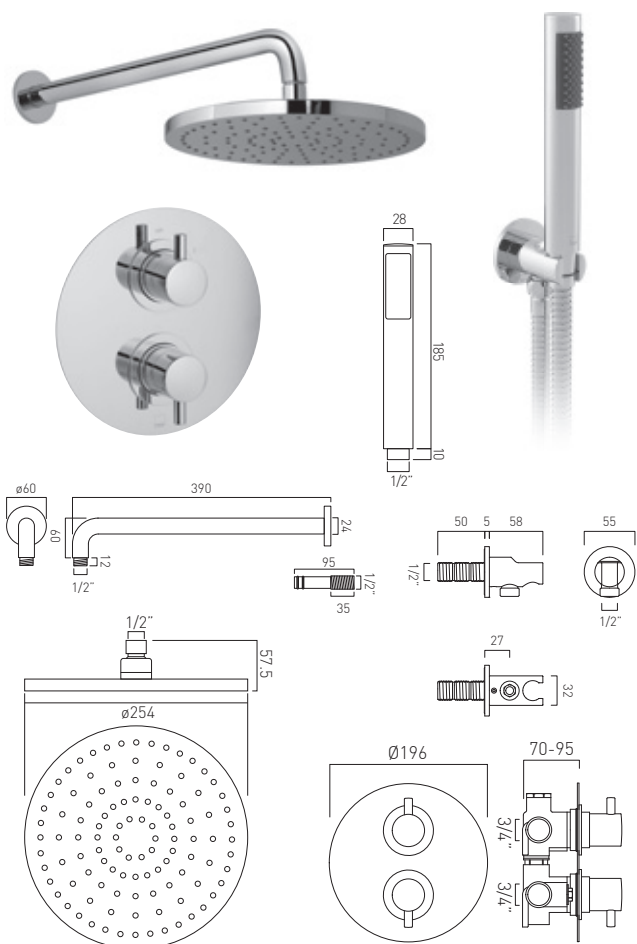
2 x 3/4" female inlets
2 x 3/4" female outlets
includes 3/4" - 1/2" adaptors
inc. bleed valve for system flush on installation
min-max wall mount 70-95mm
optimum installation depth 82mm

chrome
DX-172251-CELSQ-CP
£ ex-vat 862.50 £ inc-vat 1,035.00

H2ECO®
FR-SHOWER/9-C/P
(handset)
13.33 16.00

H2ECO®
FR-SHOWER/9-PLA
(fixed head)
8.33 10.00





Celsius

- 2 outlet thermostatic shower valve
- Saturn 254mm head with shower arm
- Zoo single function shower kit with integrated outlet and bracket

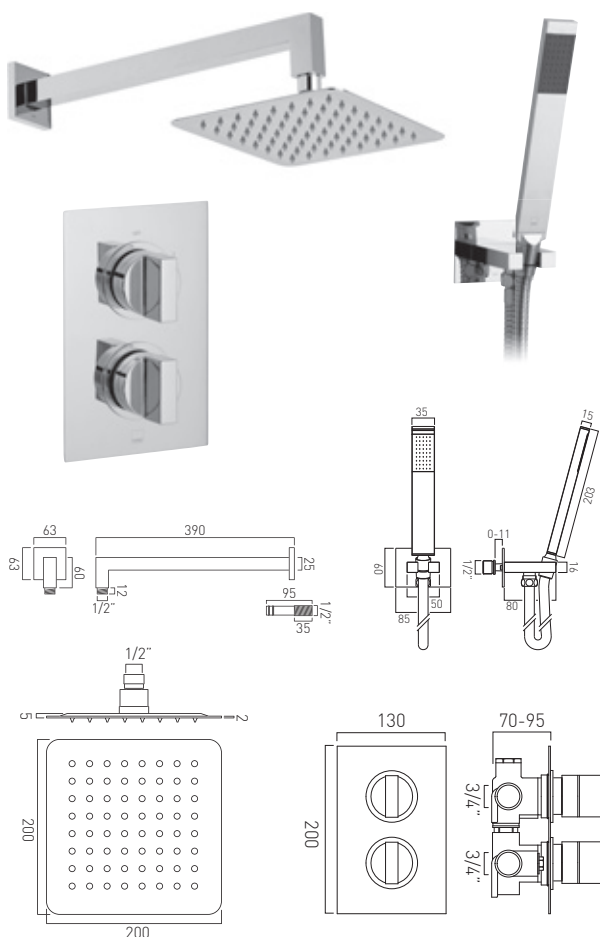
thermostatic cartridge V-704-34S
diverter cartridge FL-804-33X/3X
minimum operating pressure 0.2 bar LP

kit comprises:

CEL-148D/2/RO-C/P
WG-SATURN2/SA-C/P
ZOO-SFMKW0-C/P

2 x 3/4" female inlets
2 x 3/4" female outlets
includes 3/4" - 1/2" adaptors
inc. bleed valve for system flush on installation
min-max wall mount 70-95mm
optimum installation depth 82mm

chrome	£ ex-vat	£ inc-vat
DX-172251-CELRO-CP	862.50	1,035.00
H2ECO® FR-SHOWER/9-C/P (handset)	13.33	16.00
H2ECO® FR-SHOWER/9-PLA (fixed head)	8.33	10.00



Notion

- 2 outlet thermostatic shower valve
- Aquablade 200mm square head with shower arm
- Instinct single function shower kit with integrated outlet and bracket

thermostatic cartridge V-704-34S
diverter cartridge FL-804-33X/3X
minimum operating pressure 0.2 bar LP

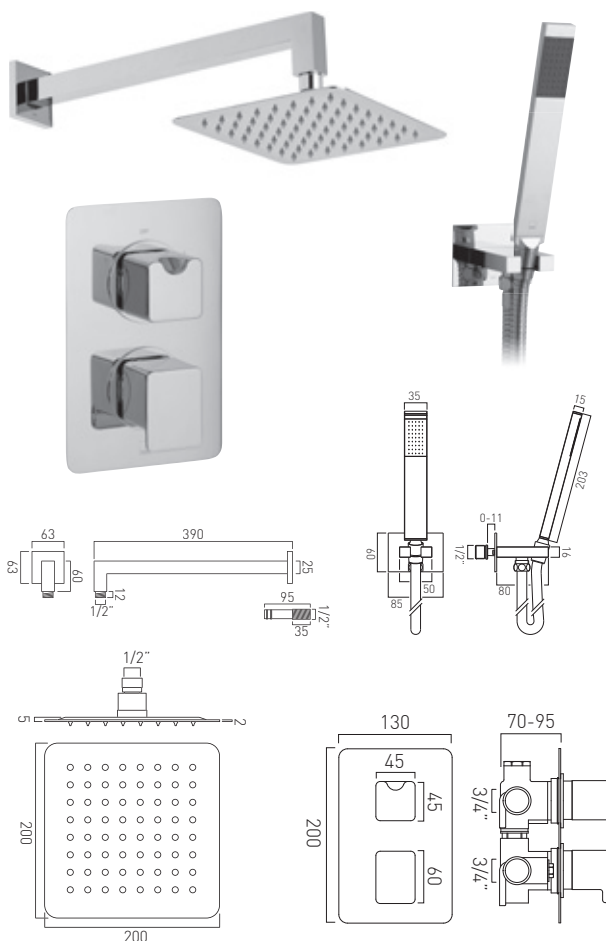
kit comprises:

NOT-148D/2-C/P
AQB-SQ/20/SA/A-C/P
INS-SFMKW0-C/P

2 x 3/4" female inlets
2 x 3/4" female outlets
includes 3/4" - 1/2" adaptors
inc. bleed valve for system flush on installation
min-max wall mount 70-95mm
optimum installation depth 82mm

chrome	£ ex-vat	£ inc-vat
DX-172251-NOT-CP	929.17	1,115.00
H2ECO® FR-SHOWER/9-C/P (handset)	13.33	16.00
H2ECO® FR-SHOWER/9-PLA (fixed head)	8.33	10.00





Phase

- 2 outlet thermostatic shower valve
- Aquablade 200mm square head with shower arm
- Instinct single function shower kit with integrated outlet and bracket

thermostatic cartridge V-704-34S
diverter cartridge FL-804-33X/3X
minimum operating pressure 0.2 bar LP

kit comprises:

PHA-148D/2-C/P

AQB-SQ/20/SA/A-C/P

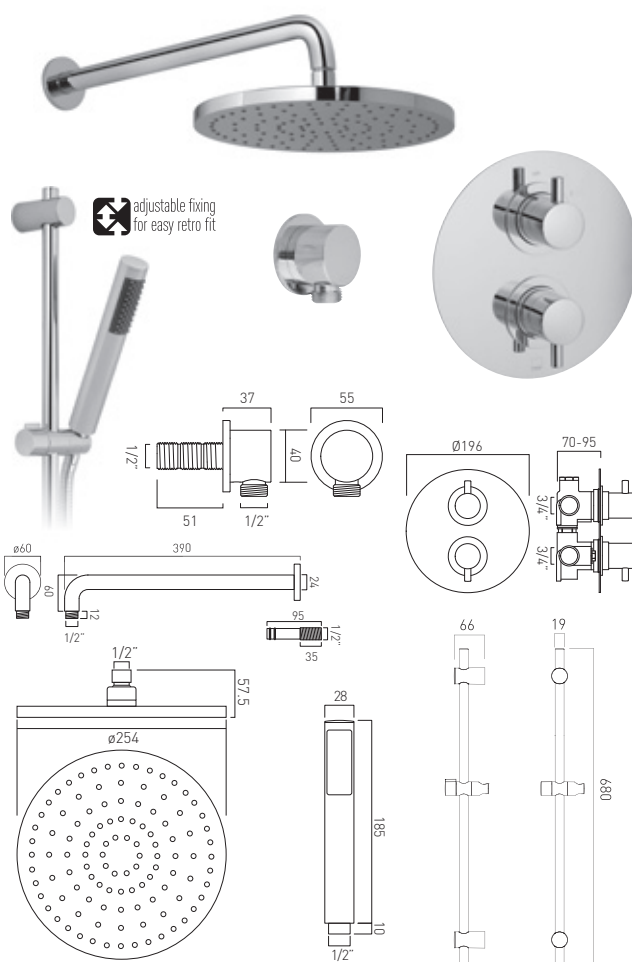
INS-SFMKW0-C/P

2 x 3/4" female inlets
2 x 3/4" female outlets
includes 3/4" - 1/2" adaptors
inc. bleed valve for system flush on installation
min-max wall mount 70-95mm
optimum installation depth 82mm

chrome	£ ex-vat	£ inc-vat
DX-172251-PHA-CP	929.17	1,115.00

H2ECO®		
FR-SHOWER/9-C/P (handset)	13.33	16.00

H2ECO®		
FR-SHOWER/9-PLA (fixed head)	8.33	10.00



Celsius

- 2 outlet thermostatic shower valve
- Saturn 254mm head with shower arm
- Venus single function slide rail shower kit
- Elements wall outlet

thermostatic cartridge V-704-34S
diverter cartridge FL-804-33X/3X
minimum operating pressure 0.2 bar LP

kit comprises:

CEL-148D/2/R0-C/P

WG-SATURN2/SA-C/P

ELE-OUTLET2-C/P

WG-VENUSKIT-C/P

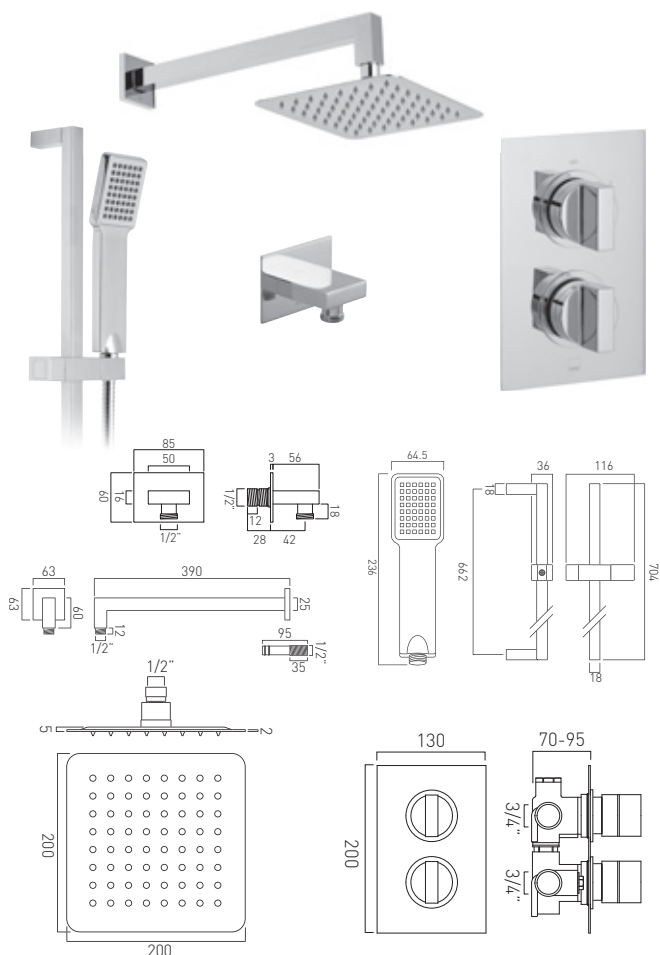
2 x 3/4" female inlets
2 x 3/4" female outlets
includes 3/4" - 1/2" adaptors
inc. bleed valve for system flush on installation
min-max wall mount 70-95mm
optimum installation depth 82mm

chrome	£ ex-vat	£ inc-vat
DX-172250-CELRO-CP	900.00	1,080.00

H2ECO®		
FR-SHOWER/9-C/P (handset)	13.33	16.00

H2ECO®		
FR-SHOWER/9-PLA (fixed head)	8.33	10.00





Notion

- 2 outlet thermostatic shower valve
- Aquablade 200mm square head with shower arm
- V2 single function slide rail shower kit
- Instinct wall outlet

thermostatic cartridge V-704-34S
diverter cartridge FL-804-33X/3X
minimum operating pressure 0.2 bar LP

kit comprises:

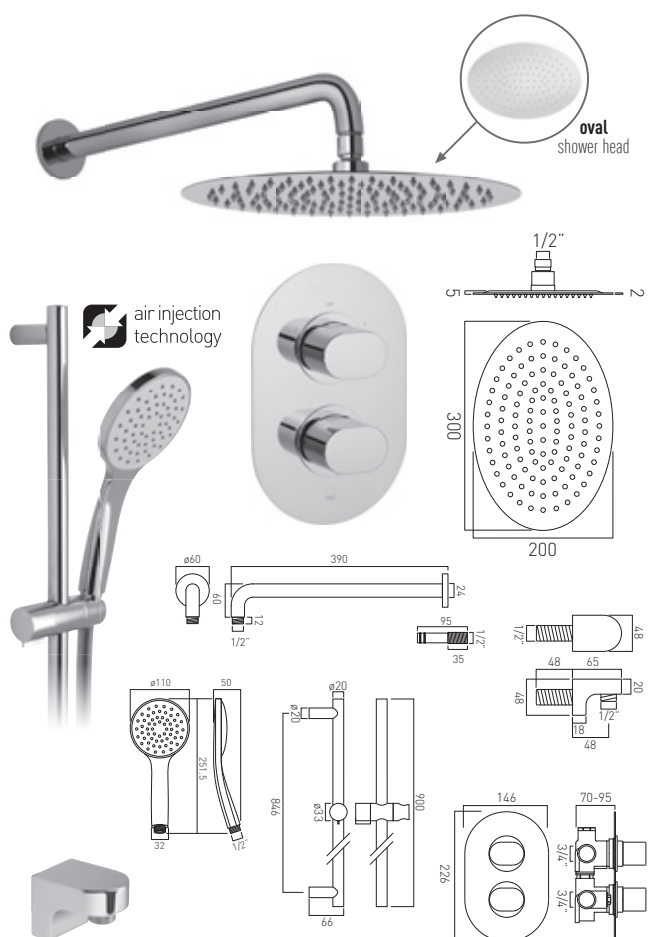
NOT-148D/2-C/P
AQB-SQ/20/SA/A-C/P
WG-V2KIT-C/P
INS-OUTLET-C/P

2 x 3/4" female inlets
2 x 3/4" female outlets
includes 3/4" - 1/2" adaptors
inc. bleed valve for system flush on installation
min-max wall mount 70-95mm
optimum installation depth 82mm

chrome	£ ex-vat	£ inc-vat
DX-172250-NOT-CP	987.50	1,185.00

H2ECO® FR-SHOWER/9-C/P (handset)	13.33	16.00
---	-------	-------

H2ECO® FR-SHOWER/9-PLA (fixed head)	8.33	10.00
--	------	-------



Life

- 2 outlet thermostatic shower valve
- Aquablade 200mm x 300mm oval head with shower arm
- Atmosphere slide rail shower kit with air injection single function handset
- Life wall outlet

thermostatic cartridge V-704-34S
diverter cartridge FL-804-33X/3X
minimum operating pressure 1.0 bar MP

kit comprises:

LIF-148D/2-C/P
ATM-SFSRK/2-C/P
AQB-OV/30/SA-C/P
LIF-OUTLET-C/P

2 x 3/4" female inlets
2 x 3/4" female outlets
includes 3/4" - 1/2" adaptors
inc. bleed valve for system flush on installation
min-max wall mount 70-95mm
optimum installation depth 82mm

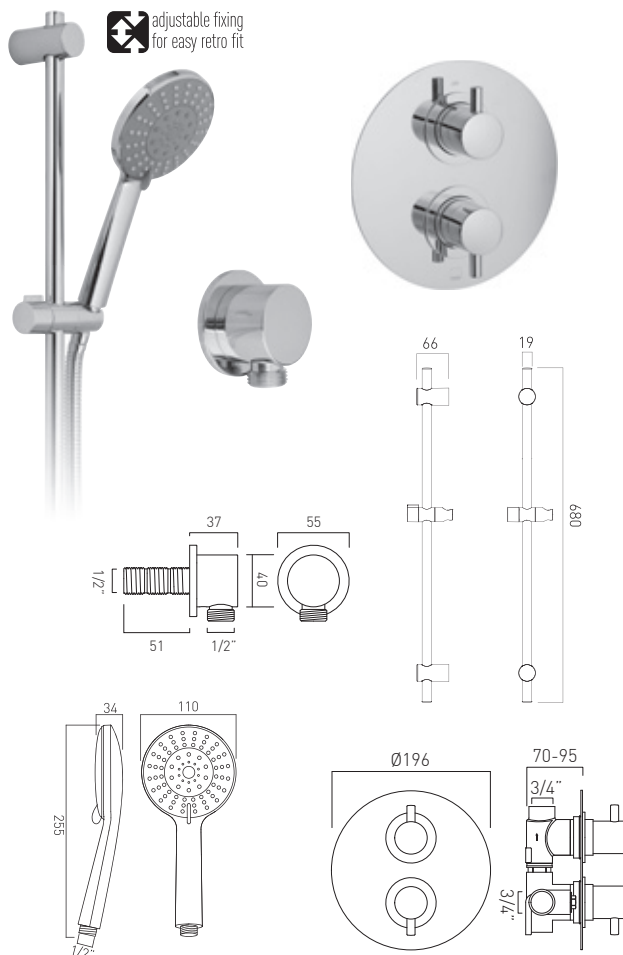
chrome	£ ex-vat	£ inc-vat
DX-172250-LIF-CP	1,100.00	1,320.00

H2ECO® FR-SHOWER/9-C/P (handset)	13.33	16.00
---	-------	-------

H2ECO® FR-SHOWER/9-PLA (fixed head)	8.33	10.00
--	------	-------



DX Valve Packages



Celsius

- 1 outlet thermostatic shower valve
- Evolve 4 function slide rail shower kit
- Elements wall outlet

thermostatic cartridge V-704-34S

flow cartridge C-301-RTC

minimum operating pressure 0.2 bar LP

kit comprises:

CEL-148D/RO-C/P

EVO-MFSRK-DB-C/P

ELE-OUTLET2-CP

2 x 3/4" female inlets

1 x 3/4" female outlets

includes 3/4" - 1/2" adaptors

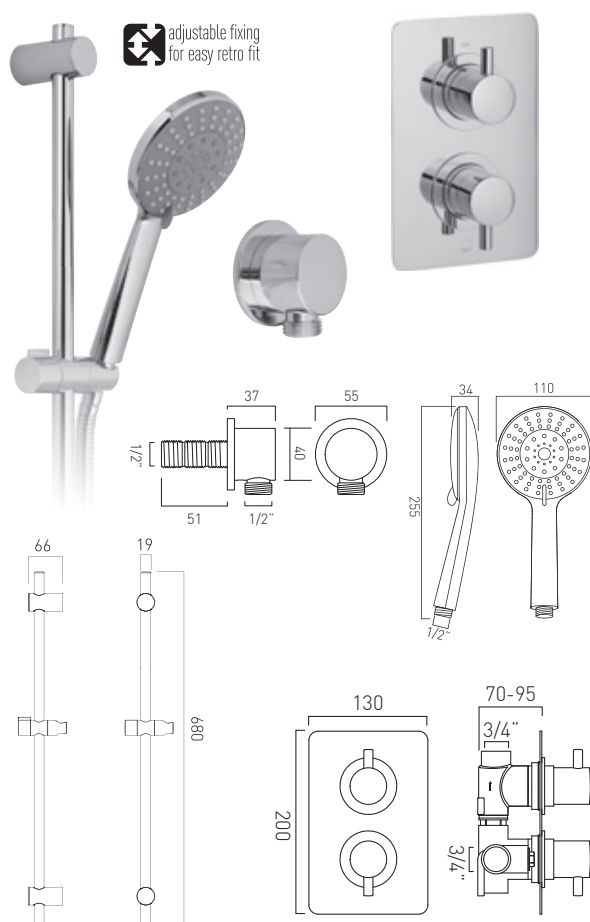
inc. bleed valve for system flush on installation

min-max wall mount 70-95mm

optimum installation depth 82mm

chrome	£ ex-vat	£ inc-vat
DX-17120-CELRO-CP	637.50	765.00

H2ECO®	£ ex-vat	£ inc-vat
FR-SHOWER/9-C/P	13.33	16.00



Celsius

- 1 outlet thermostatic shower valve
- Evolve 4 function slide rail shower kit
- Elements wall outlet

thermostatic cartridge V-704-34S

flow cartridge C-301-RTC

minimum operating pressure 0.2 bar LP

kit comprises:

CEL-148D/SQ-C/P

EVO-MFSRK-DB-C/P

ELE-OUTLET2-CP

2 x 3/4" female inlets

1 x 3/4" female outlets

includes 3/4" - 1/2" adaptors

inc. bleed valve for system flush on installation

min-max wall mount 70-95mm

optimum installation depth 82mm

chrome	£ ex-vat	£ inc-vat
DX-17120-CELSQ-CP	637.50	765.00

H2ECO®	£ ex-vat	£ inc-vat
FR-SHOWER/9-C/P	13.33	16.00





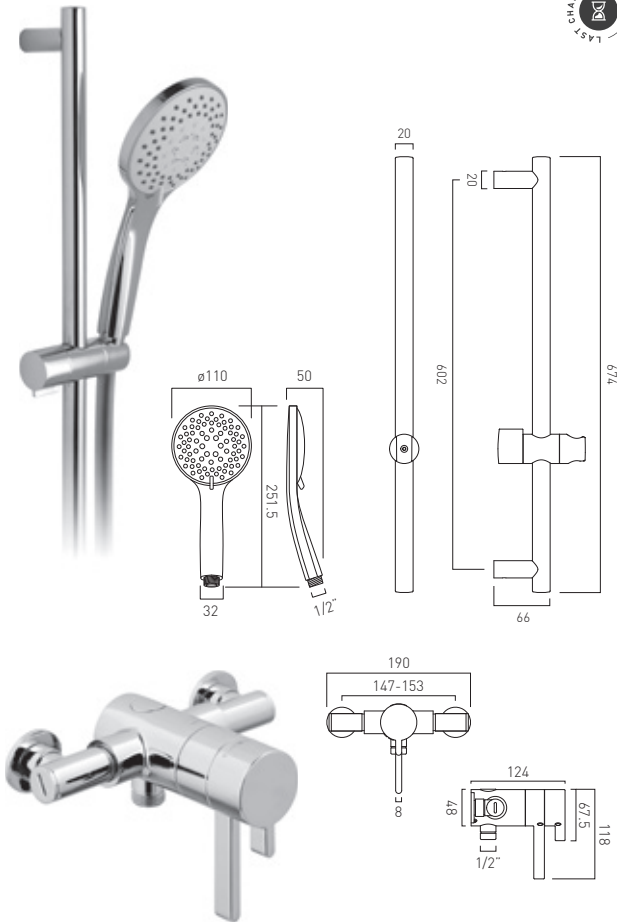
- exposed thermostatic 3/4" mini concentric shower valve
- Atmosphere slide rail shower kit with air-injection 5 function handset

concentric cartridge FL-0701-40L
minimum operating pressure 1.0 bar MP

kit comprises:

WG-179M-CP
ATM-MFSRK-C/P

chrome	£ ex-vat	£ inc-vat
WG-1760-ATM-CP	329.17	395.00
H2ECO®		
FR-SHOWER/9-C/P	13.33	16.00



Celsius

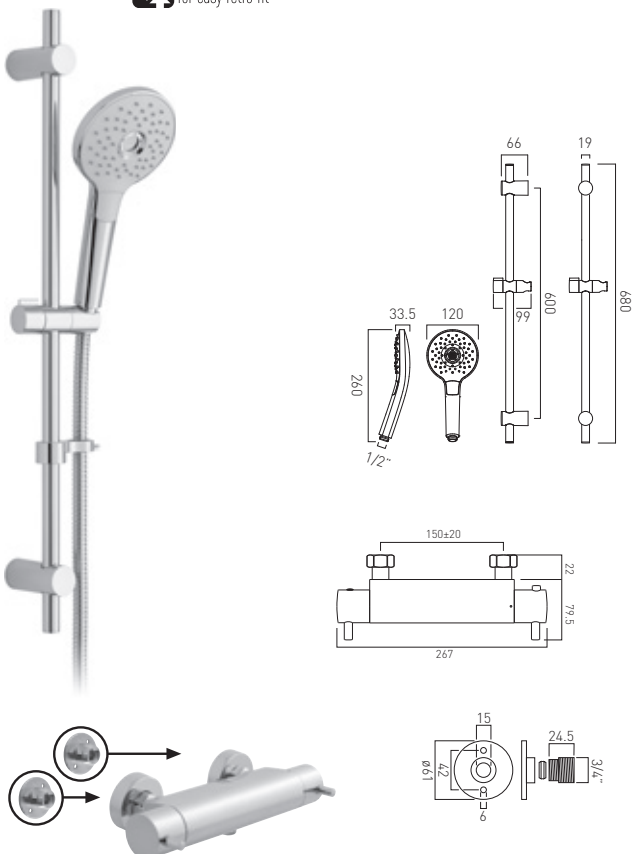
- exposed round thermostatic 3/4" shower valve
- Ora 3 function slide rail shower kit
- easy-fit wall mounting brackets

thermostatic cartridge V-704-34S
flow cartridge C-301-RTC
minimum operating pressure 1.0 bar MP

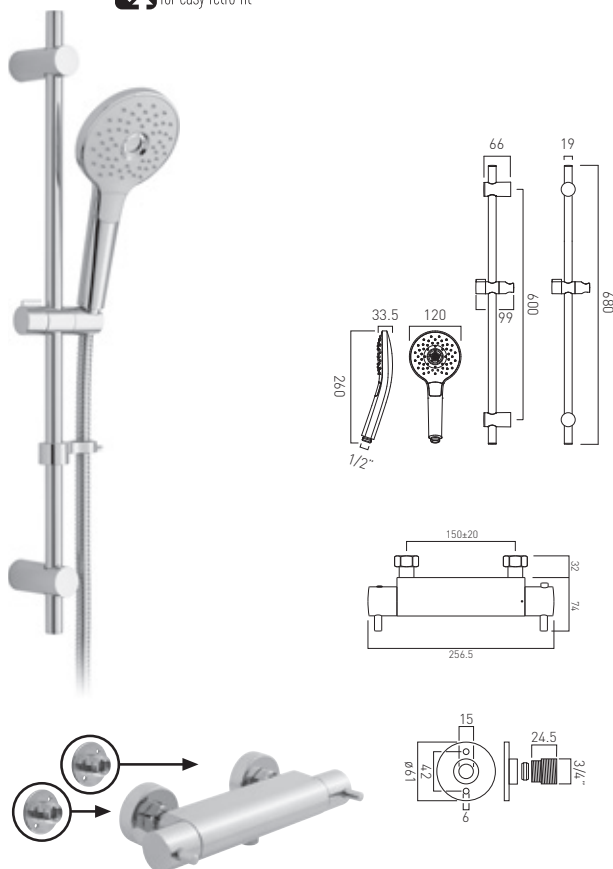
kit comprises:

ORA-MFSRK/RO-CP
CEL-149-3/4-C/P
WG-049BRACK+SHR-C/P

chrome	£ ex-vat	£ inc-vat
CEL-1701-3/4-ORA-CP	466.67	560.00
H2ECO®		
FR-SHOWER/9-C/P	13.33	16.00



adjustable fixing
for easy retro fit



Celsius

- exposed round thermostatic 1/2" shower valve
- Ora 3 function slide rail shower kit
- easy-fit wall mounting brackets

thermostatic cartridge V-704-34S
flow cartridge C-202-RTC
minimum operating pressure 1.0 bar MP

kit comprises:

ORA-MFSRK/R0-CP

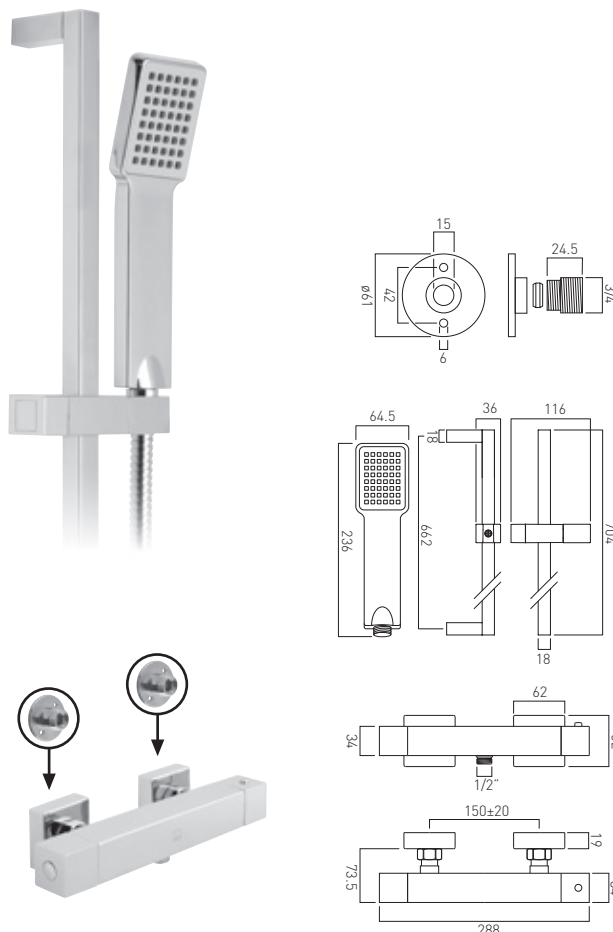
CEL-149-1/2-C/P

WG-049BRACK+SHR-C/P

chrome	£ ex-vat	£ inc-vat
CEL-1701-1/2-ORA-CP	387.50	465.00

H2ECO®	£ ex-vat	£ inc-vat
FR-SHOWER/9-C/P	13.33	16.00

1 outlet



Té

- exposed square thermostatic 1/2" shower valve
- V2 single function slide rail shower kit
- easy-fit wall mounting brackets

thermostatic cartridge V-703-34S
flow cartridge TE-002B-1/2
minimum operating pressure 0.2 bar LP

kit comprises:

WG-V2KIT-C/P

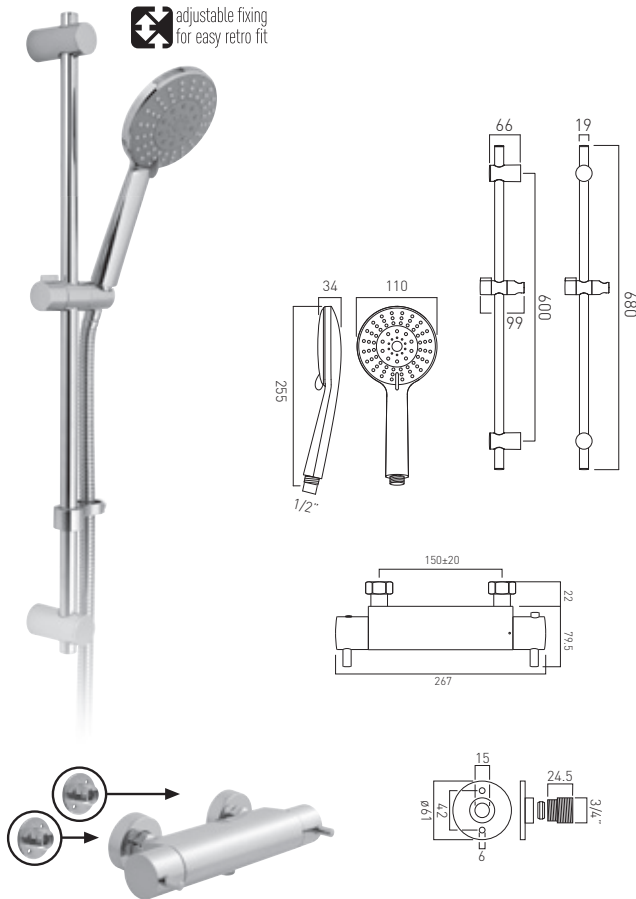
TE-149T-C/P

WG-049BRACK+SHR-C/P

chrome	£ ex-vat	£ inc-vat
WG-TEBOX149/B-1/2-CP	437.50	525.00

H2ECO®	£ ex-vat	£ inc-vat
FR-SHOWER/9-C/P	13.33	16.00

1 outlet



Celsius

- exposed round thermostatic 3/4" shower valve
- Evolve 4 function slide rail shower kit
- easy-fit wall mounting brackets

thermostatic cartridge V-704-34S
flow cartridge C-301-RTC
minimum operating pressure 0.2 bar LP

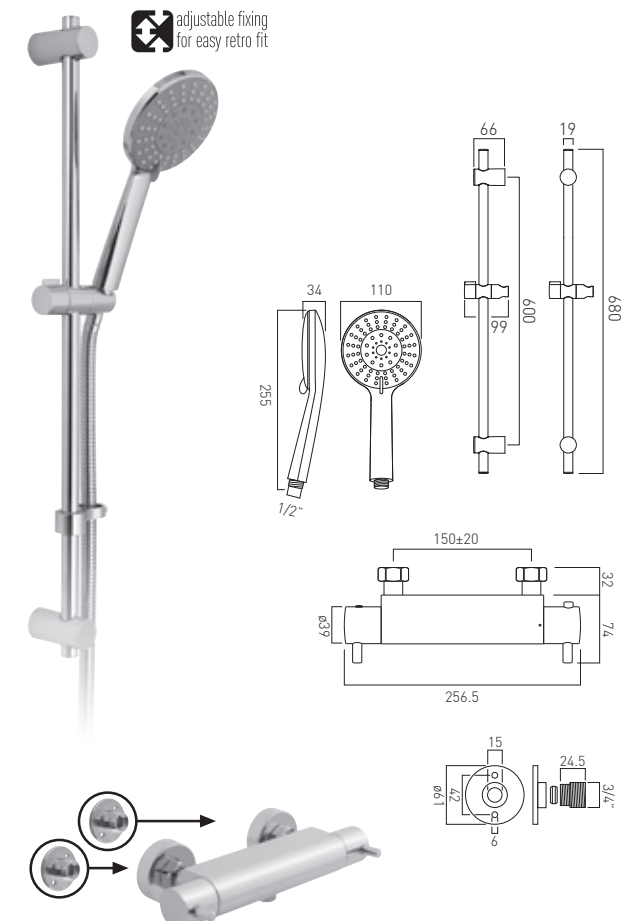
kit comprises:

EVO-MFSRK-DB-C/P

CEL-149-3/4-C/P

WG-049BRACK+SHR-C/P

chrome	£ ex-vat	£ inc-vat
CEL-1701-3/4-11-C/P	466.67	560.00
H2ECO®		
FR-SHOWER/9-C/P	13.33	16.00



Celsius

- exposed round thermostatic 1/2" shower valve
- Evolve 4 function slide rail shower kit
- easy-fit wall mounting brackets

thermostatic cartridge V-704-34S
flow cartridge C-202-RTC
minimum operating pressure 0.2 bar LP

kit comprises:

EVO-MFSRK-DB-C/P

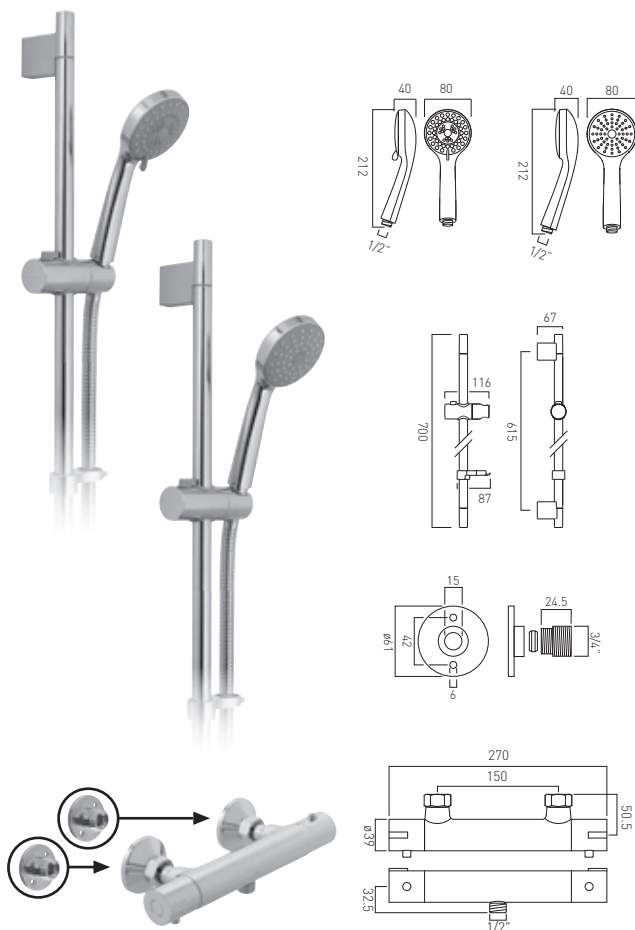
CEL-149-1/2-C/P

WG-049BRACK+SHR-C/P

chrome	£ ex-vat	£ inc-vat
CEL-1701-1/2-11-C/P	387.50	465.00
H2ECO®		
FR-SHOWER/9-C/P	13.33	16.00



Exposed Packages



Prima

- exposed round thermostatic 1/2" shower valve
- Eris 3 function slide rail shower kit
- easy-fit wall mounting brackets

thermostatic cartridge V-703-34S

flow cartridge C-203-RTC

minimum operating pressure 0.2 bar LP

kit comprises:

ERI-MFSRK-DB-C/P

DGS-149-1/2-C/P

WG-049BRACK+SHR-C/P

chrome	£ ex-vat	£ inc-vat
PRIMABOX4/B-MF-C/P	262.50	315.00

H₂ECO®

FR-SHOWER/9-C/P	13.33	16.00
-----------------	-------	-------



Prima

- exposed round thermostatic 1/2" shower valve
- Eris single function slide rail shower kit
- wall mounting brackets

thermostatic cartridge V-703-34S

flow cartridge C-203-RTC

minimum operating pressure 0.2 bar LP

kit comprises:

ERI-SFSRK-DB-C/P

DGS-149-1/2-C/P

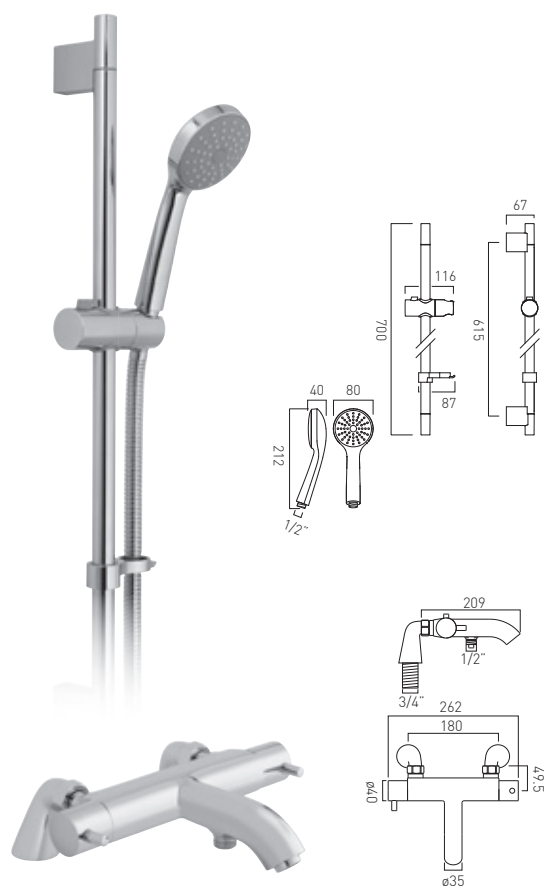
WG-049BRACK+SHR-C/P

chrome	£ ex-vat	£ inc-vat
PRIMABOX4/B-SF-C/P	245.83	295.00

H₂ECO®

FR-SHOWER/9-C/P	13.33	16.00
-----------------	-------	-------

1 outlet



Celsius

- exposed round thermostatic bath shower mixer
- Eris single function slide rail shower kit

thermostatic cartridge V-704-34S

diverter cartridge CEL-001G-V2-DIV

3/4" x 50mm threaded connection on legs

deck mount drill hole diameter 28mm

minimum operating pressure 1.5 bar MP

kit comprises:

ERI-SFSRK-DB-C/P

CEL-131T-C/P

chrome	£ ex-vat	£ inc-vat
CEL-131T+SRK-C/P	354.17	425.00

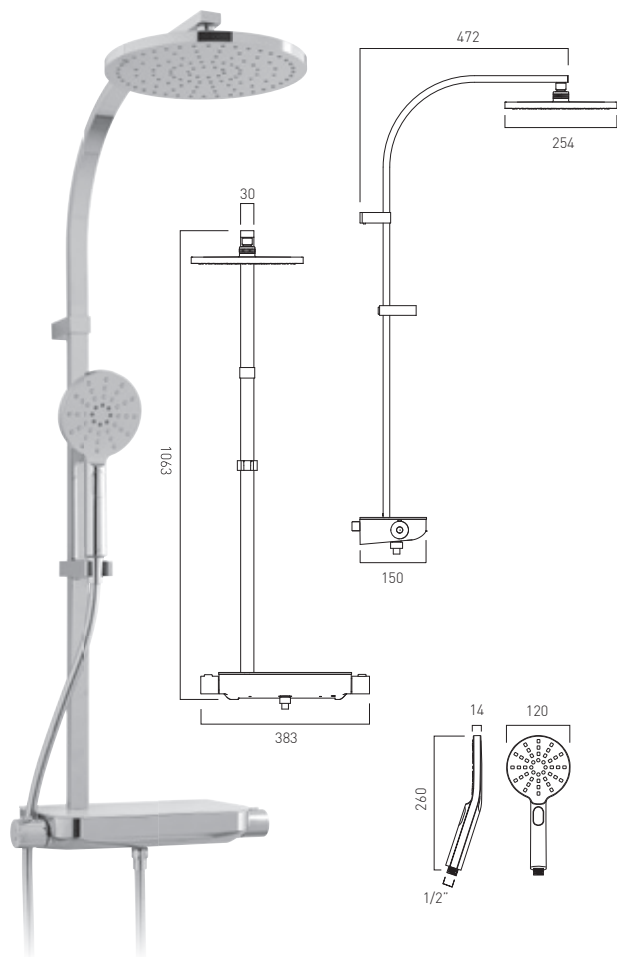
H₂ECO®

FR-SHOWER/9-C/P	13.33	16.00
-----------------	-------	-------

2outlet



Shower Columns



Strata

- thermostatic shower valve with integrated diverter and rigid riser
- glass topped valve doubles as a shelf
- Saturn 254mm (10") round shower head
- Nebula round 3 function shower handset
- easy-fit brackets included

thermostatic cartridge V-703-34S
flow cartridge STRA-002A-PLA
minimum operating pressure 1.0 bar MP

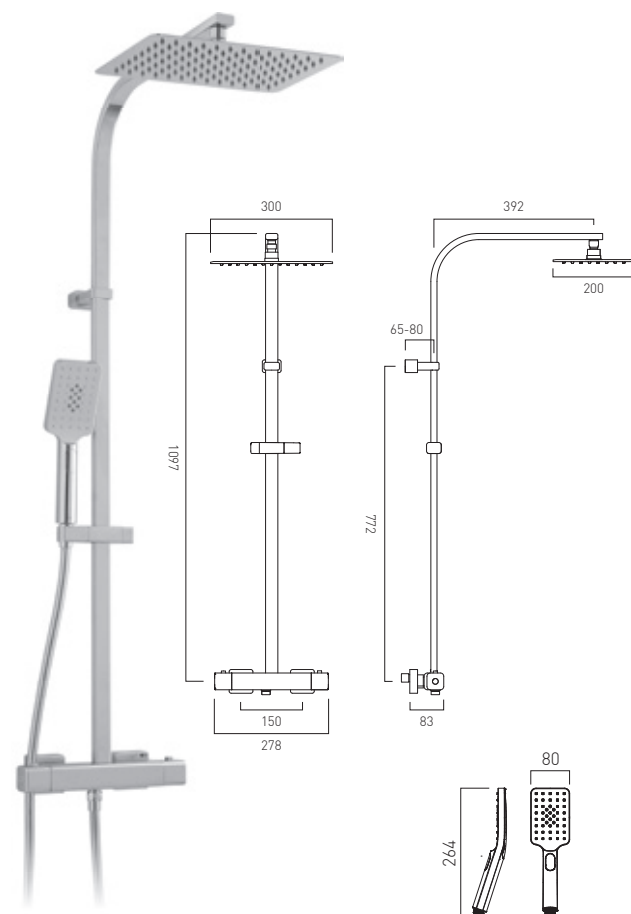
chrome	£ ex-vat	£ inc-vat
STRA-149RRK-CP	875.00	1,050.00

H₂ECO®

FR-SHOWER/9-C/P (handset)	13.33	16.00
------------------------------	-------	-------

H₂ECO®

FR-SHOWER/9-PLA (fixed head)	8.33	10.00
---------------------------------	------	-------



Phase

- square thermostatic shower valve with integrated diverter and rigid riser
- Aquablade 300mm x 200mm rectangular shower head
- Nebula square 3 function shower handset
- 15mm depth adjustment tolerance: min 65mm – max 80mm
- offset connectors and easy-fit bracket included

thermostatic cartridge V-703-34S
flow cartridge VEL-002A-C/P
minimum operating pressure 1.0 bar MP

chrome	£ ex-vat	£ inc-vat
PHA-149RRK-CP	791.67	950.00

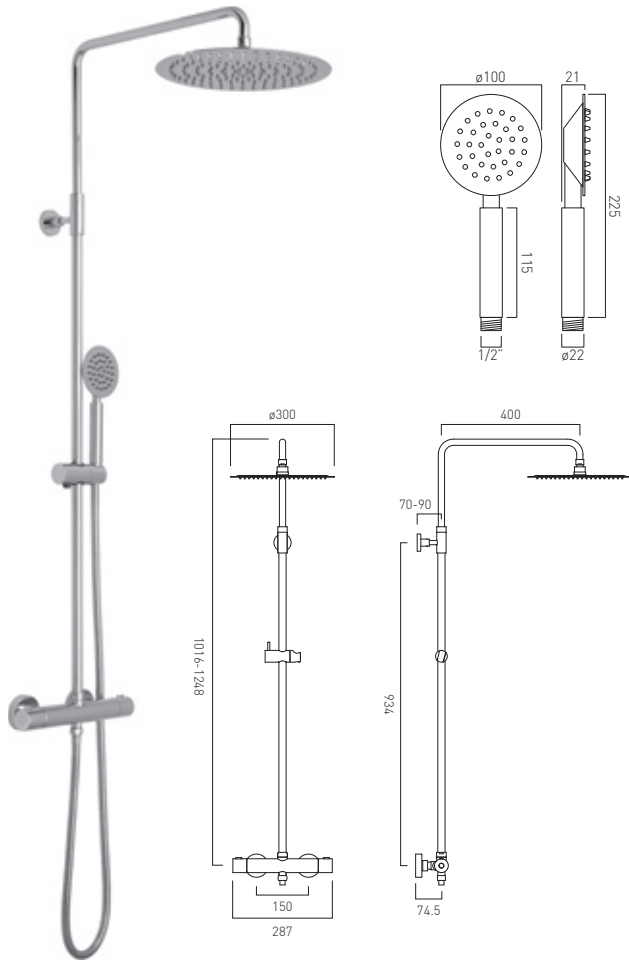
H₂ECO®

FR-SHOWER/9-C/P (handset)	13.33	16.00
------------------------------	-------	-------

H₂ECO®

FR-SHOWER/9-PLA (fixed head)	8.33	10.00
---------------------------------	------	-------



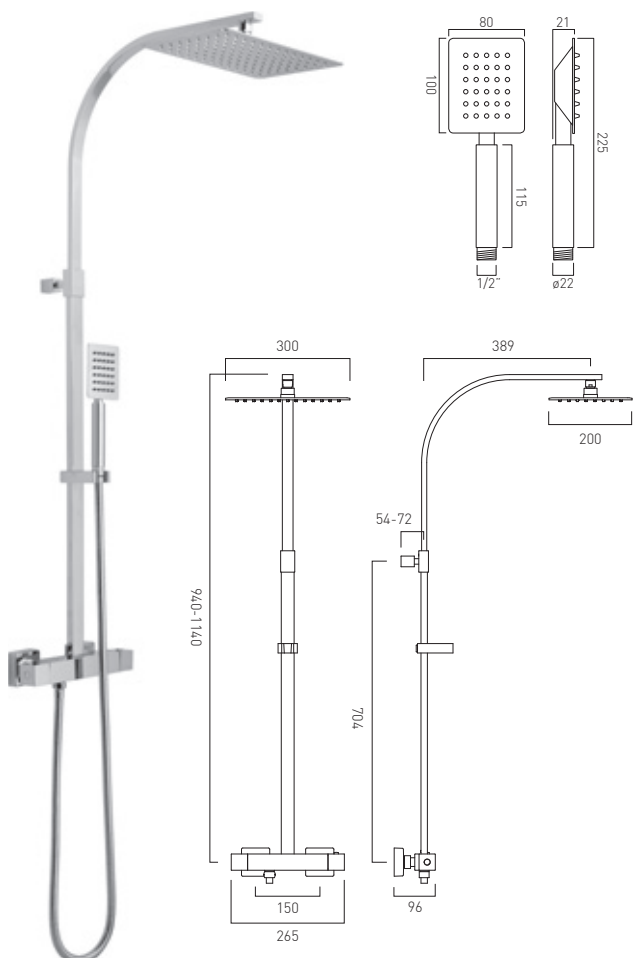


Aquablade

- round thermostatic shower valve with integrated diverter and rigid riser
- Aquablade 300mm (12") round shower head
- Aquablade round single function shower handset
- 232mm height adjustment tolerance:
min 1016mm – max 1248mm
- 20mm depth adjustment tolerance:
min 70mm – max 90mm
- offset connectors and easy-fit brackets included

thermostatic cartridge V-001B-PLA
flow cartridge VEL-002A-C/P
minimum operating pressure 1.0 bar MP

chrome	£ ex-vat	£ inc-vat
AQB-149RRK-R0-CP	625.00	750.00
H2ECO®		
FR-SHOWER/9-C/P (handset)	13.33	16.00
H2ECO®		
FR-SHOWER/9-PLA (fixed head)	8.33	10.00



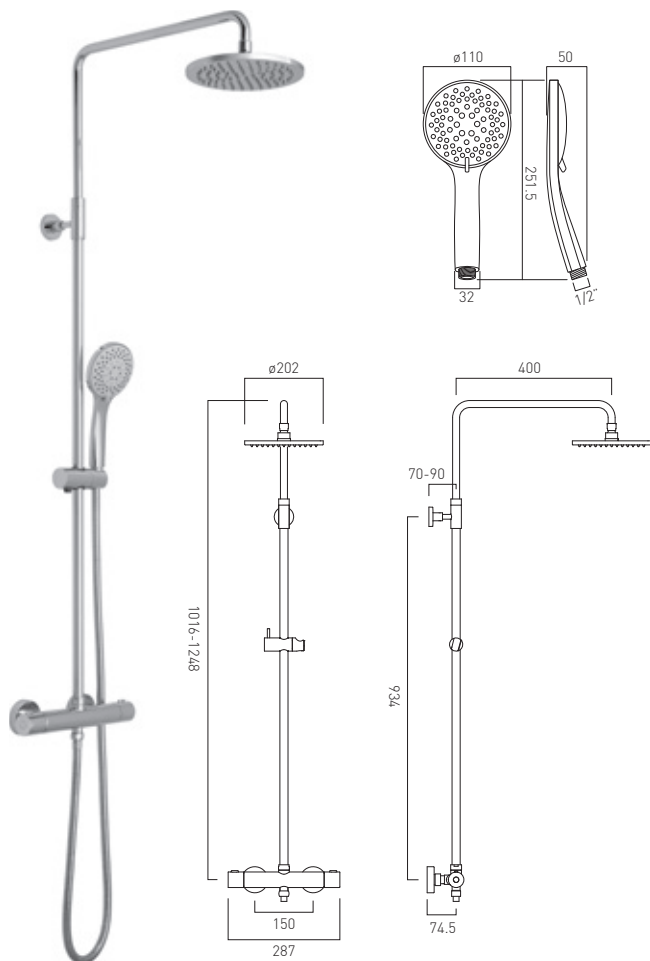
Aquablade

- square thermostatic shower valve with integrated diverter and rigid riser
- Aquablade 300mm x 200mm rectangular shower head
- Aquablade square single function shower handset
- 200mm height adjustment tolerance:
min 940mm – max 1140mm
- 18mm depth adjustment tolerance:
min 54mm – max 72mm
- offset connectors and easy-fit brackets included

thermostatic cartridge V-703-34S
flow cartridge VEL-002A-C/P
minimum operating pressure 1.0 bar MP

chrome	£ ex-vat	£ inc-vat
AQB-149RRK-SQ-CP	625.00	750.00
H2ECO®		
FR-SHOWER/9-C/P (handset)	13.33	16.00
H2ECO®		
FR-SHOWER/9-PLA (fixed head)	8.33	10.00





Atmosphere

- round thermostatic shower valve with integrated diverter and rigid riser
- Atmosphere 200mm (8") round shower head
- Atmosphere 5 function shower handset
- 232mm height adjustment tolerance:
min 1016mm – max 1248mm
- 20mm depth adjustment tolerance:
min 70mm – max 90mm
- offset connectors and easy-fit brackets included

thermostatic cartridge V-001B-PLA
flow cartridge VEL-002A-C/P
minimum operating pressure 1.0 bar MP

chrome	£ ex-vat	£ inc-vat
ATM-149RRK-R0-CP	625.00	750.00

H₂ECO®

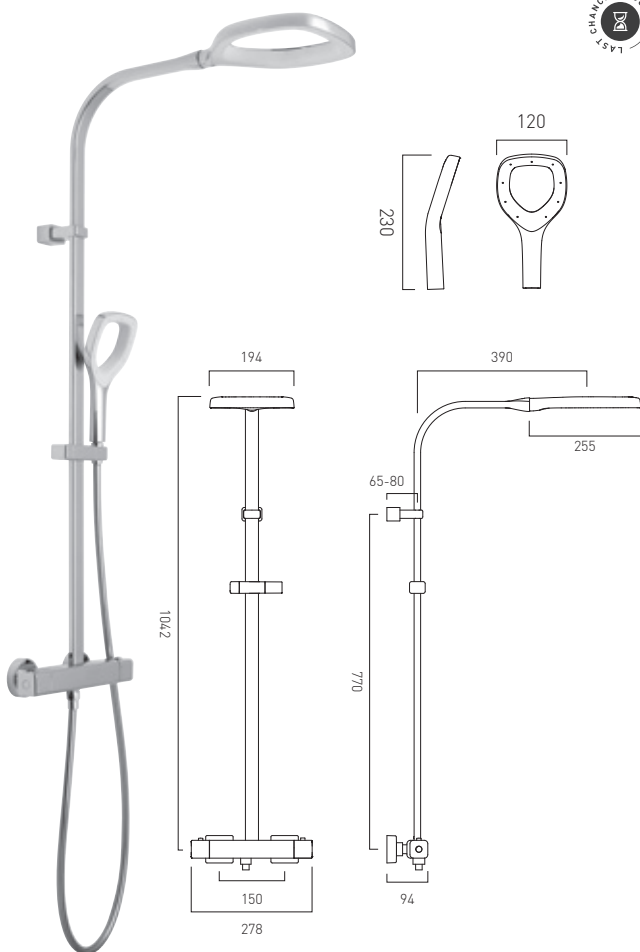
FR-SHOWER/9-C/P (handset)	13.33	16.00
------------------------------	-------	-------

H₂ECO®

FR-SHOWER/9-PLA (fixed head)	8.33	10.00
---------------------------------	------	-------



air injection
technology



Horizon

- square thermostatic shower valve with integrated diverter and rigid riser
- Horizon 194mm (8") cross-spray shower head
- Horizon single function cross-spray shower handset
- 15mm depth adjustment tolerance:
min 65mm – max 80mm
- offset connectors and easy-fit brackets included

thermostatic cartridge V-001B-PLA
flow cartridge VEL-002A-C/P
minimum operating pressure 1.0 bar MP

chrome	£ ex-vat	£ inc-vat
HORI-149RRK-CP	683.33	820.00

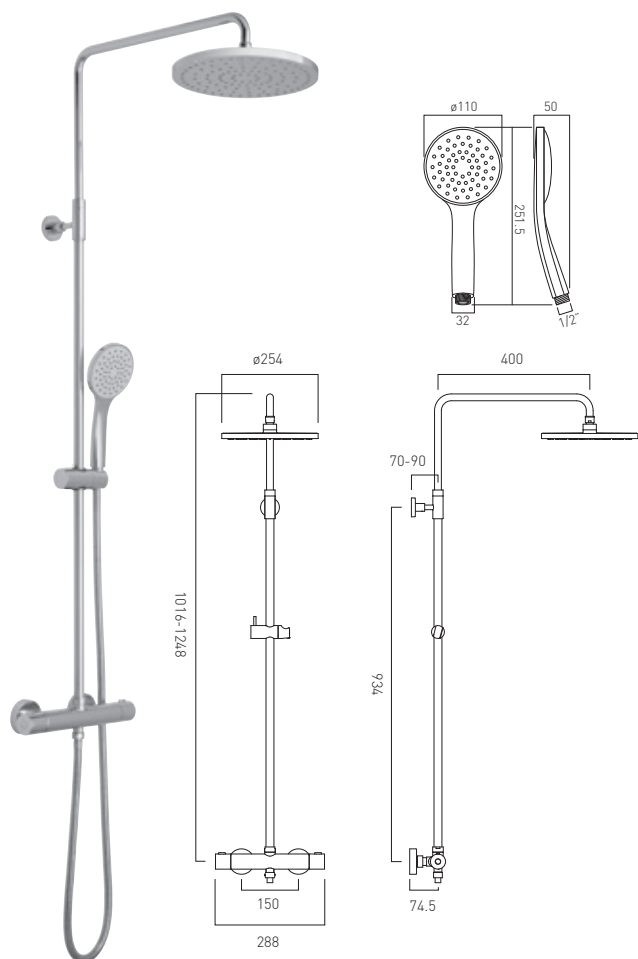
H₂ECO®

FR-SHOWER/9-C/P (handset)	13.33	16.00
------------------------------	-------	-------

H₂ECO®

FR-SHOWER/9-PLA (fixed head)	8.33	10.00
---------------------------------	------	-------



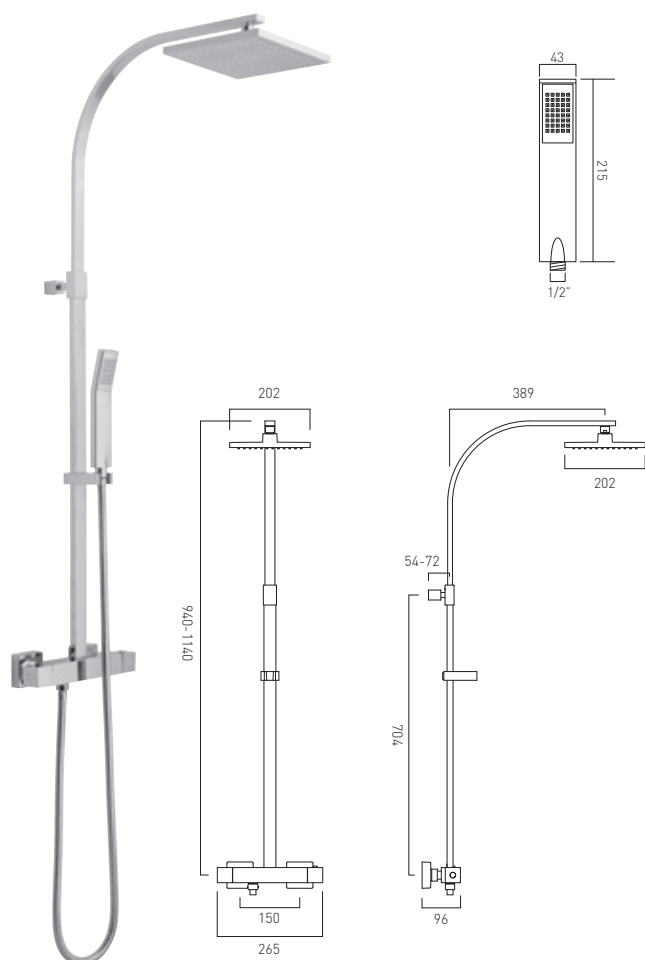


Velo

- round thermostatic shower valve with integrated diverter
- rigid riser with single function shower head and shower handset
- 254mm round shower head
- 232mm height adjustment tolerance: min 1016mm – max 1248mm
- 20mm depth adjustment tolerance: min 70mm – max 90mm
- offset connectors and easy-fit brackets included

thermostatic cartridge V-001B-PLA
flow cartridge VEL-002A-C/P
minimum operating pressure 1.0 bar MP

chrome	£ ex-vat	£ inc-vat
VEL-149RRK-RO-CP	579.17	695.00
H2ECO® FR-SHOWER/9-C/P (handset)	13.33	16.00
H2ECO® FR-SHOWER/9-PLA (fixed head)	8.33	10.00



Velo

- square thermostatic shower valve with integrated diverter
- rigid riser with single function shower head and shower handset
- 200mm square shower head
- 200mm height adjustment tolerance: min 940mm – max 1140mm
- 18mm depth adjustment tolerance: min 54mm – max 72mm
- offset connectors and easy-fit brackets included

thermostatic cartridge V-703-34S
flow cartridge VEL-002A-C/P
minimum operating pressure 1.0 bar MP

chrome	£ ex-vat	£ inc-vat
VEL-149RRK-SQ-CP	579.17	695.00
H2ECO® FR-SHOWER/9-C/P (handset)	13.33	16.00
H2ECO® FR-SHOWER/9-PLA (fixed head)	8.33	10.00



Shower Columns

Studfast Concealed Shower Valve Mounting Bracket

Studfast is an easy, strong and secure method of mounting VADO thermostatic shower valves into stud walls to create a firm and trouble-free installation.


fixing holes to suit VADO concealed thermostatic shower valves

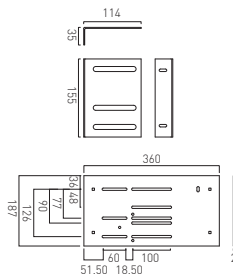

adjustable for variations in stud walling (360mm-523mm)

adjustable front to back 10mm to ensure accurate positioning

shower valve concealed parts

The VADO concealed thermostatic shower valve body bolts onto the studfast bracket creating a firm installation.

Look for the  logo which denotes the shower valves suitable for use with the studfast bracket.

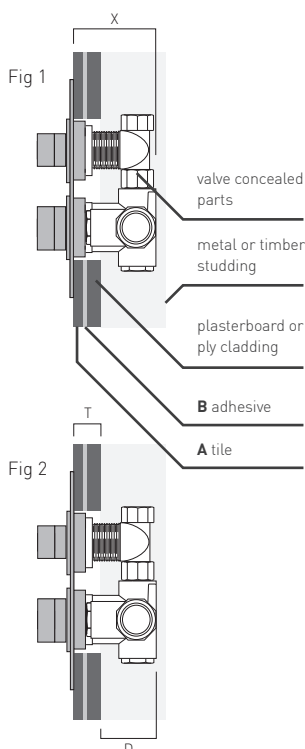


concealed wall bracket for mounting VADO thermostatic shower valves in stud walls min-max span 360-523mm

	nickel	€ ex-vat	€ inc-vat
WG-STUDFAST-C-S/S		45.83	55.00

shower valve depth calculator

This guide shows how to calculate the depth that your VADO shower valve should be set in the wall to create optimum performance and appearance.



STEP 1 Identify the optimum installation depth (X)

Please look up optimum depth for your chosen shower valve in the following pages, or you can access the same information on our website at www.vado.com.

This is represented as X in fig. 1

STEP 2 Calculate the thickness of the finished tile wall (T)

This is the total thickness of your tile plus adhesive plus plasterboard or ply cladding.

This is shown as T in fig.2

Calculation:
 $T = A$ (tile thickness) + B (adhesive thickness, usually 3-5mm) + C (plasterboard or ply cladding thickness)

Example:
 If working with a 10mm thick tile, 5mm layer of adhesive, 15mm thick plasterboard.
 $T = 10\text{mm} + 5\text{mm} + 15\text{mm} = 30\text{mm}$.
 T value is therefore 30mm.

STEP 3 Calculate the depth that you need to fit your valve (D)

This depth is the total distance from the front face of the studwall to the back of the shower valve (or front face of your VADO WG-STUDFAST bracket if you are using the VADO studfast bracket for easier installation).

This is shown as D in fig 2

Calculation: $X - T = D$

Example:
 If fitting a NOT-148D-C/P the optimum depth (X) is 82mm.
 In step 2, T was identified as 30mm.

D is calculated as:
 $82\text{mm} - 30\text{mm} = 52\text{mm}$.
 Therefore you install the valve at a distance of 52mm from the front face of your timber or metal stud wall to the back of the shower valve (or front face of your studfast bracket).



TABLET iO



I IMMERSE YOURSELF IN SHOWERING LUXURY.

Tablet iO is the perfect choice for adding a style statement to your bathroom, uniting the best in British design engineering with a wealth of features.

With all the performance benefits of our popular Tablet valve collection, the new Tablet iO includes a sleek integrated shower kit to provide the ultimate showering experience the whole family can enjoy.

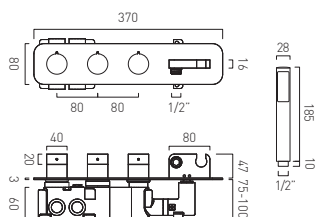
Available in 3 outlet or 2 outlet options, with a choice of round or square trim.

This collection is not just sleek, it is practical too with a compact design and exceptional functionality, as standard:

- Luxurious soft-turn handles
- Exceptional safety from temperature fluctuations
- Excellent flow rates, even at low pressure
- 'All-Flow' function
- Bath fill with a combi boiler at 1.0 bar



TABLET iO

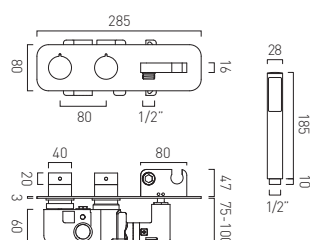


Tablet iO Altitude horizontal concealed thermostatic shower valve with integrated single function round mini kit, 3 outlet 3 handle with all-flow function
thermostatic cartridge C-704-34S
diverter cartridge FL-802-33/2MX
flow cartridge FL-301-RTC
2 x 3/4" female inlets
2 x 3/4" female outlets, 1 x 1/2" male outlet
includes 3/4" - 1/2" adaptors
supplied with mortar/tile guard
min-max wall mount 75-100mm
optimum installation depth 87mm
minimum operating pressure
0.2 bar LP (shower) 1.0 bar MP (bath)

chrome	£ ex-vat	£ inc-vat
TAB-128/3WO-ALT-CP	854.17	1,025.00

H2ECO®

FR-SHOWER/9-C/P	13.33	16.00
-----------------	-------	-------

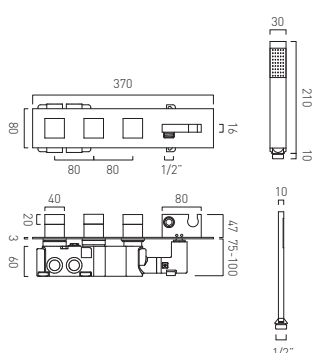


Tablet iO Altitude horizontal concealed thermostatic shower valve with integrated single function round mini kit, 2 outlet 2 handle with all-flow function
thermostatic cartridge C-704-34S
diverter cartridge FL-802-33/2MX
2 x 3/4" female inlets
1 x 3/4" female outlet, 1 x 1/2" male outlet
includes 3/4" - 1/2" adaptors
supplied with mortar/tile guard
min-max wall mount 75-100mm
optimum installation depth 87mm
minimum operating pressure
0.2 bar LP (shower) 1.0 bar MP (bath)

chrome	£ ex-vat	£ inc-vat
TAB-148/2WO-ALT-CP	791.67	950.00

H2ECO®

FR-SHOWER/9-C/P	13.33	16.00
-----------------	-------	-------

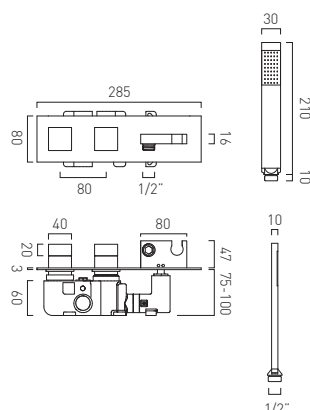



Tablet iO Notion horizontal concealed thermostatic shower valve with integrated single function square mini kit, 3 outlet 3 handle with all-flow function
thermostatic cartridge C-704-34S
diverter cartridge FL-802-33/2MX
flow cartridge FL-301-RTC
2 x 3/4" female inlets
2 x 3/4" female outlets, 1 x 1/2" male outlet
includes 3/4" - 1/2" adaptors
supplied with mortar/tile guard
min-max wall mount 75-100mm
optimum installation depth 87mm
minimum operating pressure
0.2 bar LP (shower) 1.0 bar MP (bath)

chrome	£ ex-vat	£ inc-vat
TAB-128/3WO-NOT-CP	854.17	1,025.00

H2ECO®

FR-SHOWER/9-C/P	13.33	16.00
-----------------	-------	-------



Tablet iO Notion horizontal concealed thermostatic shower valve with integrated single function square mini kit, 2 outlet 2 handle with all-flow function
thermostatic cartridge C-704-34S
diverter cartridge FL-802-33/2MX
2 x 3/4" female inlets
1 x 3/4" female outlet, 1 x 1/2" male outlet
includes 3/4" - 1/2" adaptors
supplied with mortar/tile guard
min-max wall mount 75-100mm
optimum installation depth 87mm
minimum operating pressure
0.2 bar LP (shower) 1.0 bar MP (bath)

chrome	£ ex-vat	£ inc-vat
TAB-148/2WO-NOT-CP	791.67	950.00

H2ECO®

FR-SHOWER/9-PLA	8.33	10.00
-----------------	------	-------





Arrondi Showers



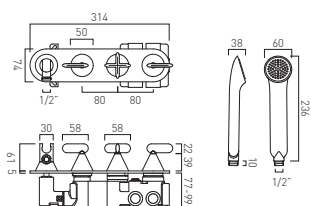
CONRAN AND PARTNERS



NEW & EXCLUSIVE



For installation over bath



horizontal concealed thermostatic bath/shower valve with integrated single function mini kit
3 outlet 3 handle
thermostatic cartridge C-704-34S
diverter cartridge FL-801-33/2SX
flow cartridge FL-301-RTC
2 x 3/4" female inlets
2 x 3/4" female outlets
includes 3/4" - 1/2" adaptors
supplied with mortar/tile guard
min-max wall mount 79.5-101.5mm
minimum operating pressure 1.0 bar MP

chrome	£ ex-vat	£ inc-vat
TAB-128/3WO-B-ARR-CP	875.00	1,050.00

H₂ECO®

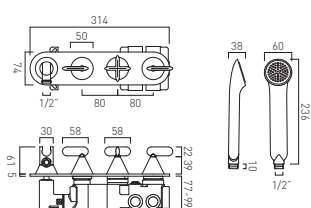
FR-FLEXI/9-PLA	8.33	10.00
----------------	------	-------



NEW & EXCLUSIVE



For installation in shower



horizontal concealed thermostatic shower valve with integrated single function mini kit
3 outlet 3 handle
with all-flow function - 1.0 bar MOP to operate
thermostatic cartridge C-704-34S
diverter cartridge FL-802-33/2MX
flow cartridge FL-301-RTC
2 x 3/4" female inlets
2 x 3/4" female outlets
includes 3/4" - 1/2" adaptors
supplied with mortar/tile guard
min-max wall mount 79.5-101.5mm
minimum operating pressure
0.2 bar LP (shower) 1.0 bar MP (bath)

chrome	£ ex-vat	£ inc-vat
TAB-128/3WO-S-ARR-CP	875.00	1,050.00

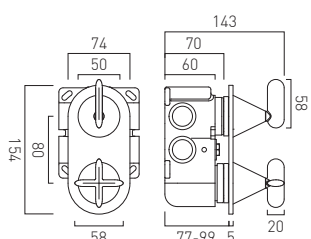
H₂ECO®

FR-FLEXI/9-PLA	8.33	10.00
----------------	------	-------



all-flow

NEW & EXCLUSIVE



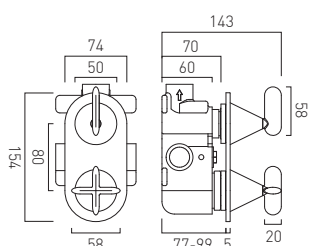
vertical concealed thermostatic shower valve
2 outlet 2 handle
with all-flow function
thermostatic cartridge V-704-34S
diverter cartridge FL-802-33/2MX
2 x 3/4" female inlets
2 x 3/4" female outlets
includes 3/4" - 1/2" adaptors
supplied with mortar/tile guard
min-max wall mount 79.5-101.5mm
minimum operating pressure
0.2 bar LP (shower) 1.0 bar MP (bath)

chrome	£ ex-vat	£ inc-vat
TAB-148/2-ARR-CP	679.17	815.00



all-flow

NEW & EXCLUSIVE



vertical concealed thermostatic shower valve
1 outlet 2 handle
thermostatic cartridge V-704-34S
flow cartridge FL-301-RTC
2 x 3/4" female inlets
1 x 3/4" female outlet
includes 3/4" - 1/2" adaptors
supplied with mortar/tile guard
min-max wall mount 79.5-101.5mm
minimum operating pressure
0.2 bar LP (shower) 1.0 bar MP (bath)

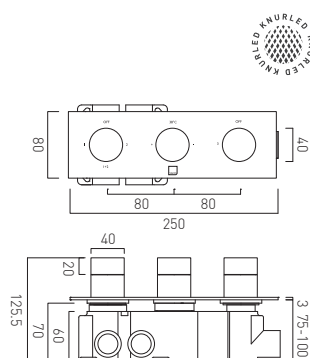
chrome	£ ex-vat	£ inc-vat
TAB-148-ARR-CP	579.17	695.00



KNURLED SHOWERS



INDIVIDUAL
by VADO

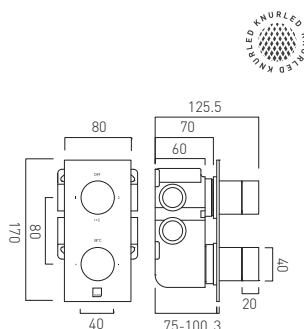


Tablet Knurled Accents 3 outlet 3 handle
horizontal concealed thermostatic shower valve
with all-flow function
thermostatic cartridge V-704-34S
diverter cartridge FL-802-33/2MX
flow cartridge FL-301-RTC
2 x 3/4" female inlets / 3 x 3/4" female outlets
includes 3/4" - 1/2" adaptors
supplied with mortar/tile guard
min-max wall mount 75-100mm
optimum installation depth 87mm
minimum operating pressure
0.2 bar LP (shower) 1.0 bar MP (bath)

chrome £ ex-vat £ inc-vat
TAB-128/3-H-CPK 766.67 920.00



INDIVIDUAL
by VADO

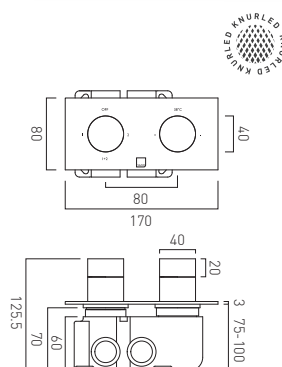


Tablet Knurled Accents 2 outlet 2 handle
vertical concealed thermostatic shower valve
with all-flow function
thermostatic cartridge V-704-34S
diverter cartridge FL-802-33/2MX
2 x 3/4" female inlets / 2 x 3/4" female outlets
includes 3/4" - 1/2" adaptors
supplied with mortar/tile guard
min-max wall mount 75-100mm
optimum installation depth 87mm
minimum operating pressure
0.2 bar LP (shower) 1.0 bar MP (bath)

chrome £ ex-vat £ inc-vat
TAB-148/2-H-CPK 679.17 815.00



INDIVIDUAL
by VADO



Tablet Knurled Accents 2 outlet 2 handle
horizontal concealed thermostatic shower valve
with all-flow function
thermostatic cartridge V-704-34S
diverter cartridge FL-802-33/2MX
2 x 3/4" female inlets / 2 x 3/4" female outlets
includes 3/4" - 1/2" adaptors
supplied with mortar/tile guard
min-max wall mount 75-100mm
optimum installation depth 87mm
minimum operating pressure
0.2 bar LP (shower) 1.0 bar MP (bath)

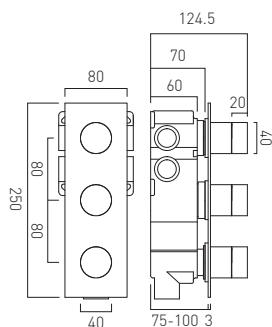
chrome £ ex-vat £ inc-vat
TAB-148/2-H-CPK 679.17 815.00





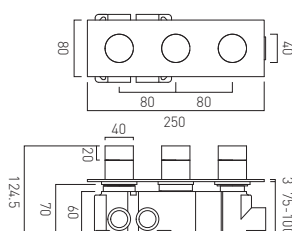
Omika Showers

OMIKA
DESIGNED BY
John.



Tablet Omika
3 outlet 3 handle
vertical concealed thermostatic shower valve
with all-flow function
thermostatic cartridge V-704-34S
diverter cartridge FL-802-33/2MX
flow cartridge FL-301-RTC
2 x 3/4" female inlets
3 x 3/4" female outlets
includes 3/4" - 1/2" adaptors
supplied with mortar/tile guard
min-max wall mount 75-100mm
optimum installation depth 87mm
minimum operating pressure
0.2 bar LP (shower) 1.0 bar MP (bath)

chrome £ ex-vat £ inc-vat
TAB-128/3-OMI-C/P 766.67 920.00

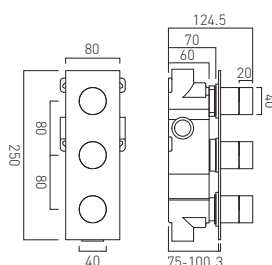


Tablet Omika
3 outlet 3 handle
horizontal concealed thermostatic shower valve
with all-flow function
thermostatic cartridge V-704-34S
diverter cartridge FL-802-33/2MX
flow cartridge FL-301-RTC
2 x 3/4" female inlets
3 x 3/4" female outlets
includes 3/4" - 1/2" adaptors
supplied with mortar/tile guard
min-max wall mount 75-100mm
optimum installation depth 87mm
minimum operating pressure
0.2 bar LP (shower) 1.0 bar MP (bath)

chrome £ ex-vat £ inc-vat
TAB-128/3-H-OMI-C/P 766.67 920.00

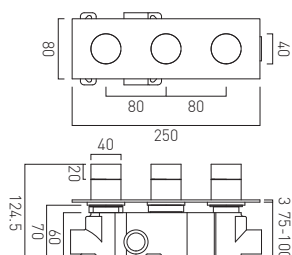


INDIVIDUAL
by VADO



Tablet Omika
2 outlet 3 handle
vertical concealed thermostatic shower valve
thermostatic cartridge V-704-34S
2 x flow cartridge FL-301-RTC
2 x 3/4" female inlets
2 x 3/4" female outlets
includes 3/4" - 1/2" adaptors
supplied with mortar/tile guard
min-max wall mount 75-100mm
optimum installation depth 87mm
minimum operating pressure
0.2 bar LP (shower) 1.0 bar MP (bath)

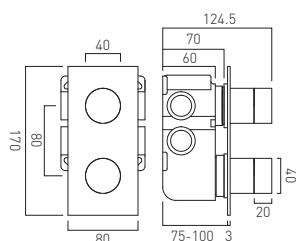
chrome £ ex-vat £ inc-vat
TAB-128/2-OMI-C/P 729.17 875.00



Tablet Omika
2 outlet 3 handle
horizontal concealed thermostatic shower valve
thermostatic cartridge V-704-34S
2 x flow cartridge FL-301-RTC
2 x 3/4" female inlets
2 x 3/4" female outlets
includes 3/4" - 1/2" adaptors
supplied with mortar/tile guard
min-max wall mount 75-100mm
optimum installation depth 87mm
minimum operating pressure
0.2 bar LP (shower) 1.0 bar MP (bath)

chrome £ ex-vat £ inc-vat
TAB-128/2-H-OMI-C/P 729.17 875.00

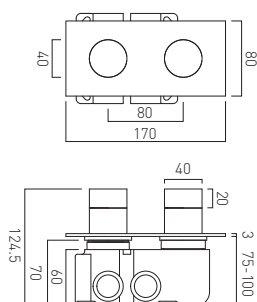




INDIVIDUAL
by VADO

Tablet Omika
2 outlet 2 handle
vertical concealed thermostatic shower valve
with all-flow function
thermostatic cartridge V-704-34S
diverter cartridge FL-802-33/2MX
2 x 3/4" female inlets
2 x 3/4" female outlets
includes 3/4" - 1/2" adaptors
supplied with mortar/tile guard
min-max wall mount 75-100mm
optimum installation depth 87mm
minimum operating pressure
0.2 bar LP (shower) 1.0 bar MP (bath)

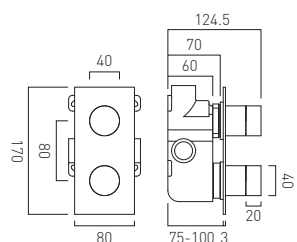
chrome	£ ex-vat	£ inc-vat
TAB-148/2-OMI-C/P	679.17	815.00



INDIVIDUAL
by VADO

Tablet Omika
2 outlet 2 handle
horizontal concealed thermostatic shower valve
with all-flow function
wall mounted
thermostatic cartridge V-704-34S
diverter cartridge FL-802-33/2MX
2 x 3/4" female inlets
2 x 3/4" female outlets
includes 3/4" - 1/2" adaptors
supplied with mortar/tile guard
min-max wall mount 75-100mm
optimum installation depth 87mm
minimum operating pressure
0.2 bar LP (shower) 1.0 bar MP (bath)

chrome	£ ex-vat	£ inc-vat
TAB-148/2-H-OMI-C/P	679.17	815.00



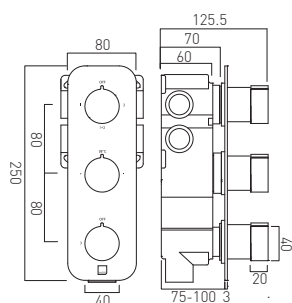
Tablet Omika
1 outlet 2 handle
vertical concealed thermostatic shower valve
thermostatic cartridge V-704-34S
flow cartridge FL-301-RTC
2 x 3/4" female inlets
1 x 3/4" female outlet
includes 3/4" - 1/2" adaptors
supplied with mortar/tile guard
min-max wall mount 75-100mm
optimum installation depth 87mm
minimum operating pressure
0.2 bar LP (shower) 1.0 bar MP (bath)

chrome	£ ex-vat	£ inc-vat
TAB-148-OMI-C/P	579.17	695.00



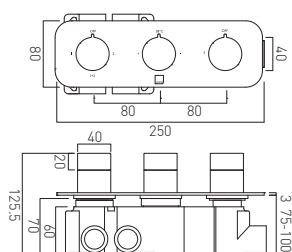


Altitude Showers



Tablet Altitude
3 outlet 3 handle
vertical concealed thermostatic shower valve with
all-flow function
thermostatic cartridge V-704-34S
diverter cartridge FL-802-33/2MX
flow cartridge FL-301-RTC
2 x 3/4" female inlets
3 x 3/4" female outlets
includes 3/4" - 1/2" adaptors
supplied with mortar/tile guard
min-max wall mount 75-100mm
optimum installation depth 87mm
minimum operating pressure
0.2 bar LP (shower) 1.0 bar MP (bath)

chrome
TAB-128/3-ALT-C/P
£ ex-vat 745.83 £ inc-vat 895.00

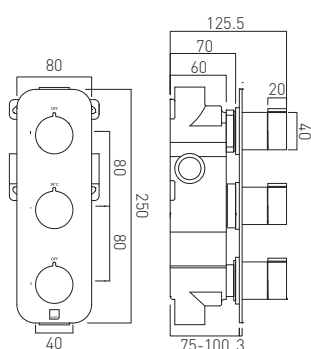


Tablet Altitude
3 outlet 3 handle
horizontal concealed thermostatic shower valve
with all-flow function
thermostatic cartridge V-704-34S
diverter cartridge FL-802-33/2MX
flow cartridge FL-301-RTC
2 x 3/4" female inlets
3 x 3/4" female outlets
includes 3/4" - 1/2" adaptors
supplied with mortar/tile guard
min-max wall mount 75-100mm
optimum installation depth 87mm
minimum operating pressure
0.2 bar LP (shower) 1.0 bar MP (bath)

chrome
TAB-128/3-H-ALT-C/P
£ ex-vat 745.83 £ inc-vat 895.00

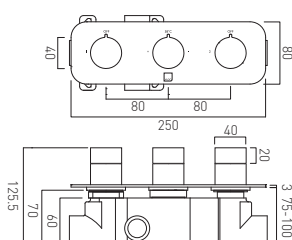


INDIVIDUAL
by VALDO



Tablet Altitude
2 outlet 3 handle
vertical concealed thermostatic shower valve
thermostatic cartridge V-704-34S
2 x flow cartridge FL-301-RTC
2 x 3/4" female inlets
2 x 3/4" female outlets
includes 3/4" - 1/2" adaptors
supplied with mortar/tile guard
min-max wall mount 75-100mm
optimum installation depth 87mm
minimum operating pressure
0.2 bar LP (shower) 1.0 bar MP (bath)

chrome
TAB-128/2-ALT-C/P
£ ex-vat 708.33 £ inc-vat 850.00



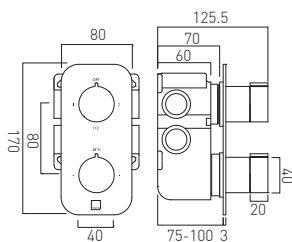
Tablet Altitude
2 outlet 3 handle
horizontal concealed thermostatic shower valve
thermostatic cartridge V-704-34S
2 x flow cartridge FL-301-RTC
2 x 3/4" female inlets
2 x 3/4" female outlets
includes 3/4" - 1/2" adaptors
supplied with mortar/tile guard
min-max wall mount 75-100mm
optimum installation depth 87mm
minimum operating pressure
0.2 bar LP (shower) 1.0 bar MP (bath)

chrome
TAB-128/2-H-ALT-C/P
£ ex-vat 708.33 £ inc-vat 850.00





INDIVIDUAL
by VADO

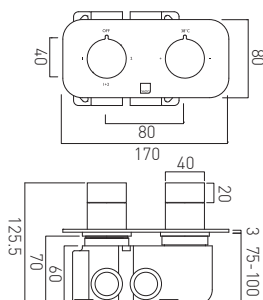


Tablet Altitude
2 outlet 2 handle
vertical concealed thermostatic shower valve
with all-flow function
thermostatic cartridge V-704-34S
diverter cartridge FL-802-33/2MX
2 x 3/4" female inlets
2 x 3/4" female outlets
includes 3/4" - 1/2" adaptors
supplied with mortar/tile guard
min-max wall mount 75-100mm
optimum installation depth 87mm
minimum operating pressure
0.2 bar LP (shower) 1.0 bar MP (bath)

chrome
TAB-148/2-ALT-C/P
£ ex-vat £ inc-vat
662.50 795.00



INDIVIDUAL
by VADO

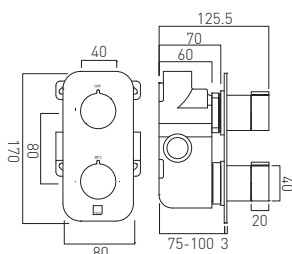


Tablet Altitude
2 outlet 2 handle
horizontal concealed thermostatic shower valve
with all-flow function
thermostatic cartridge V-704-34S
diverter cartridge FL-802-33/2MX
2 x 3/4" female inlets
2 x 3/4" female outlets
includes 3/4" - 1/2" adaptors
supplied with mortar/tile guard
min-max wall mount 75-100mm
optimum installation depth 87mm
minimum operating pressure
0.2 bar LP (shower) 1.0 bar MP (bath)

chrome
TAB-148/2-H-ALT-C/P
£ ex-vat £ inc-vat
662.50 795.00

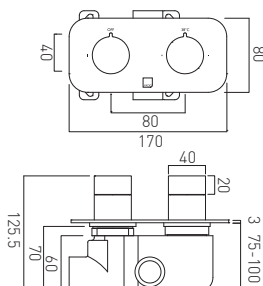


INDIVIDUAL
by VADO



Tablet Altitude
1 outlet 2 handle
vertical concealed thermostatic shower valve
thermostatic cartridge V-704-34S
flow cartridge FL-301-RTC
2 x 3/4" female inlets
1 x 3/4" female outlet
includes 3/4" - 1/2" adaptors
supplied with mortar/tile guard
min-max wall mount 75-100mm
optimum installation depth 87mm
minimum operating pressure
0.2 bar LP (shower) 1.0 bar MP (bath)

chrome
TAB-148-ALT-C/P
£ ex-vat £ inc-vat
562.50 675.00

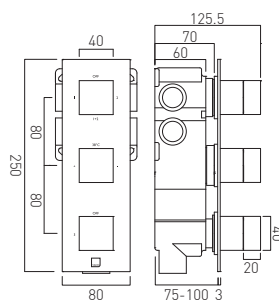


Tablet Altitude
1 outlet 2 handle
horizontal concealed thermostatic shower valve
thermostatic cartridge V-704-34S
flow cartridge FL-301-RTC
2 x 3/4" female inlets
1 x 3/4" female outlet
includes 3/4" - 1/2" adaptors
supplied with mortar/tile guard
min-max wall mount 75-100mm
optimum installation depth 87mm
minimum operating pressure
0.2 bar LP (shower) 1.0 bar MP (bath)

chrome
TAB-148-H-ALT-C/P
£ ex-vat £ inc-vat
562.50 675.00

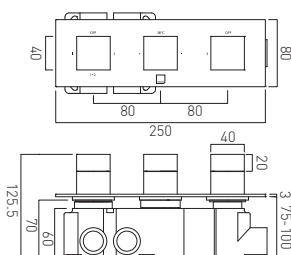






Tablet Notion
 3 outlet 3 handle
 vertical concealed thermostatic shower valve
 with all-flow function
 thermostatic cartridge V-704-34S
 diverter cartridge FL-802-33/2MX
 flow cartridge FL-301-RTC
 2 x 3/4" female inlets
 3 x 3/4" female outlets
 includes 3/4" - 1/2" adaptors
 supplied with mortar/tile guard
 min-max wall mount 75-100mm
 optimum installation depth 87mm
 minimum operating pressure
 0.2 bar LP (shower) 1.0 bar MP (bath)

chrome £ ex-vat £ inc-vat
 TAB-128/3-NOT-C/P 745.83 895.00

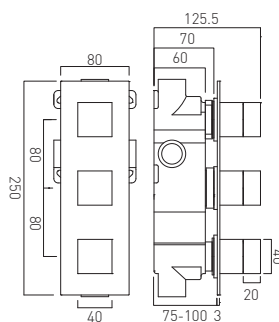


Tablet Notion
 3 outlet 3 handle
 horizontal concealed thermostatic shower valve
 with all-flow function
 thermostatic cartridge V-704-34S
 diverter cartridge FL-802-33/2MX
 flow cartridge FL-301-RTC
 2 x 3/4" female inlets
 3 x 3/4" female outlets
 includes 3/4" - 1/2" adaptors
 supplied with mortar/tile guard
 min-max wall mount 75-100mm
 optimum installation depth 87mm
 minimum operating pressure
 0.2 bar LP (shower) 1.0 bar MP (bath)

chrome £ ex-vat £ inc-vat
 TAB-128/3-H-NOT-C/P 745.83 895.00

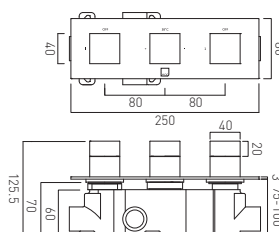


INDIVIDUAL
 by VADO



Tablet Notion
 2 outlet 3 handle
 vertical concealed thermostatic shower valve
 thermostatic cartridge V-704-34S
 2 x flow cartridge FL-301-RTC
 2 x 3/4" female inlets
 2 x 3/4" female outlets
 includes 3/4" - 1/2" adaptors
 supplied with mortar/tile guard
 min-max wall mount 75-100mm
 optimum installation depth 87mm
 minimum operating pressure
 0.2 bar LP (shower) 1.0 bar MP (bath)

chrome £ ex-vat £ inc-vat
 TAB-128/2-NOT-C/P 708.33 850.00



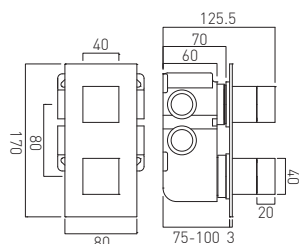
Tablet Notion
 2 outlet 3 handle
 horizontal concealed thermostatic shower valve
 thermostatic cartridge V-704-34S
 2 x flow cartridge FL-301-RTC
 2 x 3/4" female inlets
 2 x 3/4" female outlets
 includes 3/4" - 1/2" adaptors
 supplied with mortar/tile guard
 min-max wall mount 75-100mm
 optimum installation depth 87mm
 minimum operating pressure
 0.2 bar LP (shower) 1.0 bar MP (bath)

chrome £ ex-vat £ inc-vat
 TAB-128/2-H-NOT-C/P 708.33 850.00



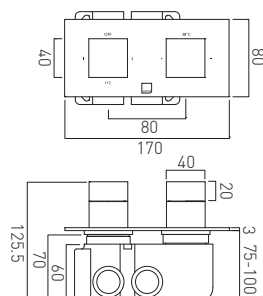


INDIVIDUAL
by VADO



Tablet Notion
2 outlet 2 handle
vertical concealed thermostatic shower valve
with all-flow function
thermostatic cartridge V-704-34S
diverter cartridge FL-802-33/2MX
2 x 3/4" female inlets
2 x 3/4" female outlets
includes 3/4" - 1/2" adaptors
supplied with mortar/tile guard
min-max wall mount 75-100mm
optimum installation depth 87mm
minimum operating pressure
0.2 bar LP (shower) 1.0 bar MP (bath)

chrome	£ ex-vat	£ inc-vat
TAB-148/2-NOT-C/P	662.50	795.00

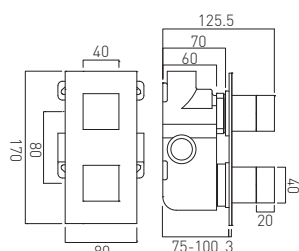


Tablet Notion
2 outlet 2 handle
horizontal concealed thermostatic shower valve
with all-flow function
thermostatic cartridge V-704-34S
diverter cartridge FL-802-33/2MX
2 x 3/4" female inlets
2 x 3/4" female outlets
includes 3/4" - 1/2" adaptors
supplied with mortar/tile guard
min-max wall mount 75-100mm
optimum installation depth 87mm
minimum operating pressure
0.2 bar LP (shower) 1.0 bar MP (bath)

chrome	£ ex-vat	£ inc-vat
TAB-148/2-H-NOT-C/P	662.50	795.00

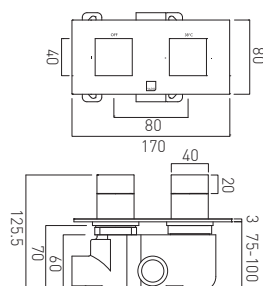


INDIVIDUAL
by VADO



Tablet Notion
1 outlet 2 handle
vertical concealed thermostatic shower valve
thermostatic cartridge V-704-34S
flow cartridge FL-301-RTC
2 x 3/4" female inlets
1 x 3/4" female outlet
includes 3/4" - 1/2" adaptors
supplied with mortar/tile guard
min-max wall mount 75-100mm
optimum installation depth 87mm
minimum operating pressure
0.2 bar LP (shower) 1.0 bar MP (bath)

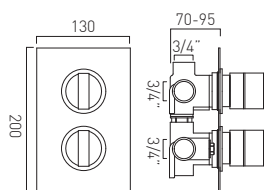
chrome	£ ex-vat	£ inc-vat
TAB-148-NOT-C/P	562.50	675.00



Tablet Notion
1 outlet 2 handle
horizontal concealed thermostatic shower valve
thermostatic cartridge V-704-34S
flow cartridge FL-301-RTC
2 x 3/4" female inlets
1 x 3/4" female outlet
includes 3/4" - 1/2" adaptors
supplied with mortar/tile guard
min-max wall mount 75-100mm
optimum installation depth 87mm
minimum operating pressure
0.2 bar LP (shower) 1.0 bar MP (bath)

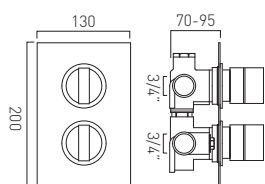
chrome	£ ex-vat	£ inc-vat
TAB-148-H-NOT-C/P	562.50	675.00





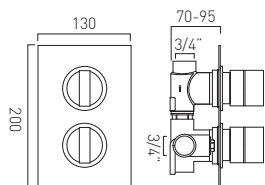
DX Notion
3 outlet 2 handle
concealed thermostatic shower valve
with rectangular backplate
thermostatic cartridge V-704-34S
diverter cartridge FL-804-33X/3X
2 x 3/4" female inlets
3 x 3/4" female outlets
includes 3/4" - 1/2" adaptors
inc. bleed valve for system flush on installation
min-max wall mount 70-95mm
optimum installation depth 82mm
minimum operating pressure
0.2 bar LP (shower) 1.0 bar MP (bath)

chrome £ ex-vat £ inc-vat
NOT-1480/3-C/P 604.17 725.00



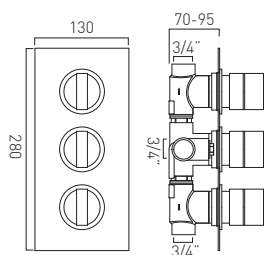
DX Notion
2 outlet 2 handle
concealed thermostatic shower valve
with rectangular backplate
thermostatic cartridge V-704-34S
diverter cartridge FL-804-33X/3X
2 x 3/4" female inlets
2 x 3/4" female outlets
includes 3/4" - 1/2" adaptors
inc. bleed valve for system flush on installation
min-max wall mount 70-95mm
optimum installation depth 82mm
minimum operating pressure
0.2 bar LP (shower) 1.0 bar MP (bath)

chrome £ ex-vat £ inc-vat
NOT-1480/2-C/P 579.17 695.00



DX Notion
1 outlet 2 handle
concealed thermostatic shower valve
with rectangular backplate
thermostatic cartridge V-704-34S
flow cartridge C-301-RTC
2 x 3/4" female inlets
1 x 3/4" female outlet
includes 3/4" - 1/2" adaptors
inc. bleed valve for system flush on installation
min-max wall mount 70-95mm
optimum installation depth 82mm
minimum operating pressure
0.2 bar LP (shower) 1.0 bar MP (bath)

chrome £ ex-vat £ inc-vat
NOT-1480-C/P 479.17 575.00



DX Notion
2 outlet 3 handle
concealed thermostatic shower valve
with rectangular backplate
thermostatic cartridge V-704-34S
2 x flow cartridge C-301-RTC
2 x 3/4" female inlets
2 x 3/4" female outlets
includes 3/4" - 1/2" adaptors
inc. bleed valve for system flush on installation
min-max wall mount 70-95mm
optimum installation depth 82mm
minimum operating pressure
0.2 bar LP (shower) 1.0 bar MP (bath)

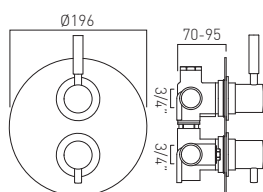
chrome £ ex-vat £ inc-vat
NOT-1280/2-C/P 625.00 750.00



Notion Showers

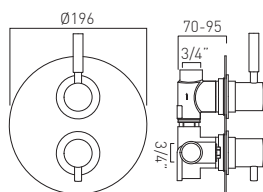


ORIGINS SHOWERS



DX Origins
2 outlet 2 handle
concealed thermostatic shower valve
with circular backplate
thermostatic cartridge V-704-34S
diverter cartridge FL-804-33X/3X
2 x 3/4" female inlets
2 x 3/4" female outlets
includes 3/4" - 1/2" adaptors
inc. bleed valve for system flush on installation
min-max wall mount 70-95mm
optimum installation depth 82mm
minimum operating pressure
0.2 bar LP (shower) 1.0 bar MP (bath)

chrome	£ ex-vat	£ inc-vat
ORI-148D/2-C/P	579.17	695.00

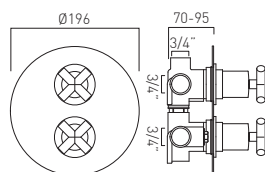


DX Origins
1 outlet 2 handle
concealed thermostatic shower valve
with circular backplate
thermostatic cartridge V-704-34S
flow cartridge C-301-RTC
2 x 3/4" female inlets
1 x 3/4" female outlet
includes 3/4" - 1/2" adaptors
inc. bleed valve for system flush on installation
min-max wall mount 70-95mm
optimum installation depth 82mm
minimum operating pressure
0.2 bar LP (shower) 1.0 bar MP (bath)

chrome	£ ex-vat	£ inc-vat
ORI-148D-C/P	479.17	575.00

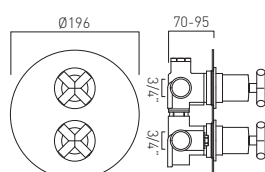






DX Elements
3 outlet 2 handle
concealed thermostatic shower valve
with circular backplate
thermostatic cartridge V-704-34S
diverter cartridge FL-804-33X/3X
2 x 3/4" female inlets
3 x 3/4" female outlets
includes 3/4" - 1/2" adaptors
inc. bleed valve for system flush on installation
min-max wall mount 70-95mm
optimum installation depth 82mm
minimum operating pressure
0.2 bar LP (shower) 1.0 bar MP (bath)

chrome
ELE-148D/3-C/P
£ ex-vat 604.17
£ inc-vat 725.00

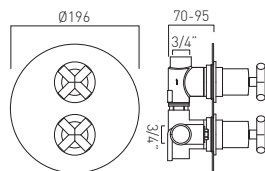


DX Elements
2 outlet 2 handle
concealed thermostatic shower valve
with circular backplate
thermostatic cartridge V-704-34S
diverter cartridge FL-804-33X/3X
2 x 3/4" female inlets
2 x 3/4" female outlets
includes 3/4" - 1/2" adaptors
inc. bleed valve for system flush on installation
min-max wall mount 70-95mm
optimum installation depth 82mm
minimum operating pressure
0.2 bar LP (shower) 1.0 bar MP (bath)

chrome
ELE-148D/2-C/P
£ ex-vat 579.17
£ inc-vat 695.00

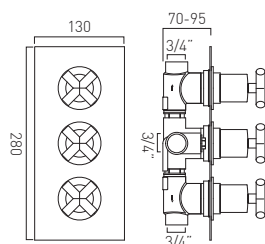


INDIVIDUAL
by VADO



DX Elements
1 outlet 2 handle
concealed thermostatic shower valve
with circular backplate
thermostatic cartridge V-704-34S
flow cartridge C-301-RTC
2 x 3/4" female inlets
1 x 3/4" female outlet
includes 3/4" - 1/2" adaptors
inc. bleed valve for system flush on installation
min-max wall mount 70-95mm
optimum installation depth 82mm
minimum operating pressure
0.2 bar LP (shower) 1.0 bar MP (bath)

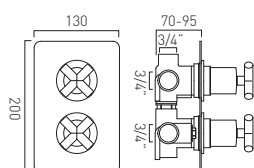
chrome
ELE-148D-C/P
£ ex-vat 479.19
£ inc-vat 575.00



DX Elements
2 outlet 3 handle
concealed thermostatic shower valve
with rectangular backplate
thermostatic cartridge V-704-34S
2 x flow cartridge C-301-RTC
2 x 3/4" female inlets
2 x 3/4" female outlets
includes 3/4" - 1/2" adaptors
inc. bleed valve for system flush on installation
min-max wall mount 70-95mm
optimum installation depth 82mm
minimum operating pressure
0.2 bar LP (shower) 1.0 bar MP (bath)

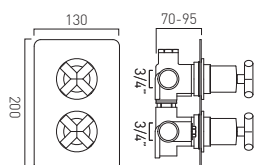
chrome
ELE-128D/2-C/P
£ ex-vat 625.00
£ inc-vat 750.00





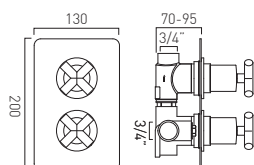
DX Elements
3 outlet 2 handle
concealed thermostatic shower valve
with rectangular backplate
thermostatic cartridge V-704-34S
diverter cartridge FL-804-33X/3X
2 x 3/4" female inlets
3 x 3/4" female outlets
includes 3/4" - 1/2" adaptors
inc. bleed valve for system flush on installation
min-max wall mount 70-95mm
optimum installation depth 82mm
minimum operating pressure
0.2 bar LP (shower) 1.0 bar MP (bath)

chrome
ELE-1480/3/SQ-CP
£ ex-vat 604.17 £ inc-vat 725.00



DX Elements
2 outlet 2 handle
concealed thermostatic shower valve
with rectangular backplate
thermostatic cartridge V-704-34S
diverter cartridge FL-804-33X/3X
2 x 3/4" female inlets
2 x 3/4" female outlets
includes 3/4" - 1/2" adaptors
inc. bleed valve for system flush on installation
min-max wall mount 70-95mm
optimum installation depth 82mm
minimum operating pressure
0.2 bar LP (shower) 1.0 bar MP (bath)

chrome
ELE-1480/2/SQ-CP
£ ex-vat 579.17 £ inc-vat 695.00

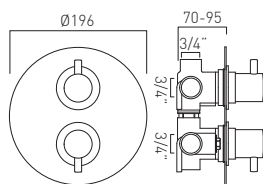


DX Elements
1 outlet 2 handle
concealed thermostatic shower valve
with rectangular backplate
thermostatic cartridge V-704-34S
flow cartridge C-301-RTC
2 x 3/4" female inlets
1 x 3/4" female outlet
includes 3/4" - 1/2" adaptors
inc. bleed valve for system flush on installation
min-max wall mount 70-95mm
optimum installation depth 82mm
minimum operating pressure
0.2 bar LP (shower) 1.0 bar MP (bath)

chrome
ELE-1480/SQ-CP
£ ex-vat 479.17 £ inc-vat 575.00



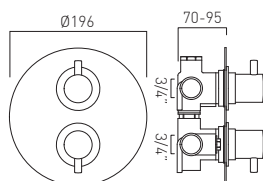




DX Celsius
3 outlet 2 handle
concealed thermostatic shower valve
with circular backplate
thermostatic cartridge V-704-34S
diverter cartridge FL-804-33X/3X
2 x 3/4" female inlets
3 x 3/4" female outlets
includes 3/4" - 1/2" adaptors
inc. bleed valve for system flush on installation
min-max wall mount 70-95mm
optimum installation depth 82mm
minimum operating pressure
0.2 bar LP (shower) 1.0 bar MP (bath)

chrome
CEL-148D/3/RO-C/P

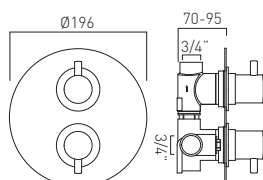
£ ex-vat £ inc-vat
604.17 725.00



DX Celsius
2 outlet 2 handle
concealed thermostatic shower valve
with circular backplate
thermostatic cartridge V-704-34S
diverter cartridge FL-804-33X/3X
2 x 3/4" female inlets
2 x 3/4" female outlets
includes 3/4" - 1/2" adaptors
inc. bleed valve for system flush on installation
min-max wall mount 70-95mm
optimum installation depth 82mm
minimum operating pressure
0.2 bar LP (shower) 1.0 bar MP (bath)

chrome
CEL-148D/2/RO-C/P

£ ex-vat £ inc-vat
579.17 695.00

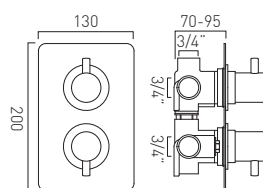


DX Celsius
1 outlet 2 handle
concealed thermostatic shower valve
with circular backplate
thermostatic cartridge V-704-34S
flow cartridge C-301-RTC
2 x 3/4" female inlets
1 x 3/4" female outlet
includes 3/4" - 1/2" adaptors
inc. bleed valve for system flush on installation
min-max wall mount 70-95mm
optimum installation depth 82mm
minimum operating pressure
0.2 bar LP (shower) 1.0 bar MP (bath)

chrome
CEL-148D/RO-C/P

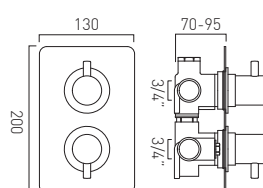
£ ex-vat £ inc-vat
479.17 575.00





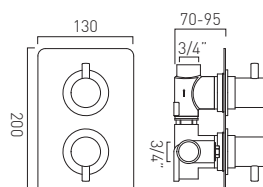
DX Celsius
3 outlet 2 handle
concealed thermostatic shower valve
with rectangular backplate
thermostatic cartridge V-704-34S
diverter cartridge FL-804-33X/3X
2 x 3/4" female inlets
3 x 3/4" female outlets
includes 3/4" - 1/2" adaptors
inc. bleed valve for system flush on installation
min-max wall mount 70-95mm
optimum installation depth 82mm
minimum operating pressure
0.2 bar LP (shower) 1.0 bar MP (bath)

chrome
CEL-148D/3/SQ-C/P
£ ex-vat 604.17 £ inc-vat 725.00



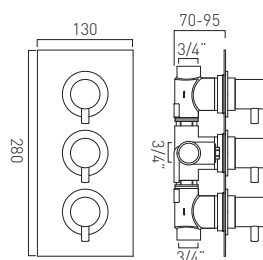
DX Celsius
2 outlet 2 handle
concealed thermostatic shower valve
with rectangular backplate
thermostatic cartridge V-704-34S
diverter cartridge FL-804-33X/3X
2 x 3/4" female inlets
2 x 3/4" female outlets
includes 3/4" - 1/2" adaptors
inc. bleed valve for system flush on installation
min-max wall mount 70-95mm
optimum installation depth 82mm
minimum operating pressure
0.2 bar LP (shower) 1.0 bar MP (bath)

chrome
CEL-148D/2/SQ-C/P
£ ex-vat 579.17 £ inc-vat 695.00



DX Celsius
1 outlet 2 handle
concealed thermostatic shower valve
with rectangular backplate
thermostatic cartridge V-704-34S
flow cartridge C-301-RTC
2 x 3/4" female inlets
1 x 3/4" female outlet
includes 3/4" - 1/2" adaptors
inc. bleed valve for system flush on installation
min-max wall mount 70-95mm
optimum installation depth 82mm
minimum operating pressure
0.2 bar LP (shower) 1.0 bar MP (bath)

chrome
CEL-148D/SQ-C/P
£ ex-vat 479.17 £ inc-vat 575.00



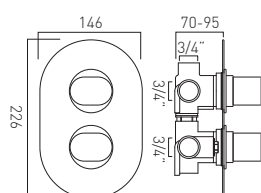
DX Celsius
2 outlet 3 handle
concealed thermostatic shower valve
with rectangular backplate
thermostatic cartridge V-704-34S
2 x flow cartridge C-301-RTC
2 x 3/4" female inlets
2 x 3/4" female outlets
includes 3/4" - 1/2" adaptors
inc. bleed valve for system flush on installation
min-max wall mount 70-95mm
optimum installation depth 82mm
minimum operating pressure
0.2 bar LP (shower) 1.0 bar MP (bath)

chrome
CEL-128D/2-C/P
£ ex-vat 625.00 £ inc-vat 750.00



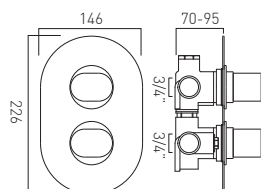
Celsius Showers

LIFE SHOWERS



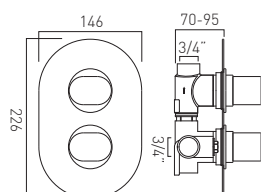
DX Life
3 outlet 2 handle
concealed thermostatic shower valve
with oval backplate
thermostatic cartridge V-704-34S
diverter cartridge FL-804-33X/3X
2 x 3/4" female inlets
3 x 3/4" female outlets
includes 3/4" - 1/2" adaptors
inc. bleed valve for system flush on installation
min-max wall mount 70-95mm
optimum installation depth 82mm
minimum operating pressure
0.2 bar LP (shower) 1.0 bar MP (bath)

chrome	£ ex-vat	£ inc-vat
LIF-148D/3-C/P	604.17	725.00



DX Life
2 outlet 2 handle
concealed thermostatic shower valve
with oval backplate
thermostatic cartridge V-704-34S
diverter cartridge FL-804-33X/3X
2 x 3/4" female inlets
2 x 3/4" female outlets
includes 3/4" - 1/2" adaptors
inc. bleed valve for system flush on installation
min-max wall mount 70-95mm
optimum installation depth 82mm
minimum operating pressure
0.2 bar LP (shower) 1.0 bar MP (bath)

chrome	£ ex-vat	£ inc-vat
LIF-148D/2-C/P	579.17	695.00



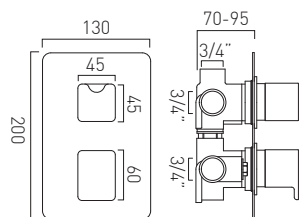
DX Life
1 outlet 2 handle
concealed thermostatic shower valve
with oval backplate
thermostatic cartridge V-704-34S
flow cartridge C-301-RTC
2 x 3/4" female inlets
1 x 3/4" female outlet
includes 3/4" - 1/2" adaptors
inc. bleed valve for system flush on installation
min-max wall mount 70-95mm
optimum installation depth 82mm
minimum operating pressure
0.2 bar LP (shower) 1.0 bar MP (bath)

chrome	£ ex-vat	£ inc-vat
LIF-148D-C/P	479.17	575.00



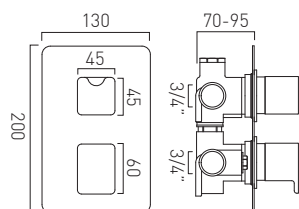


PHASE SHOWERS



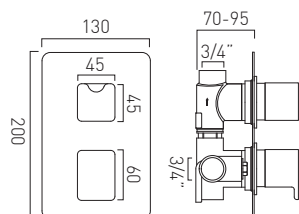
DX Phase
3 outlet 2 handle
concealed thermostatic shower valve
with rectangular backplate
thermostatic cartridge V-704-34S
diverter cartridge FL-804-33X/3X
2 x 3/4" female inlets
3 x 3/4" female outlets
includes 3/4" - 1/2" adaptors
inc. bleed valve for system flush on installation
min-max wall mount 70-95mm
optimum installation depth 82mm
minimum operating pressure
0.2 bar LP (shower) 1.0 bar MP (bath)

chrome
PHA-148D/3-C/P
£ ex-vat 604.17 £ inc-vat 725.00



DX Phase
2 outlet 2 handle
concealed thermostatic shower valve
with rectangular backplate
thermostatic cartridge V-704-34S
diverter cartridge FL-804-33X/3X
2 x 3/4" female inlets
2 x 3/4" female outlets
includes 3/4" - 1/2" adaptors
inc. bleed valve for system flush on installation
min-max wall mount 70-95mm
optimum installation depth 82mm
minimum operating pressure
0.2 bar LP (shower) 1.0 bar MP (bath)

chrome
PHA-148D/2-C/P
£ ex-vat 579.17 £ inc-vat 695.00

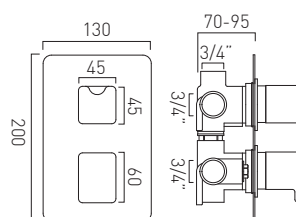


DX Phase
1 outlet 2 handle
concealed thermostatic shower valve
with rectangular backplate
thermostatic cartridge V-704-34S
flow cartridge C-301-RTC
2 x 3/4" female inlets
1 x 3/4" female outlet
includes 3/4" - 1/2" adaptors
inc. bleed valve for system flush on installation
min-max wall mount 70-95mm
optimum installation depth 82mm
minimum operating pressure
0.2 bar LP (shower) 1.0 bar MP (bath)

chrome
PHA-148D-C/P
£ ex-vat 479.17 £ inc-vat 575.00

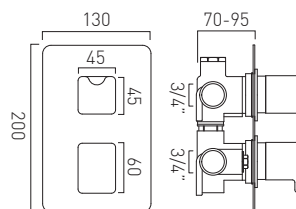


PHOTON SHOWERS



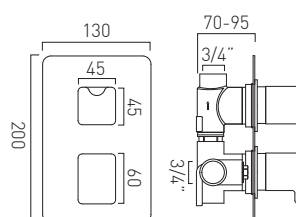
DX Photon
3 outlet 2 handle
concealed thermostatic shower valve
with rectangular backplate
thermostatic cartridge V-704-34S
diverter cartridge FL-804-33X/3X
2 x 3/4" female inlets
3 x 3/4" female outlets
includes 3/4" - 1/2" adaptors
inc. bleed valve for system flush on installation
min-max wall mount 70-95mm
optimum installation depth 82mm
minimum operating pressure
0.2 bar LP (shower) 1.0 bar MP (bath)

chrome £ ex-vat £ inc-vat
PHO-148D/3-C/P 604.17 725.00



DX Photon
2 outlet 2 handle
concealed thermostatic shower valve
with rectangular backplate
thermostatic cartridge V-704-34S
diverter cartridge FL-804-33X/3X
2 x 3/4" female inlets
2 x 3/4" female outlets
includes 3/4" - 1/2" adaptors
inc. bleed valve for system flush on installation
min-max wall mount 70-95mm
optimum installation depth 82mm
minimum operating pressure
0.2 bar LP (shower) 1.0 bar MP (bath)

chrome £ ex-vat £ inc-vat
PHO-148D/2-C/P 579.17 695.00

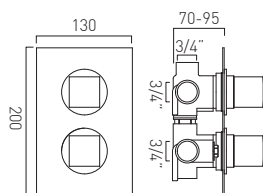


DX Photon
1 outlet 2 handle
concealed thermostatic shower valve
with rectangular backplate
thermostatic cartridge V-704-34S
flow cartridge C-301-RTC
2 x 3/4" female inlets
1 x 3/4" female outlet
includes 3/4" - 1/2" adaptors
inc. bleed valve for system flush on installation
min-max wall mount 70-95mm
optimum installation depth 82mm
minimum operating pressure
0.2 bar LP (shower) 1.0 bar MP (bath)

chrome £ ex-vat £ inc-vat
PHO-148D-C/P 479.17 575.00



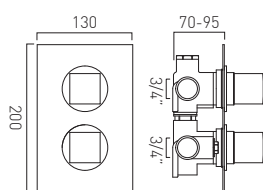




DX Mix²
3 outlet 2 handle
concealed thermostatic shower valve
with rectangular backplate
thermostatic cartridge V-704-34S
diverter cartridge FL-804-33X/3X
2 x 3/4" female inlets
3 x 3/4" female outlets
includes 3/4" - 1/2" adaptors
inc. bleed valve for system flush on installation
min-max wall mount 70-95mm
optimum installation depth 82mm
minimum operating pressure
0.2 bar LP (shower) 1.0 bar MP (bath)

chrome
MIX-1480/3-C/P

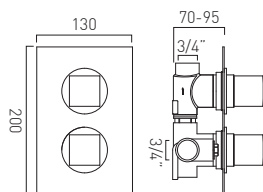
£ ex-vat £ inc-vat
604.17 725.00



DX Mix²
2 outlet 2 handle
concealed thermostatic shower valve
with rectangular backplate
thermostatic cartridge V-704-34S
diverter cartridge FL-804-33X/3X
2 x 3/4" female inlets
2 x 3/4" female outlets
includes 3/4" - 1/2" adaptors
inc. bleed valve for system flush on installation
min-max wall mount 70-95mm
optimum installation depth 82mm
minimum operating pressure
0.2 bar LP (shower) 1.0 bar MP (bath)

chrome
MIX-1480/2-C/P

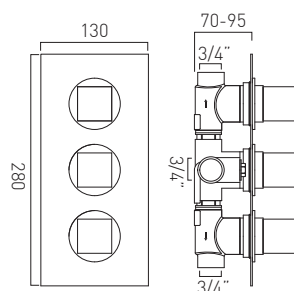
£ ex-vat £ inc-vat
579.17 695.00



DX Mix²
1 outlet 2 handle
concealed thermostatic shower valve
with rectangular backplate
thermostatic cartridge V-704-34S
flow cartridge C-301-RTC
2 x 3/4" female inlets
1 x 3/4" female outlet
includes 3/4" - 1/2" adaptors
inc. bleed valve for system flush on installation
min-max wall mount 70-95mm
optimum installation depth 82mm
minimum operating pressure
0.2 bar LP (shower) 1.0 bar MP (bath)

chrome
MIX-1480-C/P

£ ex-vat £ inc-vat
479.17 575.00




DX Mix²
2 outlet 3 handle
concealed thermostatic shower valve
with rectangular backplate
thermostatic cartridge V-704-34S
2 x flow cartridge C-301-RTC
2 x 3/4" female inlets
2 x 3/4" female outlets
includes 3/4" - 1/2" adaptors
inc. bleed valve for system flush on installation
min-max wall mount 70-95mm
optimum installation depth 82mm
minimum operating pressure
0.2 bar LP (shower) 1.0 bar MP (bath)

chrome
MIX-1280/2-C/P

£ ex-vat £ inc-vat
625.00 750.00

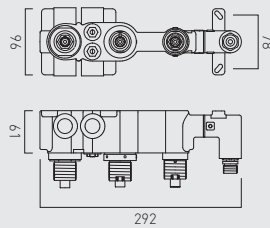



Please order **separate shower valves and trim kits** from this section only if you need shower valves delivered separately to corresponding trim kits.



Valve Component Kits

VALVE BODY



concealed thermostatic 3 outlet 3 handle
thermostatic shower valve with integrated outlet
thermostatic cartridge C-704-34S
diverter cartridge FL-801-33/2SX
flow cartridge FL-301-RTC
2 x 3/4" female inlets
2 x 3/4" female outlets
includes 3/4" - 1/2" adaptors
supplied with mortar/tile guard
minimum operating pressure 1.0 bar MP

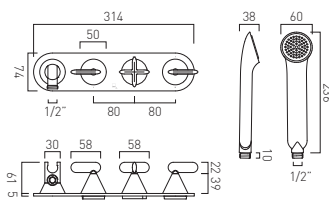
chrome
TAB-ARR028/3WOB-CONC £ ex-vat 550.00 £ inc-vat 660.00



NEW & EXCLUSIVE



For installation over bath

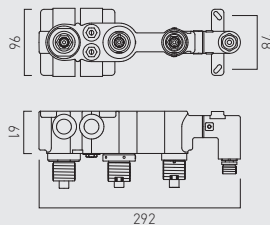



Tablet Arrondi horizontal
trim kit for TAB-128/3WO-B-ARR-CP comprises:
integrated single function mini kit
3 x handles with flow and temperature shrouds
oval backplate
min-max wall mount 79.5-101.5mm

chrome
TAB-1283WOB-ARR-T-CP £ ex-vat 325.00 £ inc-vat 390.00

(for use with TAB-ARR028/3WOB-CONC)

VALVE BODY



concealed thermostatic 3 outlet 3 handle
thermostatic shower valve with integrated outlet
thermostatic cartridge C-704-34S
diverter cartridge FL-802-33/2MX
flow cartridge FL-301-RTC
2 x 3/4" female inlets
2 x 3/4" female outlets
includes 3/4" - 1/2" adaptors
supplied with mortar/tile guard
minimum operating pressure
0.2 bar LP (shower) 1.0 bar MP (bath)

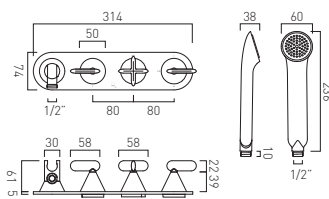
chrome
TAB-ARR028/3WOS-CONC £ ex-vat 550.00 £ inc-vat 660.00



NEW & EXCLUSIVE



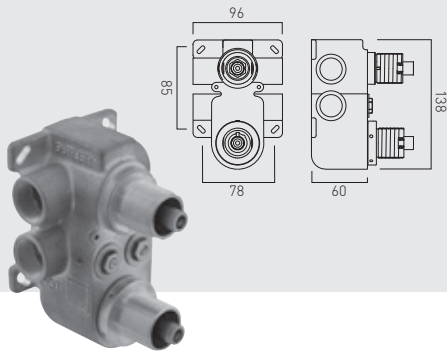
For installation in shower



Tablet Arrondi horizontal
trim kit for TAB-128/3WO-S-ARR-CP comprises:
integrated single function mini kit
3 x handles with flow and temperature shrouds
oval backplate
min-max wall mount 79.5-101.5mm

chrome
TAB-1283WOS-ARR-T-CP £ ex-vat 325.00 £ inc-vat 390.00

(for use with TAB-ARR028/3WOS-CONC)

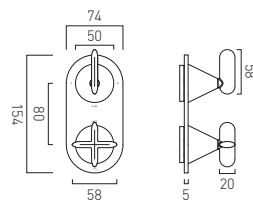
VALVE
BODY

concealed 2 outlet 2 handle
thermostatic shower valve
thermostatic cartridge V-704-34S
flow cartridge FL-802-33/2MX
2 x 3/4" female inlets
1 x 3/4" female outlet
includes 3/4" - 1/2" adaptors
supplied with mortar/tile guard
minimum operating pressure
0.2 bar LP (shower) 1.0 bar MP (bath)

brass	£ ex-vat	£ inc-vat
TAB-ARR-048/2-CONC	475.00	570.00



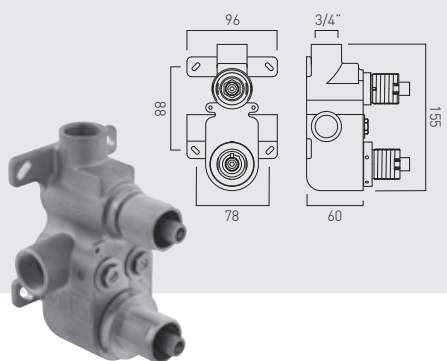
NEW & EXCLUSIVE



Tablet Arrondi vertical
trim kit for TAB-148/2-ARR-CP comprises:
2 x handles with flow and temperature shrouds
oval backplate
min-max wall mount 79.5-101.5mm

chrome	£ ex-vat	£ inc-vat
TAB-148/2-ARR-T-CP	204.17	245.00

(for use with TAB-ARR-048/2-CONC)

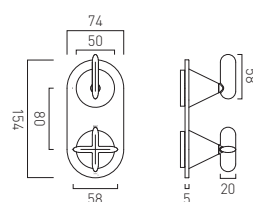
VALVE
BODY

concealed 1 outlet 2 handle
thermostatic shower valve
thermostatic cartridge V-704-34S
flow cartridge FL-301-RTC
2 x 3/4" female inlets
1 x 3/4" female outlet
includes 3/4" - 1/2" adaptors
supplied with mortar/tile guard
minimum operating pressure
0.2 bar LP (shower) 1.0 bar MP (bath)

brass	£ ex-vat	£ inc-vat
TAB-ARR-048-CONC	375.00	450.00



NEW & EXCLUSIVE

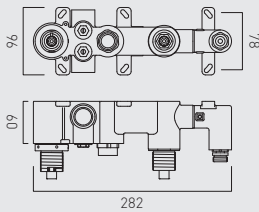


Tablet Arrondi vertical
trim kit for TAB-148-ARR-CP comprises:
2 x handles with flow and temperature shrouds
oval backplate
min-max wall mount 79.5-101.5mm

chrome	£ ex-vat	£ inc-vat
TAB-148-ARR-T-CP	204.17	245.00

(for use with TAB-ARR-048-CONC)

VALVE
BODY

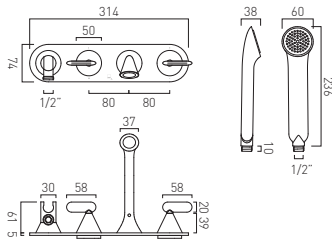


concealed thermostatic bath shower mixer
thermostatic cartridge V-704-34S
diverter cartridge FL-802-33/2SX
2 x 3/4" female inlets
includes 3/4" - 1/2" adaptors
supplied with mortar/tile guard
minimum operating pressure 1.0 bar MP

	brass	£ ex-vat	£ inc-vat
TAB-ARR-023T/WO-CONC		562.50	675.00



NEW & EXCLUSIVE

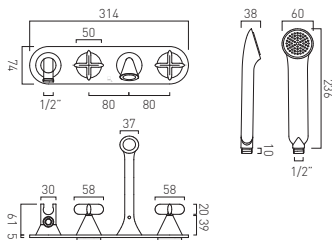


Arrondi thermostatic bath shower mixer
trim kit for TAB-123T/WO-ARR-CP comprises:
integrated single function mini kit
2 x lever handles with flow and temperature shrouds
1 x spout
oval backplate
min-max wall mount 79.5-101.5mm

	chrome	£ ex-vat	£ inc-vat
TAB-123T/WO-ARR-T-CP		491.67	590.00

(for use with TAB-ARR-023T/WO-CONC)

NEW & EXCLUSIVE



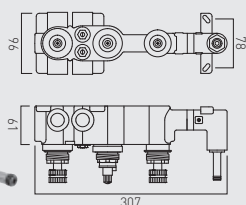

Arrondi thermostatic bath shower mixer
trim kit for TAB-223T/WO-ARR-CP comprises:
integrated single function mini kit
2 x cross handles with flow and temperature shrouds
1 x spout
oval backplate
min-max wall mount 79.5-101.5mm

	chrome	£ ex-vat	£ inc-vat
TAB-223T/WO-ARR-T-CP		461.67	590.00

(for use with TAB-ARR-023T/WO-CONC)

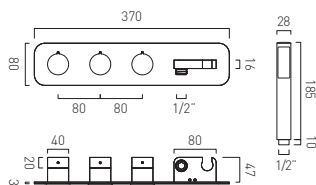


VALVE BODY



concealed 3 outlet 3 handle
thermostatic shower valve with integrated outlet
thermostatic cartridge V-704-34S
diverter cartridge FL-802-33/2MX
flow cartridge FL-301-RTC
2 x 3/4" female inlets
3 x 3/4" female outlets
includes 3/4" - 1/2" adaptors
minimum operating pressure
0.2 bar LP (shower) 1.0 bar MP (bath)

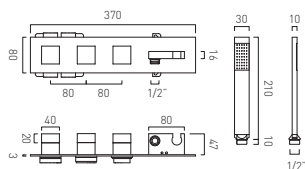
brass
TAB-028/3WO-CONC
£ ex-vat £ inc-vat
541.67 650.00



Tablet iO Altitude horizontal
trim kit for TAB-128/3WO-ALT-CP comprises:
integrated single function round mini kit
3 x handles
rectangular backplate
thermostatic safety stop
flow and temperature shrouds
min-max wall mount 75-100mm
optimum installation depth 87mm

chrome
TAB-128/3WO-ALT-T-CP
£ ex-vat £ inc-vat
312.50 375.00

(for use with TAB-028/3WO-CONC)

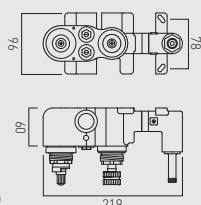


Tablet iO Notion horizontal
trim kit for TAB-128/3WO-NOT-CP comprises:
integrated single function square mini kit
3 x handles
rectangular backplate
thermostatic safety stop
flow and temperature shrouds
min-max wall mount 75-100mm
optimum installation depth 87mm

chrome
TAB-128/3WO-NOT-T-CP
£ ex-vat £ inc-vat
312.50 375.00

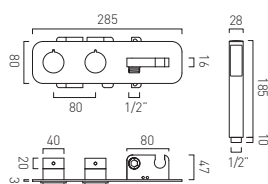
(for use with TAB-028/3WO-CONC)

VALVE BODY



concealed 2 outlet 2 handle
thermostatic shower valve with integrated outlet
thermostatic cartridge V-704-34S
diverter cartridge FL-802-33/2MX
2 x 3/4" female inlets
3 x 3/4" female outlets
includes 3/4" - 1/2" adaptors
minimum operating pressure
0.2 bar LP (shower) 1.0 bar MP (bath)

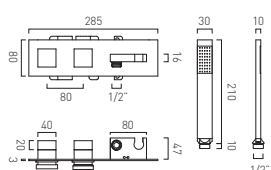
brass
TAB-048/2WO-CONC
£ ex-vat £ inc-vat
500.00 600.00



Tablet iO Altitude horizontal
trim kit for TAB-148/2WO-ALT-CP comprises:
integrated single function round mini kit
2 x handles
rectangular backplate
thermostatic safety stop
flow and temperature shrouds
min-max wall mount 75-100mm
optimum installation depth 87mm

chrome
TAB-148/2WO-ALT-T-CP
£ ex-vat £ inc-vat
291.67 350.00

(for use with TAB-048/2WO-CONC)

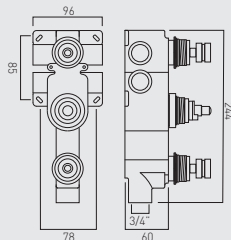


Tablet iO Notion horizontal
trim kit for TAB-148/2WO-NOT-CP comprises:
integrated single function square mini kit
2 x handles
rectangular backplate
thermostatic safety stop
flow and temperature shrouds
min-max wall mount 75-100mm
optimum installation depth 87mm

chrome
TAB-148/2WO-NOT-T-CP
£ ex-vat £ inc-vat
291.67 350.00

(for use with TAB-048/2WO-CONC)

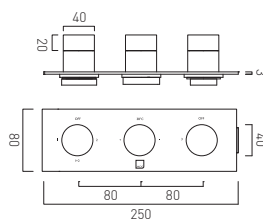
VALVE BODY



concealed 3 outlet 3 handle
thermostatic shower valve
thermostatic cartridge V-704-34S
diverter cartridge FL-802-33/2MX
flow cartridge FL-301-RTC
2 x 3/4" female inlets
3 x 3/4" female outlets
includes 3/4" - 1/2" adaptors
minimum operating pressure
0.2 bar LP (shower) 1.0 bar MP (bath)

brass
TAB-028/3-CONC

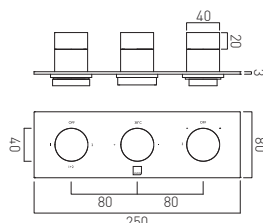
£ ex-vat £ inc-vat
533.33 640.00



Tablet Knurled Accents horizontal
trim kit for TAB-128/3-H-CPK comprises:
3 x handles
rectangular backplate
thermostatic safety stop
flow and temperature shrouds
min-max wall mount 75-100mm
optimum installation depth 87mm

chrome
TAB-128/3-H-T-CPK
233.33 280.00

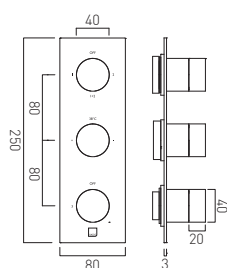
(for use with TAB-028/3-CONC)



Tablet Omika horizontal
trim kit for TAB-128/3-H-OMI-C/P comprises:
3 x handles
rectangular backplate
thermostatic safety stop
flow and temperature shrouds
min-max wall mount 75-100mm
optimum installation depth 87mm

chrome
TAB-128/3-H-OMI-TRIM
233.33 280.00

(for use with TAB-028/3-CONC)



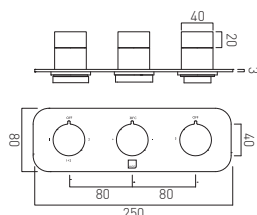
Tablet Omika vertical
trim kit for TAB-128/3-OMI-C/P comprises:
3 x handles
rectangular backplate
thermostatic safety stop
flow and temperature shrouds
min-max wall mount 75-100mm
optimum installation depth 87mm

chrome
TAB-128/3-OMI-TRIM
233.33 280.00

(for use with TAB-028/3-CONC)

Scan QR for more information on Tablet.

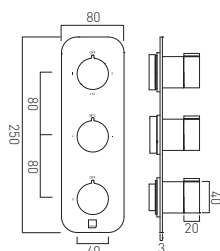
Compact in form and unique in operation, Tablet embraces the latest innovations in maximising water flow performance to ensure a fully immersive showering experience.



Tablet Altitude horizontal trim kit for TAB-128/3-H-ALT-C/P comprises:
3 x handles
rectangular backplate
thermostatic safety stop
flow and temperature shrouds
min-max wall mount 75-100mm
optimum installation depth 87mm

chrome	£ ex-vat	£ inc-vat
TAB-128/3-H-ALT-TRIM	212.50	255.00

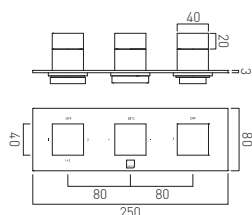
(for use with TAB-028/3-CONC)



Tablet Altitude vertical trim kit for TAB-128/3-ALT-C/P comprises:
3 x handles
rectangular backplate
thermostatic safety stop
flow and temperature shrouds
min-max wall mount 75-100mm
optimum installation depth 87mm

chrome	£ ex-vat	£ inc-vat
TAB-128/3-ALT-TRIM	212.50	255.00

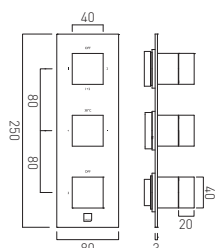
(for use with TAB-028/3-CONC)



Tablet Notion horizontal trim kit for TAB-128/3-H-NOT-C/P comprises:
3 x handles
rectangular backplate
thermostatic safety stop
flow and temperature shrouds
min-max wall mount 75-100mm
optimum installation depth 87mm

chrome	£ ex-vat	£ inc-vat
TAB-128/3-H-NOT-TRIM	212.50	255.00

(for use with TAB-028/3-CONC)



Tablet Notion vertical trim kit for TAB-128/3-NOT-C/P comprises:
3 x handles
rectangular backplate
thermostatic safety stop
flow and temperature shrouds
min-max wall mount 75-100mm
optimum installation depth 87mm

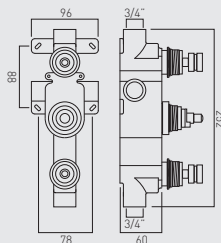
chrome	£ ex-vat	£ inc-vat
TAB-128/3-NOT-TRIM	212.50	255.00

(for use with TAB-028/3-CONC)



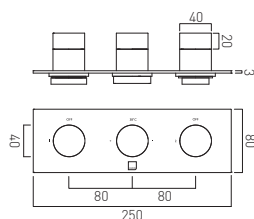
Valve Component Kits

VALVE BODY



concealed 2 outlet 3 handle
thermostatic shower valve
thermostatic cartridge V-704-34S
2 x flow cartridge FL-301-RTC
2 x 3/4" female inlets
2 x 3/4" female outlets
includes 3/4" - 1/2" adaptors
minimum operating pressure
0.2 bar LP (shower) 1.0 bar MP (bath)

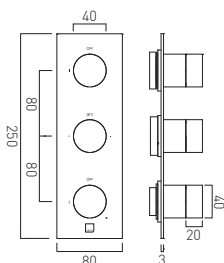
brass
TAB-028/2-CONC
£ ex-vat 495.83
£ inc-vat 595.00



Tablet Omika horizontal
trim kit for TAB-128/2-H-OMI-C/P comprises:
3 x handles
rectangular backplate
thermostatic safety stop
flow and temperature shrouds
min-max wall mount 75-100mm
optimum installation depth 87mm

chrome
TAB-128/2-H-OMI-TRIM
£ ex-vat 233.33
£ inc-vat 280.00

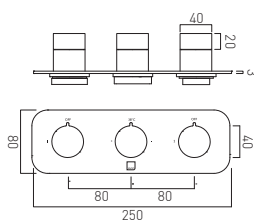
(for use with TAB-028/2-CONC)



Tablet Omika vertical
trim kit for TAB-128/2-H-OMI-C/P comprises:
3 x handles
rectangular backplate
thermostatic safety stop
flow and temperature shrouds
min-max wall mount 75-100mm
optimum installation depth 87mm

chrome
TAB-128/2-H-OMI-TRIM
£ ex-vat 233.33
£ inc-vat 280.00

(for use with TAB-028/2-CONC)



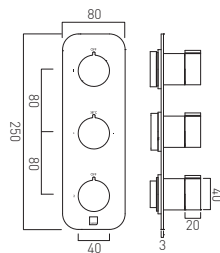
Tablet Altitude horizontal
trim kit for TAB-128/2-H-ALT-C/P comprises:
3 x handles
rectangular backplate
thermostatic safety stop
flow and temperature shrouds
min-max wall mount 75-100mm
optimum installation depth 87mm

chrome
TAB-128/2-H-ALT-TRIM
£ ex-vat 212.50
£ inc-vat 255.00

(for use with TAB-028/2-CONC)

Scan QR for more information on Tablet.

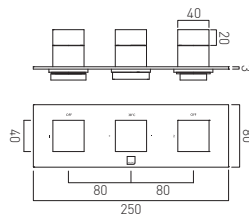
Compact in form and unique in operation, Tablet embraces the latest innovations in maximising water flow performance to ensure a fully immersive showering experience.



Tablet Altitude vertical
trim kit for TAB-128/2-ALT-C/P comprises:
3 x handles
rectangular backplate
thermostatic safety stop
flow and temperature shrouds
min-max wall mount 75-100mm
optimum installation depth 87mm

chrome	£ ex-vat	£ inc-vat
TAB-128/2-ALT-TRIM	212.50	255.00

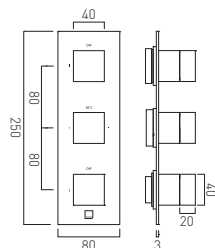
(for use with TAB-028/2-CONC)



Tablet Notion horizontal
trim kit for TAB-128/2-H-NOT-C/P comprises:
3 x handles
rectangular backplate
thermostatic safety stop
flow and temperature shrouds
min-max wall mount 75-100mm
optimum installation depth 87mm

chrome	£ ex-vat	£ inc-vat
TAB-128/2-H-NOT-TRIM	212.50	255.00

(for use with TAB-028/2-CONC)



Tablet Notion vertical
trim kit for TAB-128/2-NOT-C/P comprises:
3 x handles
rectangular backplate
thermostatic safety stop
flow and temperature shrouds
min-max wall mount 75-100mm
optimum installation depth 87mm

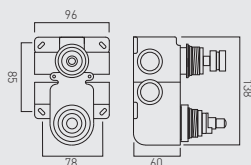
chrome	£ ex-vat	£ inc-vat
TAB-128/2-NOT-TRIM	212.50	255.00

(for use with TAB-028/2-CONC)



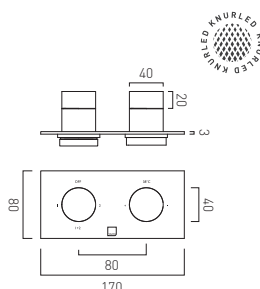
Valve Component Kits

VALVE BODY



concealed 2 outlet 2 handle
thermostatic shower valve
thermostatic cartridge V-704-34S
diverter cartridge FL-802-33/2MX
2 x 3/4" female inlets
2 x 3/4" female outlets
includes 3/4" - 1/2" adaptors
minimum operating pressure
0.2 bar LP (shower) 1.0 bar MP (bath)

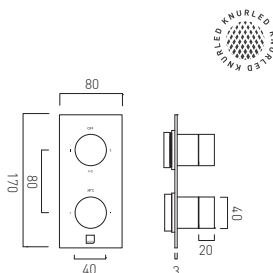
brass	£ ex-vat	£ inc-vat
TAB-048/2-CONC	475.00	570.00



Tablet Knurled Accents horizontal
trim kit for TAB-148/2-CPK comprises:
2 x handles
rectangular backplate
thermostatic safety stop
flow and temperature shrouds
min-max wall mount 75-100mm
optimum installation depth 87mm

chrome	£ ex-vat	£ inc-vat
TAB-148/2-H-T-CPK	208.33	250.00

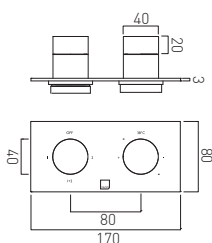
(for use with TAB-048/2-CONC)



Tablet Knurled Accents vertical
trim kit for TAB-148/2-CPK comprises:
2 x handles
rectangular backplate
thermostatic safety stop
flow and temperature shrouds
min-max wall mount 75-100mm
optimum installation depth 87mm

chrome	£ ex-vat	£ inc-vat
TAB-148/2-T-CPK	204.17	245.00

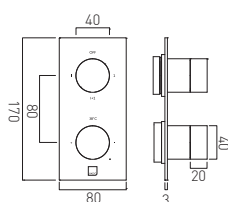
(for use with TAB-048/2-CONC)



Tablet Omika horizontal
trim kit for TAB-148/2-H-OMI-C/P comprises:
2 x handles
rectangular backplate
thermostatic safety stop
flow and temperature shrouds
min-max wall mount 75-100mm
optimum installation depth 87mm

chrome	£ ex-vat	£ inc-vat
TAB-148/2-H-OMI-TRIM	204.17	245.00

(for use with TAB-048/2-CONC)



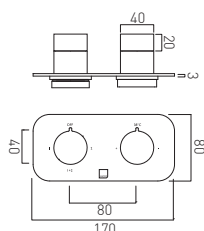
Tablet Omika vertical
trim kit for TAB-148/2-OMI-C/P comprises:
2 x handles
rectangular backplate
thermostatic safety stop
flow and temperature shrouds
min-max wall mount 75-100mm
optimum installation depth 87mm

chrome	£ ex-vat	£ inc-vat
TAB-148/2-OMI-TRIM	204.17	245.00

(for use with TAB-048/2-CONC)

Scan QR for more information on Tablet.

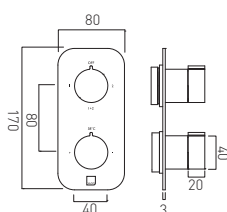
Compact in form and unique in operation, Tablet embraces the latest innovations in maximising water flow performance to ensure a fully immersive showering experience.



Tablet Altitude horizontal trim kit for TAB-148/2-H-ALT-C/P comprises:
2 x handles
rectangular backplate
thermostatic safety stop
flow and temperature shrouds
min-max wall mount 75-100mm
optimum installation depth 87mm

chrome	£ ex-vat	£ inc-vat
TAB-148/2-H-ALT-TRIM	187.50	225.00

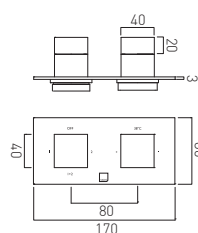
(for use with TAB-048/2-CONC)



Tablet Altitude vertical trim kit for TAB-148/2-ALT-C/P comprises:
2 x handles
rectangular backplate
thermostatic safety stop
flow and temperature shrouds
min-max wall mount 75-100mm
optimum installation depth 87mm

chrome	£ ex-vat	£ inc-vat
TAB-148/2-ALT-TRIM	187.50	225.00

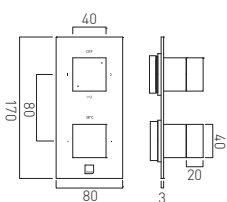
(for use with TAB-048/2-CONC)



Tablet Notion horizontal trim kit for TAB-148/2-H-NOT-C/P comprises:
2 x handles
rectangular backplate
thermostatic safety stop
flow and temperature shrouds
min-max wall mount 75-100mm
optimum installation depth 87mm

chrome	£ ex-vat	£ inc-vat
TAB-148/2-H-NOT-TRIM	187.50	225.00

(for use with TAB-048/2-CONC)

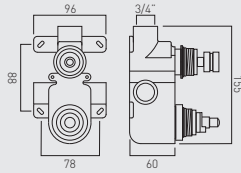


Tablet Notion vertical trim kit for TAB-148/2-NOT-C/P comprises:
2 x handles
rectangular backplate
thermostatic safety stop
flow and temperature shrouds
min-max wall mount 75-100mm
optimum installation depth 87mm

chrome	£ ex-vat	£ inc-vat
TAB-148/2-NOT-TRIM	187.50	225.00

(for use with TAB-048/2-CONC)

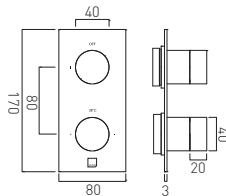
VALVE
BODY



concealed 1 outlet 2 handle
thermostatic shower valve
thermostatic cartridge V-704-34S
flow cartridge FL-301-RTC
2 x 3/4\" female inlets
1 x 3/4\" female outlet
includes 3/4\" - 1/2\" adaptors
minimum operating pressure
0.2 bar LP (shower) 1.0 bar MP (bath)

brass
TAB-048-CONC

£ ex-vat £ inc-vat
375.00 450.00

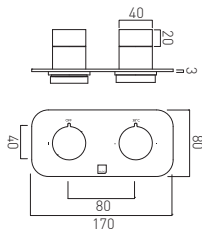


Tablet Omika vertical
trim kit for TAB-148-OMI-C/P comprises:
2 x handles
rectangular backplate
thermostatic safety stop
flow and temperature shrouds
min-max wall mount 75-100mm
optimum installation depth 87mm

chrome
TAB-148-OMI-TRIM

£ ex-vat £ inc-vat
204.17 245.00

(for use with TAB-048-CONC)



Tablet Altitude horizontal
trim kit for TAB-148-H-ALT-C/P comprises:
2 x handles
rectangular backplate
thermostatic safety stop
flow and temperature shrouds
min-max wall mount 75-100mm
optimum installation depth 87mm

chrome
TAB-148-H-ALT-TRIM

£ ex-vat £ inc-vat
187.50 225.00

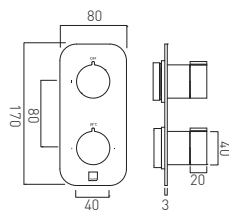
(for use with TAB-048-CONC)



Valve Component Kits

Scan QR for more information on Tablet.

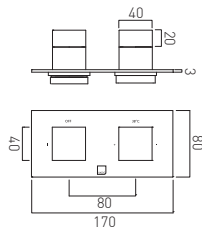
Compact in form and unique in operation, Tablet embraces the latest innovations in maximising water flow performance to ensure a fully immersive showering experience.



Tablet Altitude vertical
trim kit for TAB-148-ALT-C/P comprises:
2 x handles
rectangular backplate
thermostatic safety stop
flow and temperature shrouds
min-max wall mount 75-100mm
optimum installation depth 87mm

chrome	£ ex-vat	£ inc-vat
TAB-148-ALT-TRIM	187.50	225.00

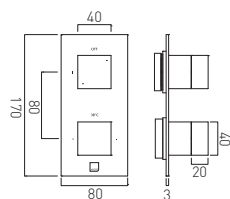
(for use with TAB-048-CONC)



Tablet Notion horizontal
trim kit for TAB-148-H-NOT-C/P comprises:
2 x handles
rectangular backplate
thermostatic safety stop
flow and temperature shrouds
min-max wall mount 75-100mm
optimum installation depth 87mm

chrome	£ ex-vat	£ inc-vat
TAB-148-H-NOT-TRIM	187.50	225.00

(for use with TAB-048-CONC)



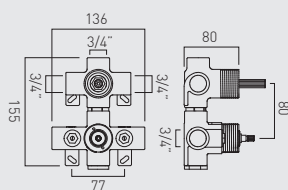
Tablet Notion vertical
trim kit for TAB-148-NOT-C/P comprises:
2 x handles
rectangular backplate
thermostatic safety stop
flow and temperature shrouds
min-max wall mount 75-100mm
optimum installation depth 87mm

chrome	£ ex-vat	£ inc-vat
TAB-148-NOT-TRIM	187.50	225.00

(for use with TAB-048-CONC)

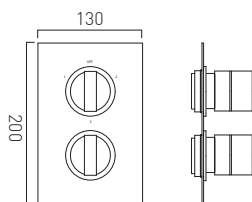


VALVE BODY



concealed 3 outlet 2 handle
thermostatic shower valve with integrated diverter
thermostatic cartridge V-704-34S
diverter cartridge FL-804-33X/3X
2 x 3/4" female inlets
3 x 3/4" female outlets
includes 3/4" - 1/2" adaptors
includes bleed valve for system flush
minimum operating pressure
0.2 bar LP (shower) 1.0 bar MP (bath)

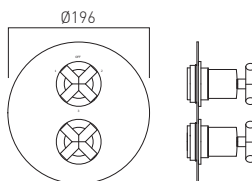
brass	£ ex-vat	£ inc-vat
CON-BV048D/3-BR	420.83	505.00



DX Notion
trim kit for NOT-148D/3-C/P comprises:
2 x handles
rectangular backplate
thermostatic temperature stop
flow and temperature shrouds
min-max wall mount 70-95mm
optimum installation depth 82mm

chrome	£ ex-vat	£ inc-vat
NOT-148D/3-TRIM-C/P	183.33	220.00

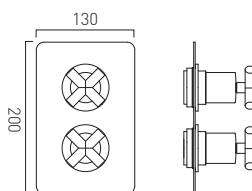
(for use with CON-BV048D/3-BR)



DX Elements
trim kit for ELE-148D/3-C/P comprises:
2 x handles
circular backplate
thermostatic temperature stop
flow and temperature shrouds
min-max wall mount 70-95mm
optimum installation depth 82mm

chrome	£ ex-vat	£ inc-vat
ELE-148D/3-TRIM-C/P	183.33	220.00

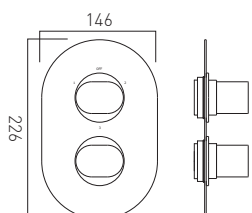
(for use with CON-BV048D/3-BR)



DX Elements
trim kit for ELE-148D/3/SQ-CP comprises:
2 x handles
rectangular backplate
thermostatic temperature stop
flow and temperature shrouds
min-max wall mount 70-95mm
optimum installation depth 82mm

chrome	£ ex-vat	£ inc-vat
ELE-148D/3/SQ-TRIM-CP	183.33	220.00

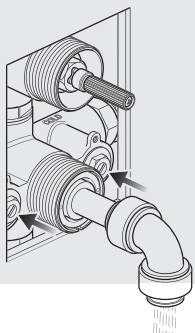
(for use with CON-BV048D/3-BR)



DX Life
trim kit for LIF-148D/3-C/P comprises:
2 x handles
oval backplate
thermostatic temperature stop
flow and temperature shrouds
min-max wall mount 70-95mm
optimum installation depth 82mm

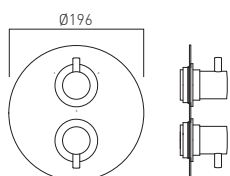
chrome	£ ex-vat	£ inc-vat
LIF-148D/3-TRIM-C/P	183.33	220.00

(for use with CON-BV048D/3-BR)



Scan QR for more information on the DX valve and bleed valve.

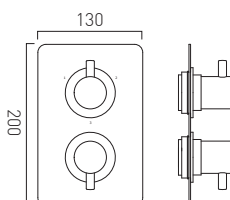
To remove unwanted residue, improve product durability and maximise product longevity, it is strongly recommended that you flush your showering system upon installation using the bleed valve supplied.



DX Celsius
trim kit for CEL-148D/3/RO-C/P comprises:
2 x handles
circular backplate
thermostatic temperature stop
flow and temperature shrouds
min-max wall mount 70-95mm
optimum installation depth 82mm

chrome	£ ex-vat	£ inc-vat
CEL-148D/3/RO-TRIM	183.33	220.00

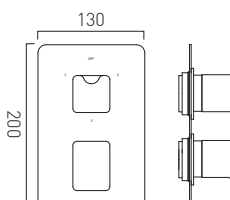
(for use with CON-BV048D/3-BR)



DX Celsius
trim kit for CEL-148D/3/SQ-C/P comprises:
2 x handles
rectangular backplate
thermostatic temperature stop
flow and temperature shrouds
min-max wall mount 70-95mm
optimum installation depth 82mm

chrome	£ ex-vat	£ inc-vat
CEL-148D/3/SQ-TRIM	183.33	220.00

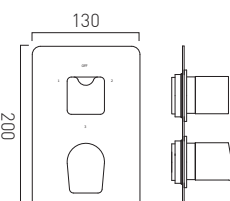
(for use with CON-BV048D/3-BR)



DX Phase
trim kit for PHA-148D/3-C/P comprises:
2 x handles
rectangular backplate
thermostatic temperature stop
flow and temperature shrouds
min-max wall mount 70-95mm
optimum installation depth 82mm

chrome	£ ex-vat	£ inc-vat
PHA-148D/3-TRIM-C/P	183.33	220.00

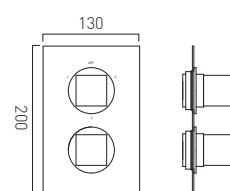
(for use with CON-BV048D/3-BR)



DX Photon
trim kit for PHO-148D/3-C/P comprises:
2 x handles
rectangular backplate
thermostatic temperature stop
flow and temperature shrouds
min-max wall mount 70-95mm
optimum installation depth 82mm

chrome	£ ex-vat	£ inc-vat
PHO-148D/3-TRIM-C/P	183.33	220.00

(for use with CON-BV048D/3-BR)



DX Mix²
trim kit for MIX-148D/3-C/P comprises:
2 x handles
rectangular backplate
thermostatic temperature stop
flow and temperature shrouds
min-max wall mount 70-95mm
optimum installation depth 82mm

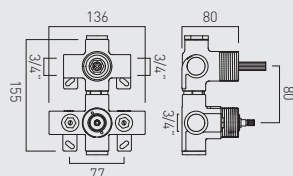
chrome	£ ex-vat	£ inc-vat
MIX-148D/3-TRIM-C/P	183.33	220.00

(for use with CON-BV048D/3-BR)



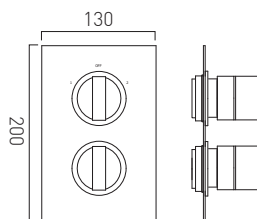
Valve Component Kits

VALVE BODY



concealed 2 outlet 2 handle
thermostatic shower valve with integrated diverter
thermostatic cartridge V-704-34S
diverter cartridge FL-804-33X/3X
2 x 3/4" female inlets
2 x 3/4" female outlets
includes 3/4" - 1/2" adaptors
includes bleed valve for system flush
minimum operating pressure
0.2 bar LP (shower) 1.0 bar MP (bath)

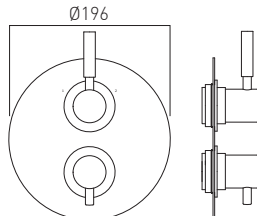
brass	£ ex-vat	£ inc-vat
CON-BV048D/2-BR	395.83	475.00



DX Notion
trim kit for NOT-148D/2-C/P comprises:
2 x handles
rectangular backplate
thermostatic temperature stop
flow and temperature shrouds
min-max wall mount 70-95mm
optimum installation depth 82mm

chrome	£ ex-vat	£ inc-vat
NOT-148D/2-TRIM-C/P	183.33	220.00

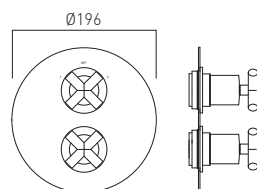
(for use with CON-BV048D/2-BR)



DX Origins
trim kit for ORI-148D/2-C/P comprises:
2 x handles
circular backplate
thermostatic temperature stop
flow and temperature shrouds
min-max wall mount 70-95mm
optimum installation depth 82mm

chrome	£ ex-vat	£ inc-vat
ORI-148D/2-TRIM-C/P	183.33	220.00

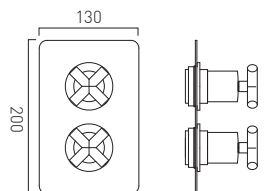
(for use with CON-BV048D/2-BR)



DX Elements
trim kit for ELE-148D/2-C/P comprises:
2 x handles
circular backplate
thermostatic temperature stop
flow and temperature shrouds
min-max wall mount 70-95mm
optimum installation depth 82mm

chrome	£ ex-vat	£ inc-vat
ELE-148D/2-TRIM-C/P	183.33	220.00

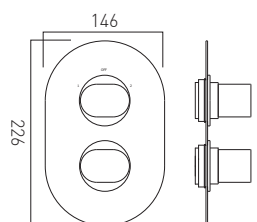
(for use with CON-BV048D/2-BR)



DX Elements
trim kit for ELE-148D/2/SQ-CP comprises:
2 x handles
rectangular backplate
thermostatic temperature stop
flow and temperature shrouds
min-max wall mount 70-95mm
optimum installation depth 82mm

chrome	£ ex-vat	£ inc-vat
ELE-148D/2/SQ-TRIM-CP	183.33	220.00

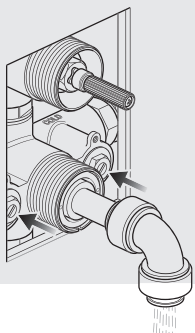
(for use with CON-BV048D/2-BR)



DX Life
trim kit for LIF-148D/2-C/P comprises:
2 x handles
oval backplate
securing rings
thermostatic temperature stop
flow and temperature shrouds
min-max wall mount 70-95mm
optimum installation depth 82mm

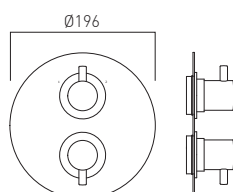
chrome	£ ex-vat	£ inc-vat
LIF-148D/2-TRIM-C/P	183.33	220.00

(for use with CON-BV048D/2-BR)



Scan QR for more information on the DX valve and bleed valve.

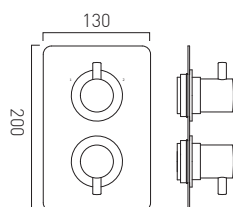
To remove unwanted residue, improve product durability and maximise product longevity, it is strongly recommended that you flush your showering system upon installation using the bleed valve supplied.



DX Celsius
trim kit for CEL-148D/2/RO-C/P comprises:
2 x handles
circular backplate
thermostatic temperature stop
flow and temperature shrouds
min-max wall mount 70-95mm
optimum installation depth 82mm

chrome	£ ex-vat	£ inc-vat
CEL-148D/2/RO-TRIM	183.33	220.00

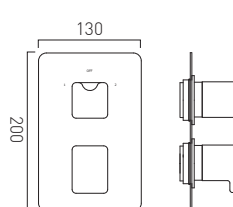
(for use with CON-BV048D/2-BR)



DX Celsius
trim kit for CEL-148D/2/SQ-C/P comprises:
2 x handles
rectangular backplate
thermostatic temperature stop
flow and temperature shrouds
min-max wall mount 70-95mm
optimum installation depth 82mm

chrome	£ ex-vat	£ inc-vat
CEL-148D/2/SQ-TRIM	183.33	220.00

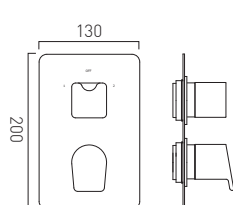
(for use with CON-BV048D/2-BR)



DX Phase
trim kit for PHA-148D/2-C/P comprises:
2 x handles
rectangular backplate
thermostatic temperature stop
flow and temperature shrouds
min-max wall mount 70-95mm
optimum installation depth 82mm

chrome	£ ex-vat	£ inc-vat
PHA-148D/2-TRIM-C/P	183.33	220.00

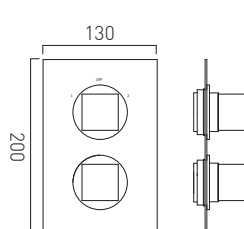
(for use with CON-BV048D/2-BR)



DX Photon
trim kit for PHO-148D/2-C/P comprises:
2 x handles
rectangular backplate
thermostatic temperature stop
flow and temperature shrouds
min-max wall mount 70-95mm
optimum installation depth 82mm

chrome	£ ex-vat	£ inc-vat
PHO-148D/2-TRIM-C/P	183.33	220.00

(for use with CON-BV048D/2-BR)



DX Mix²
trim kit for MIX-148D/2-C/P comprises:
2 x handles
rectangular backplate
thermostatic temperature stop
flow and temperature shrouds
min-max wall mount 70-95mm
optimum installation depth 82mm

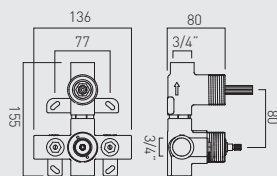
chrome	£ ex-vat	£ inc-vat
MIX-148D/2-TRIM-C/P	183.33	220.00

(for use with CON-BV048D/2-BR)



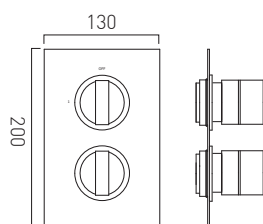
Valve Component Kits

VALVE BODY



concealed 1 outlet 2 handle
thermostatic shower valve
thermostatic cartridge V-704-34S
flow cartridge C-301-RTC
2 x 3/4" female inlets
1 x 3/4" female outlet
includes 3/4" - 1/2" adaptors
includes bleed valve for system flush
minimum operating pressure
0.2 bar LP (shower) 1.0 bar MP (bath)

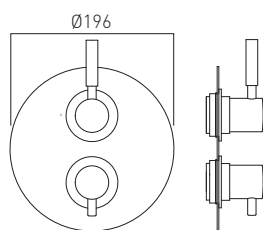
brass	£ ex-vat	£ inc-vat
CON-BV048D-BR	295.83	355.00



DX Notion
trim kit for NOT-148D-C/P comprises:
2 x handles
rectangular backplate
thermostatic temperature stop
flow and temperature shrouds
min-max wall mount 70-95mm
optimum installation depth 82mm

chrome	£ ex-vat	£ inc-vat
NOT-148D-TRIM-C/P	183.33	220.00

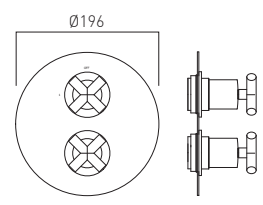
(for use with CON-BV048D-BR)



DX Origins
trim kit for ORI-148D-C/P comprises:
2 x handles
circular backplate
thermostatic temperature stop
flow and temperature shrouds
min-max wall mount 70-95mm
optimum installation depth 82mm

chrome	£ ex-vat	£ inc-vat
ORI-148D-TRIM-C/P	183.33	220.00

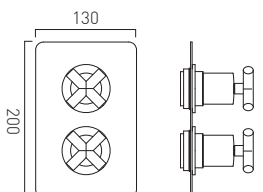
(for use with CON-BV048D-BR)



DX Elements
trim kit for ELE-148D-C/P comprises:
2 x handles
circular backplate
thermostatic temperature stop
flow and temperature shrouds
min-max wall mount 70-95mm
optimum installation depth 82mm

chrome	£ ex-vat	£ inc-vat
ELE-148D-TRIM-C/P	183.33	220.00

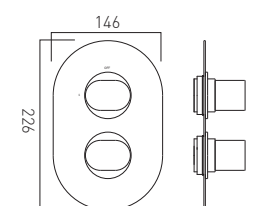
(for use with CON-BV048D-BR)



DX Elements
trim kit for ELE-148D/SQ-C/P comprises:
2 x handles
rectangular backplate
thermostatic temperature stop
flow and temperature shrouds
min-max wall mount 70-95mm
optimum installation depth 82mm

chrome	£ ex-vat	£ inc-vat
ELE-148D/SQ-TRIM-CP	183.33	220.00

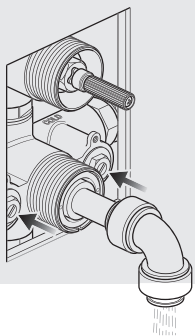
(for use with CON-BV048D-BR)



DX Life
trim kit for LIF-148D-C/P comprises:
2 x handles
oval backplate
thermostatic temperature stop
flow and temperature shrouds
min-max wall mount 70-95mm
optimum installation depth 82mm

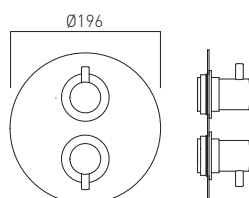
chrome	£ ex-vat	£ inc-vat
LIF-148D-TRIM-C/P	183.33	220.00

(for use with CON-BV048D-BR)



Scan QR for more information on the DX valve and bleed valve.

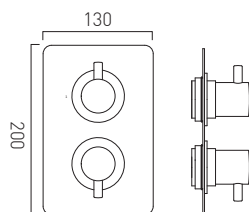
To remove unwanted residue, improve product durability and maximise product longevity, it is strongly recommended that you flush your showering system upon installation using the bleed valve supplied.



DX Celsius
trim kit for CEL-148D/RO-C/P comprises:
2 x handles
circular backplate
thermostatic temperature stop
flow and temperature shrouds
min-max wall mount 70-95mm
optimum installation depth 82mm

chrome	£ ex-vat	£ inc-vat
CEL-148D/RO-TRIM-C/P	183.33	220.00

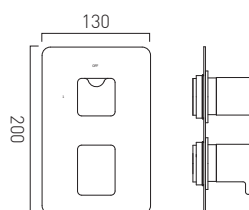
(for use with CON-BV048D-BR)



DX Celsius
trim kit for CEL-148D/SQ-C/P comprises:
2 x handles
rectangular backplate
thermostatic temperature stop
flow and temperature shrouds
min-max wall mount 70-95mm
optimum installation depth 82mm

chrome	£ ex-vat	£ inc-vat
CEL-148D/SQ-TRIM-C/P	183.33	220.00

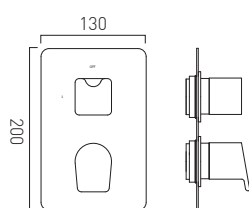
(for use with CON-BV048D-BR)



DX Phase
trim kit for PHA-148D-C/P comprises:
2 x handles
rectangular backplate
thermostatic temperature stop
flow and temperature shrouds
min-max wall mount 70-95mm
optimum installation depth 82mm

chrome	£ ex-vat	£ inc-vat
PHA-148D-TRIM-C/P	183.33	220.00

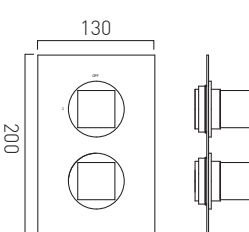
(for use with CON-BV048D-BR)



DX Photon
trim kit for PHO-148D-C/P comprises:
2 x handles
rectangular backplate
thermostatic temperature stop
flow and temperature shrouds
min-max wall mount 70-95mm
optimum installation depth 82mm

chrome	£ ex-vat	£ inc-vat
PHO-148D-TRIM-C/P	183.33	220.00

(for use with CON-BV048D-BR)



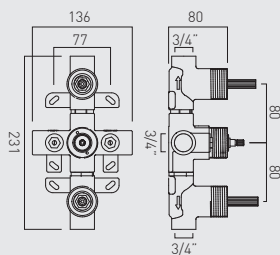
DX Mix²
trim kit for MIX-148D-C/P comprises:
2 x handles
rectangular backplate
thermostatic temperature stop
flow and temperature shrouds
min-max wall mount 70-95mm
optimum installation depth 82mm

chrome	£ ex-vat	£ inc-vat
MIX-148D-TRIM-C/P	183.33	220.00

(for use with CON-BV048D-BR)



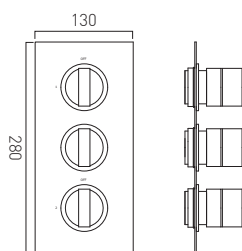
VALVE BODY



concealed 2 outlet 3 handle
thermostatic shower valve
thermostatic cartridge V-704-34S
flow cartridge C-301-RTC
2 x 3/4" female inlets
2 x 3/4" female outlets
includes 3/4" - 1/2" adaptors
includes bleed valve for system flush
minimum operating pressure
0.2 bar LP (shower) 1.0 bar MP (bath)

brass
CON-BV028D/2-BR

£ ex-vat	£ inc-vat
416.67	500.00

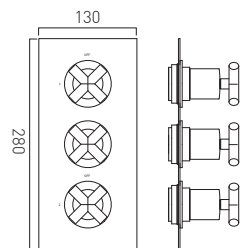


DX Notion
trim kit for NOT-128D/2-C/P comprises:
3 x handles
rectangular backplate
thermostatic temperature stop
flow and temperature shrouds
min-max wall mount 70-95mm
optimum installation depth 82mm

chrome
NOT-128D/2-TRIM-C/P

£ ex-vat	£ inc-vat
208.33	250.00

(for use with CON-BV028D/2-BR)

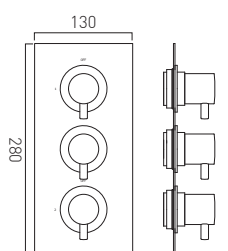


DX Elements
trim kit for ELE-128D/2-C/P comprises:
3 x handles
rectangular backplate
thermostatic temperature stop
flow and temperature shrouds
min-max wall mount 70-95mm
optimum installation depth 82mm

chrome
ELE-128D/2-TRIM-C/P

£ ex-vat	£ inc-vat
208.33	250.00

(for use with CON-BV028D/2-BR)

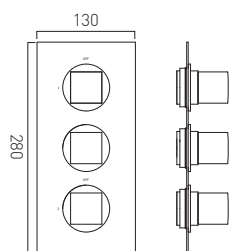


DX Celsius
trim kit for CEL-128D/2-C/P comprises:
3 x handles
rectangular backplate
thermostatic temperature stop
flow and temperature shrouds
min-max wall mount 70-95mm
optimum installation depth 82mm

chrome
CEL-128D/2-TRIM-C/P

£ ex-vat	£ inc-vat
208.33	250.00

(for use with CON-BV028D/2-BR)



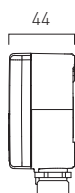
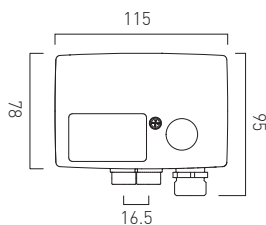
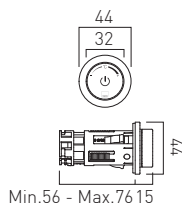
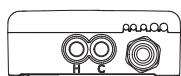
DX Mix²
trim kit for MIX-128D/2-C/P comprises:
3 x handles
rectangular backplate
thermostatic temperature stop
flow and temperature shrouds
min-max wall mount 70-95mm
optimum installation depth 82mm

chrome
MIX-128D/2-TRIM-C/P

£ ex-vat	£ inc-vat
208.33	250.00

(for use with CON-BV028D/2-BR)





INDIVIDUAL
by VADO

Sensori SmartDial
1 outlet thermostatic shower
and digital wall mounted control dial
adaptable for use with showers and baths

minimum operating pressure 1.0 bar MP

installation note:

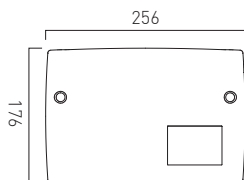
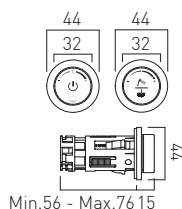
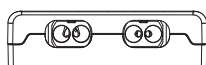
- 56mm minimum depth tolerance
- SmartDial removal tool included
- 10m wiring from CPU for flexible installation

chrome
DIA-1000

£ ex-vat £ inc-vat
829.17 995.00

Sensori products have a 5 year guarantee

1
outlet



INDIVIDUAL
by VADO

Sensori SmartDial
2 outlet thermostatic shower with diverter
and digital wall mounted control dials

minimum operating pressure 1.0 bar MP

installation note:

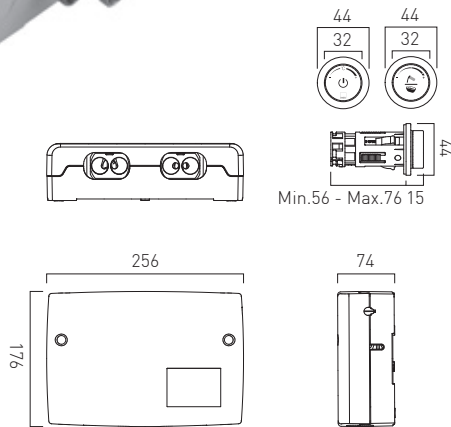
- 56mm minimum depth tolerance
- SmartDial removal tool included
- 10m wiring from CPU for flexible installation

chrome
DIA-2000

£ ex-vat £ inc-vat
1,162.50 1,395.00

Sensori products have a 5 year guarantee

2
outlet



INDIVIDUAL
by VADO

Sensori SmartDial
2 outlet thermostatic bath/shower control
with diverter and digital wall mounted dials
adaptable for use with showers and baths

minimum operating pressure 1.0 bar MP

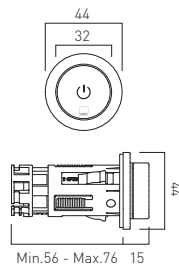
installation note:

- 56mm minimum depth tolerance
- SmartDial removal tool included
- 10m wiring from CPU for flexible installation

Sensori products have a 5 year guarantee

chrome
DIA-2700

£ ex-vat £ inc-vat
1,162.50 1,395.00



INDIVIDUAL
by VADO

Sensori SmartDial
start/stop remote
digital wall mounted start/stop button

installation note:

- 10m wiring from CPU for flexible installation

Sensori products have a 5 year guarantee

chrome
DIA-REMOTE

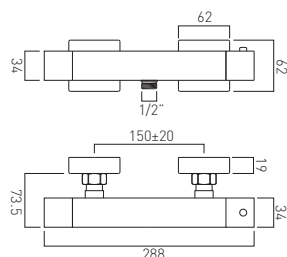
£ ex-vat £ inc-vat
208.33 250.00



Sensori Smart Showers

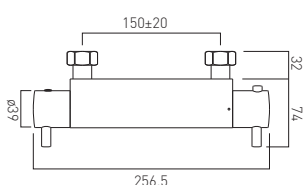


Exposed Thermo Valves



Té
exposed thermostatic shower valve 1/2"
wall mounted
thermostatic cartridge V-703-34S
flow cartridge TE-002B-1/2
3/4" x 1/2" x 50mm male eccentrics
minimum operating pressure 0.2 bar LP

chrome	£ ex-vat	£ inc-vat
TE-149T-C/P	295.83	355.00
H2ECO®		
FR-SHOWER/9-C/P	13.33	16.00

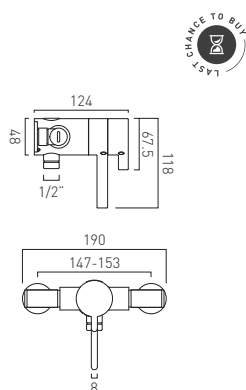


Celsius
exposed thermostatic shower valve 1/2"
wall mounted
thermostatic cartridge V-704-34S
flow cartridge C-202-RTC
3/4" x 1/2" x 50mm male eccentrics
minimum operating pressure 0.2 bar LP

chrome	£ ex-vat	£ inc-vat
CEL-149-1/2-C/P	258.33	310.00
H2ECO®		
FR-SHOWER/9-C/P	13.33	16.00



Compatible easy-fit brackets available to purchase separately see WG-049BRACKSHR-C/P below.

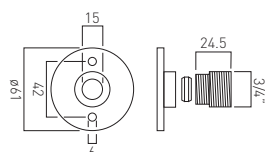


Celsius
exposed thermostatic
mini concentric shower valve 3/4"
wall mounted
concentric cartridge FL-0701-40L
minimum operating pressure 1.0 bar MP

chrome	£ ex-vat	£ inc-vat
WG-179M-CP	266.67	320.00
H2ECO®		
FR-SHOWER/9-C/P	13.33	16.00



Compatible easy-fit brackets available to purchase separately see WG-049BRACKSHR-C/P below.



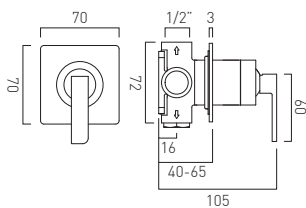
pair of easy-fix shower brackets with shrouds
wall mounted
15mm compression connection

chrome	£ ex-vat	£ inc-vat
WG-049BRACK+SHR-C/P	58.33	70.00



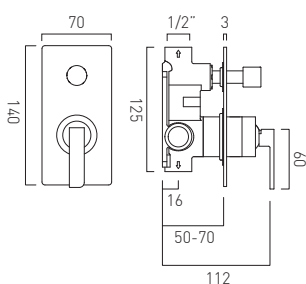
Exposed Thermo Valves





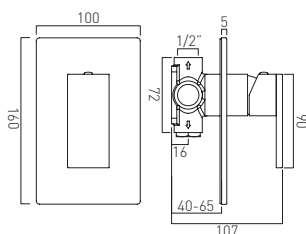
Omika
concealed 1 outlet shower valve
single lever
wall mounted
with rectangular backplate
ceramic cartridge CAR-K35A
2 x 1/2" female inlets
2 x 1/2" female outlets (one is blanked off)
min-max wall mount 40-65mm
minimum operating pressure
0.2 bar LP (shower) 1.5 bar MP (bath)

chrome
OMI-145A-C/P
£ ex-vat 204.17 £ inc-vat 245.00



Omika
concealed 2 outlet shower valve with diverter
single lever
wall mounted
with rectangular backplate
ceramic cartridge CAR-K35A
2 x 1/2" female inlets
2 x 1/2" female outlets
min-max wall mount 50-70mm
minimum operating pressure
0.2 bar LP (shower) 1.5 bar MP (bath)

chrome
OMI-147A-C/P
£ ex-vat 250.00 £ inc-vat 300.00

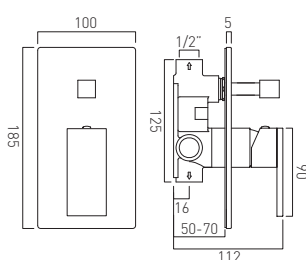


Notion
concealed 1 outlet shower valve
single lever
wall mounted
with rectangular backplate
ceramic cartridge CAR-K35A
2 x 1/2" female inlets
2 x 1/2" female outlets (one is blanked off)
min-max wall mount 40-65mm
minimum operating pressure
0.2 bar LP (shower) 1.5 bar MP (bath)

chrome
NOT-145A-C/P
£ ex-vat 195.83 £ inc-vat 235.00



INDIVIDUAL
by VADO

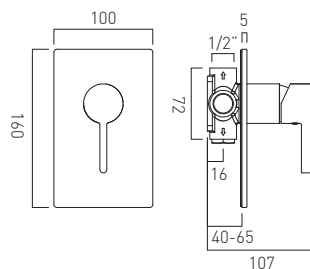


Notion
concealed 2 outlet shower valve with diverter
single lever
wall mounted
with rectangular backplate
ceramic cartridge CAR-K35A
2 x 1/2" female inlets
2 x 1/2" female outlets
min-max wall mount 50-70mm
minimum operating pressure
0.2 bar LP (shower) 1.5 bar MP (bath)

chrome
NOT-147A-C/P
£ ex-vat 241.67 £ inc-vat 290.00



INDIVIDUAL
by VADO



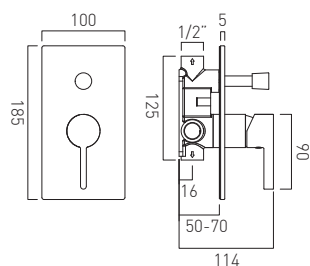
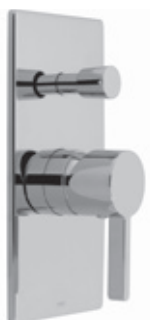
INDIVIDUAL
by VADO

Edit
concealed 1 outlet shower valve
single lever
wall mounted
with rectangular backplate
ceramic cartridge CAR-K35A
2 x 1/2" female inlets
2 x 1/2" female outlets (one is blanked off)
min-max wall mount 40-65mm
minimum operating pressure
0.2 bar LP (shower) 1.5 bar MP (bath)

chrome
EDI-145A-C/P

£ ex-vat £ inc-vat
195.83 235.00

1
outlet



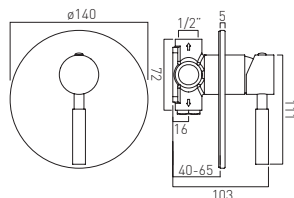
INDIVIDUAL
by VADO

Edit
concealed 2 outlet shower valve with diverter
single lever
wall mounted
with rectangular backplate
ceramic cartridge CAR-K35A
2 x 1/2" female inlets
2 x 1/2" female outlets
min-max wall mount 50-70mm
minimum operating pressure
0.2 bar LP (shower) 1.5 bar MP (bath)

chrome
EDI-147A-C/P

£ ex-vat £ inc-vat
241.67 290.00

2
outlet



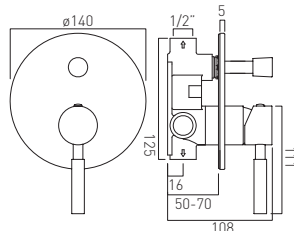
INDIVIDUAL
by VADO

Origins
concealed 1 outlet shower valve
single lever
wall mounted
with circular backplate
ceramic cartridge CAR-K35A
2 x 1/2" female inlets
2 x 1/2" female outlets (one is blanked off)
min-max wall mount 40-65mm
minimum operating pressure
0.2 bar LP (shower) 1.5 bar MP (bath)

chrome
ORI-145A-C/P

£ ex-vat £ inc-vat
195.83 235.00

1
outlet



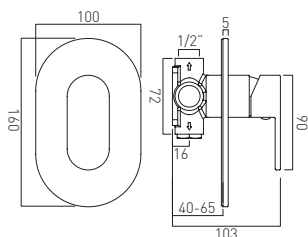
INDIVIDUAL
by VADO

Origins
concealed 2 outlet shower valve with diverter
single lever
wall mounted
with circular backplate
ceramic cartridge CAR-K35A
2 x 1/2" female inlets
2 x 1/2" female outlets
min-max wall mount 50-70mm
minimum operating pressure
0.2 bar LP (shower) 1.5 bar MP (bath)

chrome
ORI-147A-C/P

£ ex-vat £ inc-vat
241.67 290.00

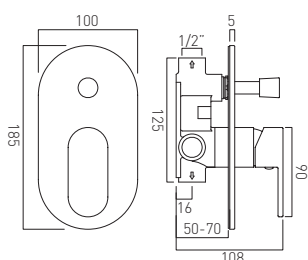
2
outlet



Life
concealed 1 outlet shower valve
single lever
wall mounted
with oval backplate
ceramic cartridge CAR-K35A
2 x 1/2" female inlets
2 x 1/2" female outlets (one is blanked off)
min-max wall mount 40-65mm
minimum operating pressure
0.2 bar LP (shower) 1.5 bar MP (bath)

chrome
LIF-145A-C/P

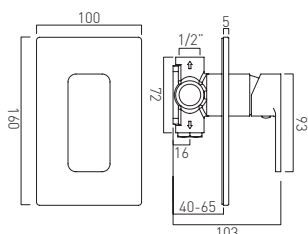
£ ex-vat £ inc-vat
195.83 235.00



Life
concealed 2 outlet shower valve with diverter
single lever
wall mounted
with oval backplate
ceramic cartridge CAR-K35A
2 x 1/2" female inlets
2 x 1/2" female outlets
min-max wall mount 50-70mm
minimum operating pressure
0.2 bar LP (shower) 1.5 bar MP (bath)

chrome
LIF-147A-C/P

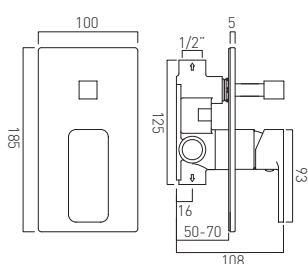
£ ex-vat £ inc-vat
241.67 290.00



Phase
concealed 1 outlet shower valve
single lever
wall mounted
with rectangular backplate
ceramic cartridge CAR-K35A
2 x 1/2" female inlets
2 x 1/2" female outlets (one is blanked off)
min-max wall mount 40-65mm
minimum operating pressure
0.2 bar LP (shower) 1.5 bar MP (bath)

chrome
PHA-145A-C/P

£ ex-vat £ inc-vat
195.83 235.00

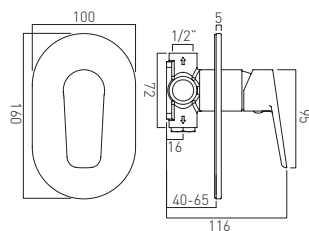


Phase
concealed 2 outlet shower valve with diverter
single lever
wall mounted
with rectangular backplate
ceramic cartridge CAR-K35A
2 x 1/2" female inlets
2 x 1/2" female outlets
min-max wall mount 50-70mm
minimum operating pressure
0.2 bar LP (shower) 1.5 bar MP (bath)

chrome
PHA-147A-C/P

£ ex-vat £ inc-vat
241.67 290.00

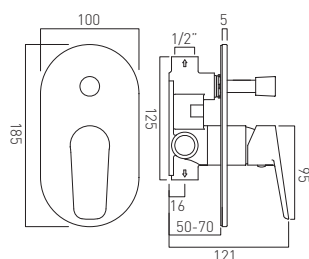




Photon
concealed 1 outlet shower valve
single lever
wall mounted
with oval backplate
ceramic cartridge CAR-K35A
2 x 1/2" female inlets
2 x 1/2" female outlets (one is blanked off)
min-max wall mount 40-65mm
minimum operating pressure
0.2 bar LP (shower) 1.5 bar MP (bath)

chrome
PHO-145A-C/P
£ ex-vat 195.83 £ inc-vat 235.00

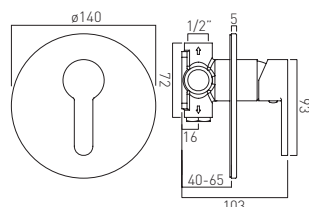
1
outlet



Photon
concealed 2 outlet shower valve with diverter
single lever
wall mounted
with oval backplate
ceramic cartridge CAR-K35A
2 x 1/2" female inlets
2 x 1/2" female outlets
min-max wall mount 50-70mm
minimum operating pressure
0.2 bar LP (shower) 1.5 bar MP (bath)

chrome
PHO-147A-C/P
£ ex-vat 241.67 £ inc-vat 290.00

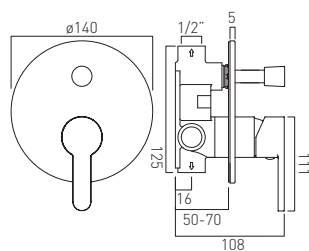
2
outlet



Sense
concealed 1 outlet shower valve
single lever
wall mounted
with circular backplate
ceramic cartridge CAR-K35A
2 x 1/2" female inlets
2 x 1/2" female outlets (one is blanked off)
min-max wall mount 40-65mm
minimum operating pressure
0.2 bar LP (shower) 1.5 bar MP (bath)

chrome
SEN-145A-C/P
£ ex-vat 195.83 £ inc-vat 235.00

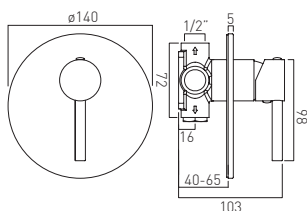
1
outlet



Sense
concealed 2 outlet shower valve with diverter
single lever
wall mounted
with circular backplate
ceramic cartridge CAR-K35A
2 x 1/2" female inlets
2 x 1/2" female outlets
min-max wall mount 50-70mm
minimum operating pressure
0.2 bar LP (shower) 1.5 bar MP (bath)

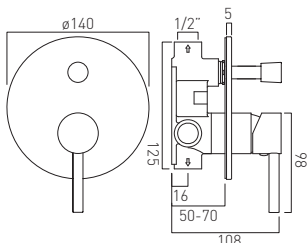
chrome
SEN-147A-C/P
£ ex-vat 241.67 £ inc-vat 290.00

2
outlet



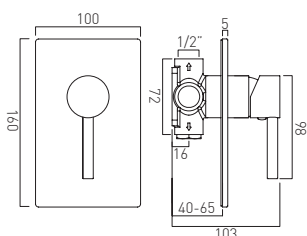
Zoo
concealed 1 outlet shower valve
single lever
wall mounted
with circular backplate
ceramic cartridge CAR-K35A
2 x 1/2" female inlets
2 x 1/2" female outlets (one is blanked off)
min-max wall mount 40-65mm
minimum operating pressure
0.2 bar LP (shower) 1.5 bar MP (bath)

chrome
Z00-145A/RO-C/P
£ ex-vat 195.83 £ inc-vat 235.00



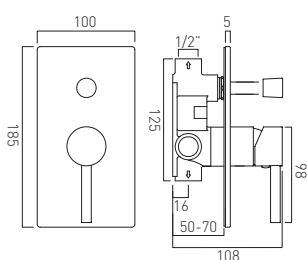
Zoo
concealed 2 outlet shower valve with diverter
single lever
wall mounted
with circular backplate
ceramic cartridge CAR-K35A
2 x 1/2" female inlets
2 x 1/2" female outlets
min-max wall mount 50-70mm
minimum operating pressure
0.2 bar LP (shower) 1.5 bar MP (bath)

chrome
Z00-147A/RO-C/P
£ ex-vat 241.67 £ inc-vat 290.00



Zoo
concealed 1 outlet shower valve
single lever
wall mounted
with rectangular backplate
ceramic cartridge CAR-K35A
2 x 1/2" female inlets
2 x 1/2" female outlets (one is blanked off)
min-max wall mount 40-65mm
minimum operating pressure
0.2 bar LP (shower) 1.5 bar MP (bath)

chrome
Z00-145A/SQ-C/P
£ ex-vat 195.83 £ inc-vat 235.00

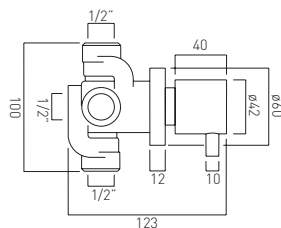


Zoo
concealed 2 outlet shower valve with diverter
single lever
wall mounted
with rectangular backplate
ceramic cartridge CAR-K35A
2 x 1/2" female inlets
2 x 1/2" female outlets
min-max wall mount 50-70mm
minimum operating pressure
0.2 bar LP (shower) 1.5 bar MP (bath)

chrome
Z00-147A/SQ-C/P
£ ex-vat 241.67 £ inc-vat 290.00

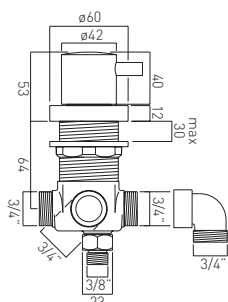






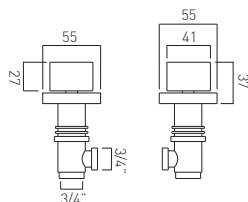

Zoo
concealed 2 outlet diverter valve
wall mounted
ceramic cartridge ZOO-144/2-CARTRIDGE
2 x 1/2" inlets
2 x 1/2" outlets
min-max wall mount 75-85mm
minimum operating pressure 0.2 bar LP

chrome	£ ex-vat	£ inc-vat
ZOO-144/2-C/P	137.50	165.00



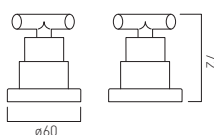
Elements
concealed 2 outlet diverter valve
deck mounted
ceramic cartridge ELE-DIVERTER/D-CART
2 x 3/4" male inlets
1 x 3/4" male outlet
1 x 3/8" male outlet
1 x 3/4" female to 3/4" male 90° elbow
deck mount drill hole diameter 46mm
minimum operating pressure 1.0 bar MP

chrome	£ ex-vat	£ inc-vat
ELE-DIVERTER/D-C/P	137.50	165.00



Geo
pair of valves 3/4"
deck mounted
cold ceramic cartridge C-302-RTC
hot ceramic cartridge C-302-LTC
3/4" x 10mm thread length male inlet
3/4" x 10mm thread length male outlet
min-max wall mount 25mm
deck mount drill hole diameter 33mm
min-max bath thickness 6-25mm
minimum operating pressure 0.2 bar LP

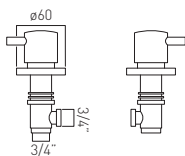
chrome	£ ex-vat	£ inc-vat
GEO-142/PR-3/4-C/P	225.00	270.00



Elements
pair of valves 3/4"
deck mounted
cold ceramic cartridge C-303-RTC
hot ceramic cartridge C-303-LTC
3/4" x 10mm thread length male inlet
3/4" x 10mm thread length male outlet
10mm thread length
deck mount drill hole diameter 33mm
minimum operating pressure 0.2 bar LP

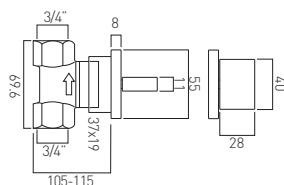
chrome	£ ex-vat	£ inc-vat
ELW-142/PR-3/4-C/P	225.00	270.00





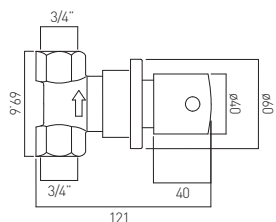
Zoo
pair of valves 3/4\"/>

chrome
Z00-142/PR-3/4-C/P
£ ex-vat 270.83 £ inc-vat 325.00



Geo
concealed stop valve 3/4\"/>

chrome
GE0-143-3/4-C/P
£ ex-vat 120.83 £ inc-vat 145.00

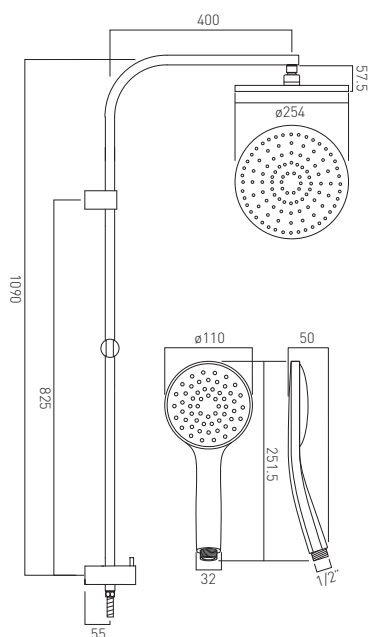


Zoo
concealed stop valve 3/4\"/>

chrome
Z00-143-3/4-C/P
£ ex-vat 120.83 £ inc-vat 145.00







rigid riser kit
with integrated diverter
with integral outlet
for use with concealed valves
1/2" threaded inlet
254mm round shower head
Atmosphere single function shower handset
minimum operating pressure 1.0 bar MP

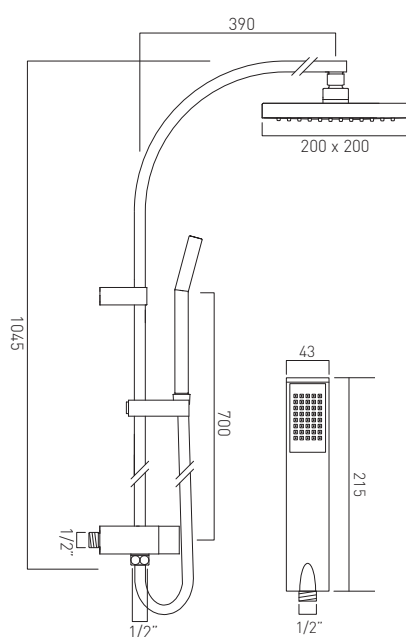
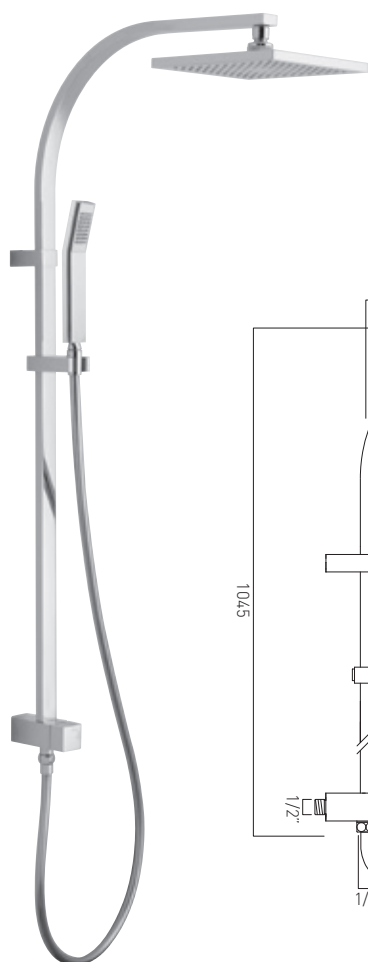
chrome	£ ex-vat	£ inc-vat
WG-RRK/DIV-148-C/P	420.83	505.00

H ₂ ECO®	£ ex-vat	£ inc-vat
FR-SHOWER/9-C/P (handset)	13.33	16.00

H ₂ ECO®	£ ex-vat	£ inc-vat
FR-SHOWER/9-C/P (head)	13.33	16.00



air injection
technology



rigid riser kit
with integrated diverter
with integral outlet
for use with concealed valves
1/2" threaded inlet
200mm square shower head
single function shower handset
minimum operating pressure 1.0 bar MP

chrome	£ ex-vat	£ inc-vat
WG-RRK/DIV/SQ-148-CP	420.83	505.00

H ₂ ECO®	£ ex-vat	£ inc-vat
FR-SHOWER/9-C/P (handset)	13.33	16.00

H ₂ ECO®	£ ex-vat	£ inc-vat
FR-SHOWER/9-C/P (head)	13.33	16.00



air injection
technology scan QR to discover more



air injection
technology scan QR to discover more

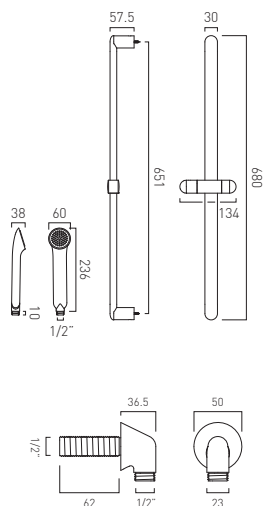


CONRAN AND
PARTNERS



Arrondi Showers

NEW & EXCLUSIVE

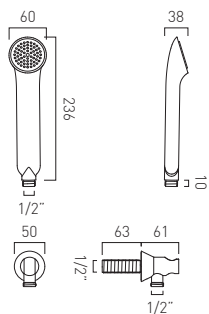


slide rail shower kit
with single function shower handset
rub-clean nozzles
622mm slider adjustment with twist control
680mm overall rail length
with 150cm smooth hose
minimum operating pressure 0.2 bar LP

also includes:
wall outlet
1/2" threaded inlet

chrome	£ ex-vat	£ inc-vat
ARR-SFSRK+0-CP	329.17	395.00
H₂ECO®		
FR-FLEXI/9-PLA	8.33	10.00

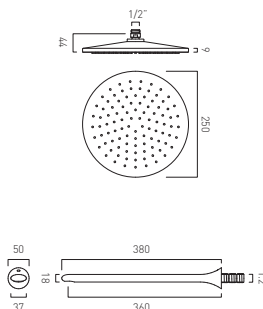
NEW & EXCLUSIVE



single function mini shower kit
rub-clean nozzles
wall mounted
with 150cm hose
and bracket with integrated outlet
1/2" inlet
minimum operating pressure 0.2 bar LP

chrome	£ ex-vat	£ inc-vat
ARR-SFMKW0-CP	216.67	260.00
H₂ECO®		
FR-FLEXI/9-PLA	8.33	10.00

NEW & EXCLUSIVE



round single function shower head
rub-clean nozzles
with shower arm
wall mounted
250mm (10") diameter
minimum operating pressure 1.0 bar MP

chrome	£ ex-vat	£ inc-vat
ARR-HEAD/SA-CP	329.17	395.00
H₂ECO®		
FR-SHOWER/9-PLA	8.33	10.00



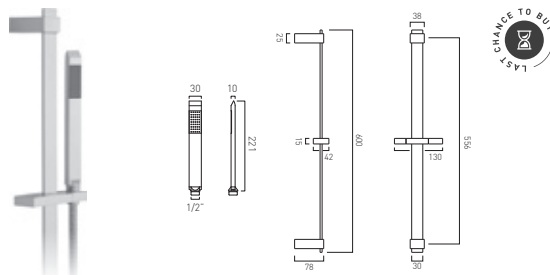
OMIKA

DESIGNED BY

Stark.



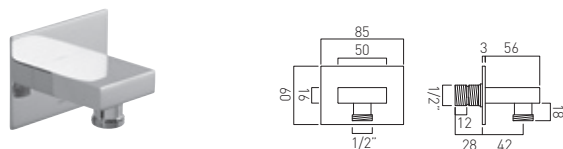
Omika Showers



slide rail shower kit
with single function handset
556mm slide rail
600mm overall rail length
with 150cm hose
minimum operating pressure 1.0 bar MP

chrome
OMI-SFSRK-C/P
£ ex-vat 245.83 £ inc-vat 295.00

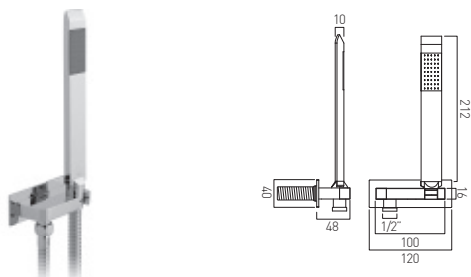
H₂ECO®
FR-FLEXI/8-PLA
8.33 10.00



Instinct
wall outlet
1/2" threaded inlet
1/2" threaded outlet

chrome
INS-OUTLET-C/P
£ ex-vat 83.33 £ inc-vat 100.00

INDIVIDUAL
by VADO

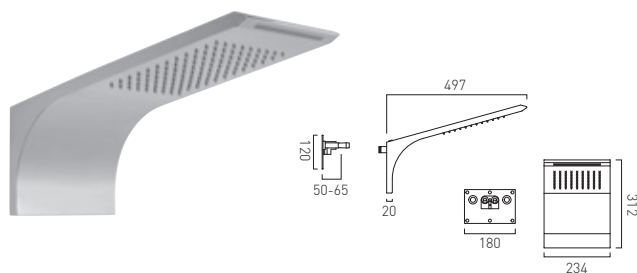


single function mini shower kit
wall mounted
with 150cm shower hose
and bracket with integrated outlet
1/2" inlet
min-max wall mount 0-11mm
minimum operating pressure 1.0 bar MP

chrome
OMI-SFMKW0/A-CP
£ ex-vat 216.67 £ inc-vat 260.00

H₂ECO®
FR-FLEXI/8-PLA
8.33 10.00

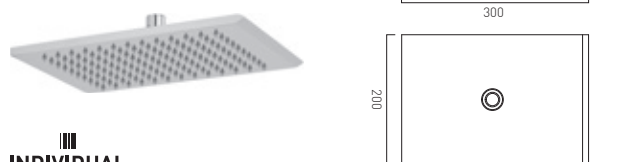
INDIVIDUAL
by VADO



shower head
wall mounted
2 functions: rain and water blade
min-max wall mount 50-65mm
optimum installation depth 57mm
minimum operating pressure 1.0 bar MP

chrome
OMI-WMHEAD-C/P
£ ex-vat 1,229.17 £ inc-vat 1,475.00

H₂ECO®
FR-106/9-PLA
(2 are required)
8.33 10.00

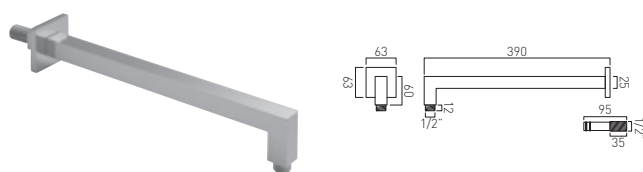


rectangular shower head
single function
easy clean
200 x 300mm (8" x 12")
minimum operating pressure 1.0 bar MP

chrome
OMI-HEAD-C/P
£ ex-vat 329.17 £ inc-vat 395.00

H₂ECO®
FR-SHOWER/9-PLA
8.33 10.00


INDIVIDUAL
by VADO

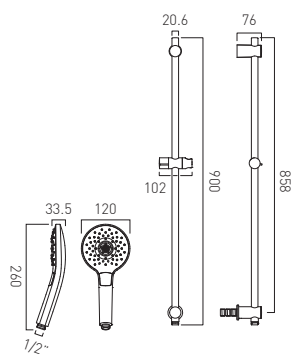


Mix²
easy fit shower arm
wall mounted

chrome
WG-EFSA/SQ-C/P
£ ex-vat 100.00 £ inc-vat 120.00

INDIVIDUAL
by VADO

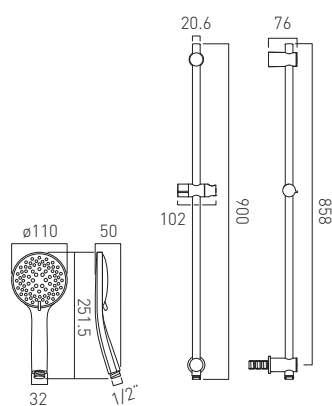




slide rail shower kit
with round 3 function push-button control handset
rub-clean nozzles
900mm slide rail with integrated outlet
with 150cm hose and hose retainer
minimum operating pressure 1.0 bar MP

chrome	£ ex-vat	£ inc-vat
ORA-MFSRKWO-RO-CP	212.50	255.00

H₂ECO®	£ ex-vat	£ inc-vat
FR-SHOWER/9-C/P	13.33	16.00



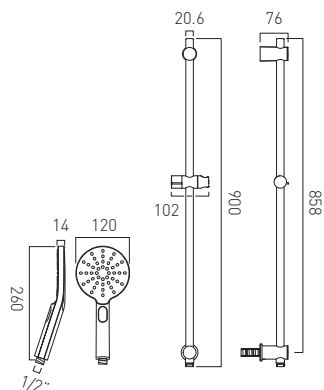
Atmosphere
slide rail shower kit
with 5 function air-injection handset
rub-clean nozzles
900mm slide rail with integrated outlet
with 150cm hose and hose retainer
minimum operating pressure 1.0 bar MP

chrome	£ ex-vat	£ inc-vat
ATM-MFSRKWO-CP	245.83	295.00

H₂ECO®	£ ex-vat	£ inc-vat
FR-SHOWER/9-C/P	13.33	16.00



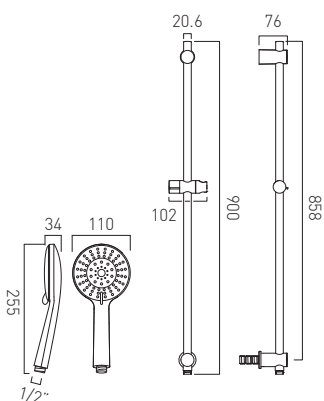
air injection
technology



Nebula
slide rail shower kit
with round 3 function push-button control handset
rub-clean nozzles
900mm slide rail with integrated outlet
with 150cm hose and hose retainer
minimum operating pressure 1.0 bar MP

chrome	£ ex-vat	£ inc-vat
NEB-MFSRKWO-RO-CP	229.17	275.00

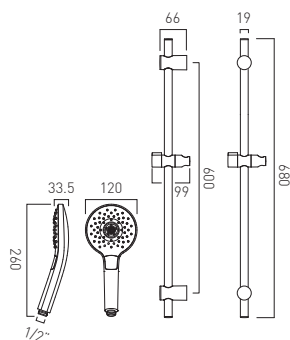
H₂ECO®	£ ex-vat	£ inc-vat
FR-SHOWER/9-C/P	13.33	16.00



Evolve
slide rail shower kit
with 5 function handset
rub-clean nozzles
900mm slide rail with integrated outlet
with 150cm hose and hose retainer
minimum operating pressure 1.0 bar MP

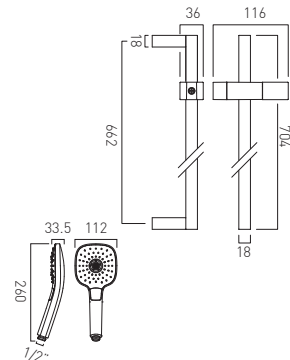
chrome	£ ex-vat	£ inc-vat
EVO-MFSRKWO-CP	212.50	255.00

H₂ECO®	£ ex-vat	£ inc-vat
FR-SHOWER/9-C/P	13.33	16.00



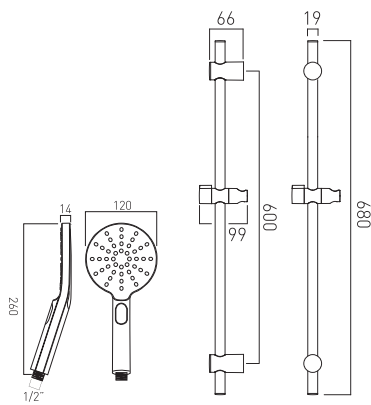
Ora
slide rail shower kit
with round 3 function push-button control handset
rub-clean nozzles
546mm slide rail with twist control
680mm overall rail length
with 150cm hose and hose retainer
minimum operating pressure 1.0 bar MP

chrome	£ ex-vat	£ inc-vat
ORA-MFSRK/RO-CP	170.83	205.00
H2ECO®		
FR-SHOWER/9-C/P	13.33	16.00



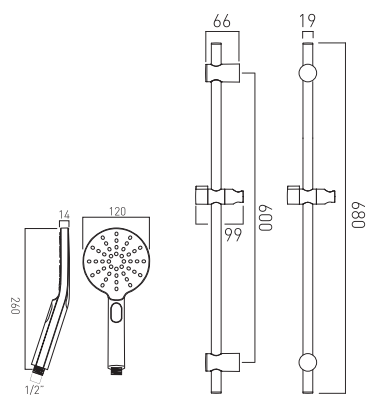
Ora
slide rail shower kit
with square 3 function push-button control handset
rub-clean nozzles
644mm slide rail with twist control
704mm overall rail length
with 150cm hose
minimum operating pressure 1.0 bar MP

chrome	£ ex-vat	£ inc-vat
ORA-MFSRK/SQ-CP	170.83	205.00
H2ECO®		
FR-SHOWER/9-C/P	13.33	16.00



Nebula
slide rail shower kit
with round 3 function push-button control handset
rub-clean nozzles
546mm slide rail with twist control
680mm overall rail length
with 150cm hose and hose retainer
minimum operating pressure 1.0 bar MP

chrome	£ ex-vat	£ inc-vat
NEB-MFSRK/RO-DB-C/P	208.33	250.00
H2ECO®		
FR-SHOWER/9-C/P	13.33	16.00

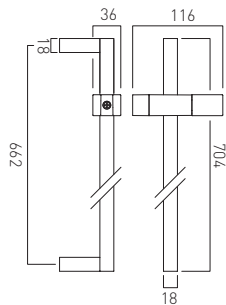
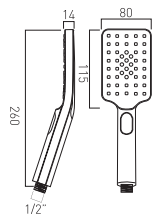


Nebula
slide rail shower kit
with square 3 function push-button control handset
rub-clean nozzles
546mm slide rail with twist control
680mm overall rail length
with 150cm smooth hose
minimum operating pressure 1.0 bar MP

chrome	£ ex-vat	£ inc-vat
NEB-MFSRK/RO/B-DB-CP	208.33	250.00
H2ECO®		
FR-SHOWER/9-C/P	13.33	16.00



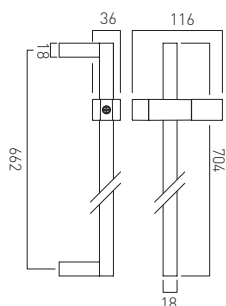
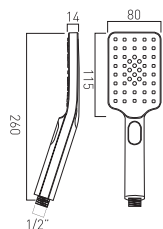
Multi Function Rails



Nebula
slide rail shower kit
with square 3 function push-button control handset
rub-clean nozzles
644mm slide rail with twist control
704mm overall rail length
with 150cm hose
minimum operating pressure 1.0 bar MP

chrome	£ ex-vat	£ inc-vat
NEB-MFSRK/SQ-DB-C/P	208.33	250.00

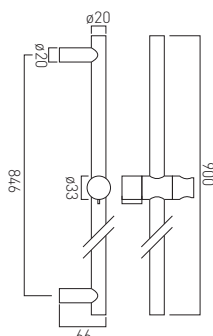
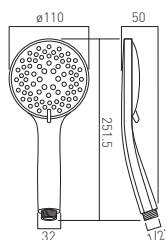
H ₂ ECO*	£ ex-vat	£ inc-vat
FR-SHOWER/9-C/P	13.33	16.00



Nebula square
slide rail shower kit
with square 3 function push-button control handset
rub-clean nozzles
644mm slide rail with twist control
704mm overall rail length
with 150cm smooth hose
minimum operating pressure 1.0 bar MP

chrome	£ ex-vat	£ inc-vat
NEB-MFSRK/SQ/B-DB-CP	208.33	250.00

H ₂ ECO*	£ ex-vat	£ inc-vat
FR-SHOWER/9-C/P	13.33	16.00

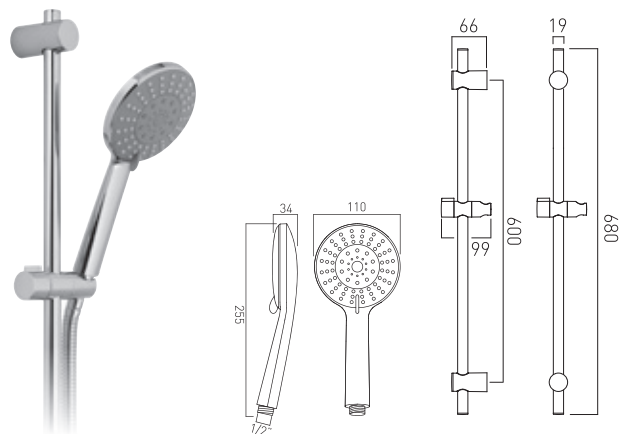


Atmosphere
slide rail shower kit
with 5 function air-injection handset
rub-clean nozzles
805mm slide rail with twist control
900mm overall rail length
with 150cm smooth hose
minimum operating pressure 1.0 bar MP

chrome	£ ex-vat	£ inc-vat
ATM-MFSRK-C/P	229.17	275.00

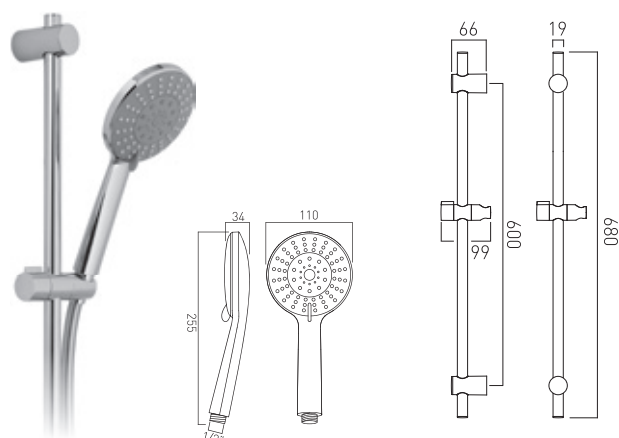
H ₂ ECO*	£ ex-vat	£ inc-vat
FR-SHOWER/9-C/P	13.33	16.00





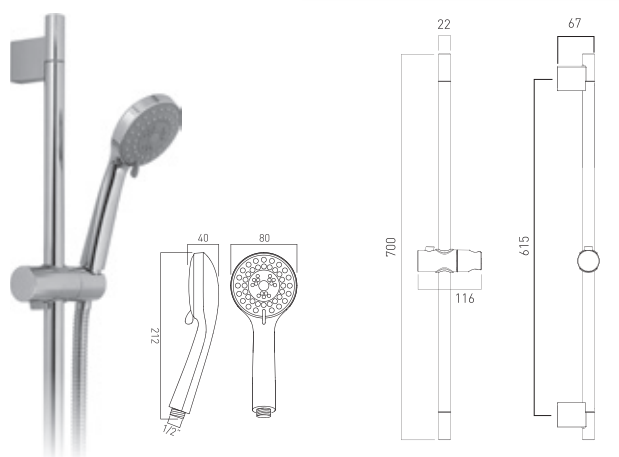
Evolve
slide rail shower kit
with 4 function handset
rub-clean nozzles
546mm slide rail with twist control
680mm overall rail length
with 150cm hose and hose retainer
minimum operating pressure 0.2 bar LP

chrome	£ ex-vat	£ inc-vat
EVO-MFSRK-DB-C/P	170.83	205.00
H2ECO®		
FR-SHOWER/9-C/P	13.33	16.00



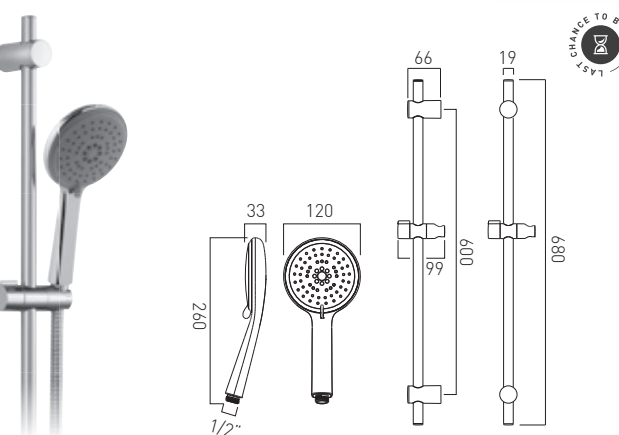
Evolve
slide rail shower kit
with 4 function handset
rub-clean nozzles
546mm slide rail with twist control
680mm overall rail length
with 150cm smooth hose and hose retainer
minimum operating pressure 0.2 bar LP

chrome	£ ex-vat	£ inc-vat
EVO-MFSRK-DB-C/P	170.83	205.00
H2ECO®		
FR-SHOWER/9-C/P	13.33	16.00



Eris
slide rail shower kit
with 3 function handset
rub-clean nozzles
566mm slide rail
700mm overall slide rail
with 150cm hose and hose retainer
minimum operating pressure 0.2 bar LP

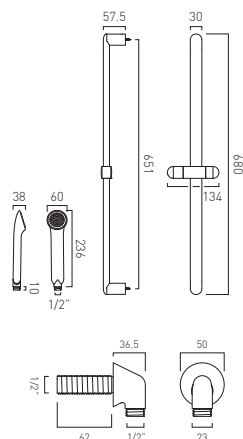
chrome	£ ex-vat	£ inc-vat
ERI-MFSRK-DB-C/P	108.33	130.00
H2ECO®		
FR-SHOWER/9-C/P	13.33	16.00



Ceres
slide rail shower kit
with 3 function handset
self-cleaning
546mm slide rail
680mm overall slide rail
with 150cm hose and hose retainer
minimum operating pressure 1.0 bar MP

chrome	£ ex-vat	£ inc-vat
CER-MFSRK-DB-C/P	162.50	195.00
H2ECO®		
FR-SHOWER/9-C/P	13.33	16.00



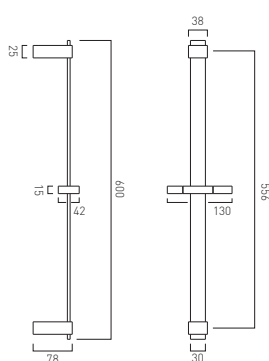
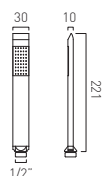
NEW & EXCLUSIVE


Arrondi
slide rail shower kit
with single function shower handset
rub-clean nozzles
622mm slider adjustment with twist control
680mm overall rail length
with 150cm smooth hose
minimum operating pressure 0.2 bar LP

also includes:
wall outlet
1/2" threaded inlet

chrome	£ ex-vat	£ inc-vat
ARR-SFSRK+0-CP	329.17	395.00

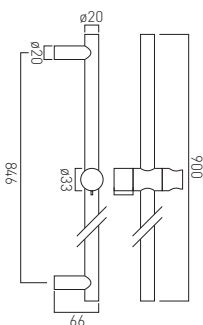
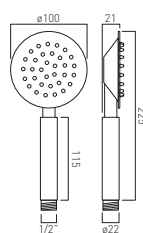
H₂ECO®		
FR-FLEXI/9-PLA	8.33	10.00



Omika
slide rail shower kit
with single function handset
556mm slide rail
600mm overall rail length
with 150cm hose
minimum operating pressure 1.0 bar MP

chrome	£ ex-vat	£ inc-vat
OMI-SFSRK-C/P	245.83	295.00

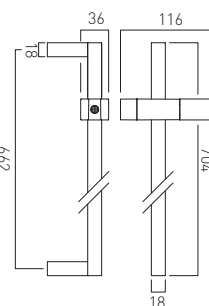
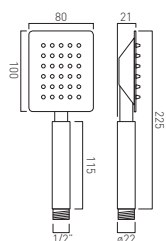
H₂ECO®		
FR-FLEXI/8-PLA	8.33	10.00



Aquablade
slide rail shower kit
with round single function shower handset
rub-clean nozzles
805mm slide rail with twist control
900mm overall rail length
with 150cm smooth hose
minimum operating pressure 0.2 bar LP

chrome	£ ex-vat	£ inc-vat
AQB-SFSRK/RO-C/P	216.67	260.00

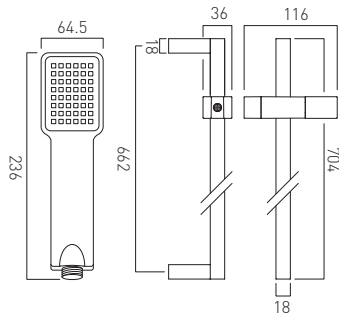
H₂ECO®		
9 l/m flow regulator fitted as standard		



Aquablade
slide rail shower kit
with square single function shower handset
rub-clean nozzles
644mm slide rail with twist control
704mm overall rail length
with 150cm smooth hose
minimum operating pressure 0.2 bar LP

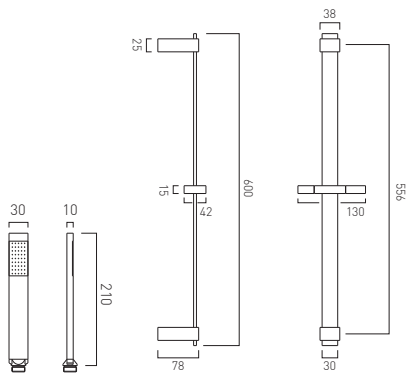
chrome	£ ex-vat	£ inc-vat
AQB-SFSRK/SQ-C/P	216.67	260.00

H₂ECO®		
9 l/m flow regulator fitted as standard		



V2
slide rail shower kit
with single function handset
rub-clean nozzles
644mm slide rail with twist control
704mm overall rail length
with 150cm hose
minimum operating pressure 0.2 bar LP

chrome	£ ex-vat	£ inc-vat
WG-V2KIT-C/P	191.67	230.00
H2ECO®		
FR-SHOWER/9-C/P	13.33	16.00

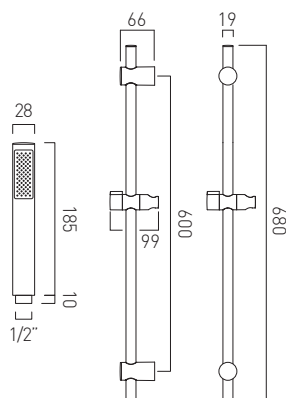


Instinct
slide rail shower kit
with single function handset
556mm slide rail
600mm overall rail length
with 150cm hose
minimum operating pressure 1.0 bar MP

chrome	£ ex-vat	£ inc-vat
INS-SFSRK-C/P	245.83	295.00
H2ECO®		
FR-SHOWER/9-C/P	13.33	16.00



adjustable fixing
for easy retro fit



Venus
slide rail shower kit
with single function handset
rub-clean nozzles
520mm slide rail with twist control
680mm overall rail length
with 150cm hose and hose retainer
minimum operating pressure 0.2 bar LP

chrome	£ ex-vat	£ inc-vat
WG-VENUSKIT-C/P	145.83	175.00
H2ECO®		
FR-SHOWER/9-C/P	13.33	16.00

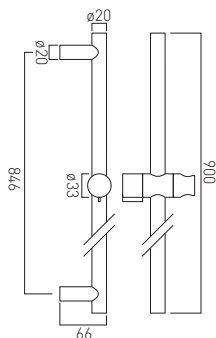
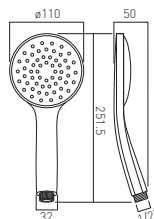


adjustable fixing
for easy retro fit



Single Function Rails

INDIVIDUAL
by VADO

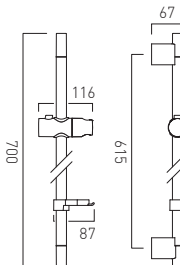
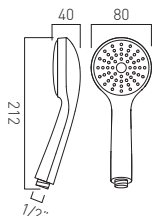


Atmosphere
slide rail shower kit
with single function air-injection handset
rub-clean nozzles
805mm slide rail with twist control
900mm overall rail length
with 150cm smooth hose
minimum operating pressure 0.2 bar LP

chrome	£ ex-vat	£ inc-vat
ATM-SFSRK/2-C/P	208.33	250.00

H₂ECO*	£ ex-vat	£ inc-vat
FR-SHOWER/9-C/P	13.33	16.00

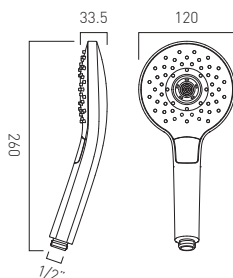
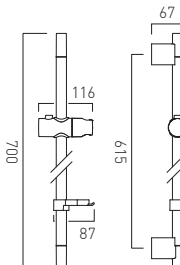
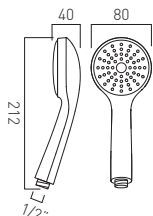
 air injection
technology



Eris
slide rail shower kit
with single function handset
rub-clean nozzles
566mm slide rail
700mm overall rail length
with 150cm hose and hose retainer
minimum operating pressure 0.2 bar LP

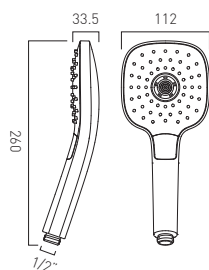
chrome	£ ex-vat	£ inc-vat
ERI-SFSRK-DB-C/P	62.50	75.00

H₂ECO*	£ ex-vat	£ inc-vat
FR-SHOWER/9-C/P	13.33	16.00



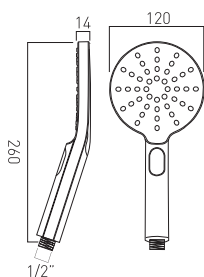
Ora
round 3 function push-button control handset
rub-clean nozzles
minimum operating pressure 1.0 bar MP

chrome	£ ex-vat	£ inc-vat
ORA-HANDSET-DB-RO-CP	70.83	85.00



Ora
square 3 function push-button control handset
rub-clean nozzles
minimum operating pressure 1.0 bar MP

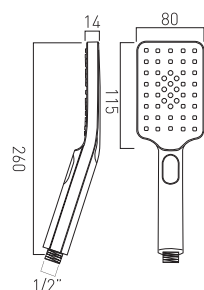
chrome	£ ex-vat	£ inc-vat
ORA-HANDSET-DB-SQ-CP	70.83	85.00



Nebula
round 3 function push-button control handset
rub-clean nozzles
minimum operating pressure 1.0 bar MP

chrome	£ ex-vat	£ inc-vat
NEB-HANDSET-RO-DB-CP	87.50	105.00

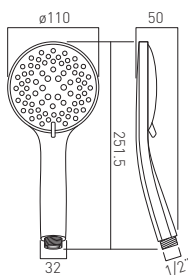
Hzecco®		
FR-SHOWER/9-C/P	13.33	16.00



Nebula
square 3 function push-button control handset
rub-clean nozzles
minimum operating pressure 1.0 bar MP

chrome	£ ex-vat	£ inc-vat
NEB-HANDSET-SQ-DB-CP	87.50	105.00

Hzecco®		
FR-SHOWER/9-C/P	13.33	16.00

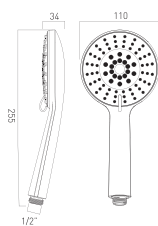


Atmosphere
air-injection handset
5 function
rub-clean nozzles
minimum operating pressure 1.0 bar MP

chrome	£ ex-vat	£ inc-vat
ATM-HANDSET/MF-DB-CP	100.00	120.00

Hzecco®		
FR-SHOWER/9-C/P	13.33	16.00

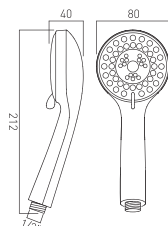




Evolve
4 function handset
rub-clean nozzles
minimum operating pressure 0.2 bar LP

chrome £ ex-vat £ inc-vat
EVO-HANDSET/MF-DB-CP 70.83 85.00

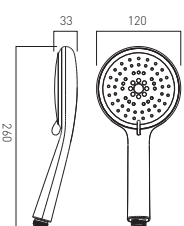
H₂ECO*
FR-SHOWER/9-C/P 13.33 16.00



Eris
3 function handset
rub-clean nozzles
minimum operating pressure 0.2 bar LP

chrome £ ex-vat £ inc-vat
ERI-HANDSET/MF-DB-CP 54.17 65.00

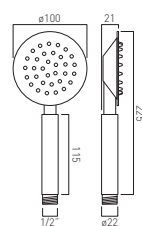
H₂ECO*
FR-SHOWER/9-C/P 13.33 16.00



Ceres
3 function handset
self-cleaning
minimum operating pressure 1.0 bar MP

chrome £ ex-vat £ inc-vat
CER-HANDSET/MF-DB-CP 66.67 80.00

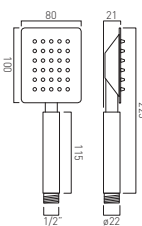
H₂ECO*
FR-SHOWER/9-C/P 13.33 16.00



Aquablade
round single function handset
rub-clean nozzles
minimum operating pressure 0.2 bar LP

chrome £ ex-vat £ inc-vat
AQB-HANDSET/RO-DB-CP 100.00 120.00

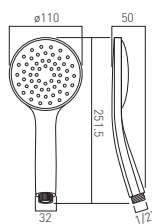
H₂ECO*
9 l/m flow regulator fitted as standard



Aquablade
square single function handset
rub-clean nozzles
minimum operating pressure 0.2 bar LP

chrome £ ex-vat £ inc-vat
AQB-HANDSET/SQ-DB-CP 100.00 120.00

H₂ECO*
9 l/m flow regulator fitted as standard

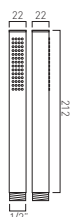


Atmosphere
air-injection handset
single function
rub-clean nozzles
minimum operating pressure 0.2 bar LP

chrome	€ ex-vat	€ inc-vat
ATM-HANDSET/SF-DB-CP	79.17	95.00

H₂ECO®	€ ex-vat	€ inc-vat
FR-SHOWER/9-C/P	13.33	16.00

 air injection
technology



Mix²
single function shower handset
rub-clean nozzles
minimum operating pressure 1.0 bar MP

chrome	€ ex-vat	€ inc-vat
MIX-HANDSET2-DB-C/P	104.17	125.00

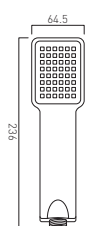
H₂ECO®	€ ex-vat	€ inc-vat
FR-SHOWER/9-C/P	13.33	16.00



Zoo
single function shower handset
rub-clean nozzles
minimum operating pressure 0.2 bar LP

chrome	€ ex-vat	€ inc-vat
ZOO-HANDSET-DB-C/P	58.33	70.00

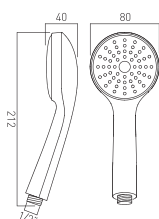
H₂ECO®	€ ex-vat	€ inc-vat
FR-SHOWER/9-C/P	13.33	16.00



V2
single function shower handset
rub-clean nozzles
minimum operating pressure 0.2 bar LP

chrome	€ ex-vat	€ inc-vat
WG-V2HANDSET-DB-C/P	66.67	80.00

H₂ECO®	€ ex-vat	€ inc-vat
FR-SHOWER/9-C/P	13.33	16.00



Eris
single function shower handset
rub-clean nozzles
minimum operating pressure 0.2 bar LP

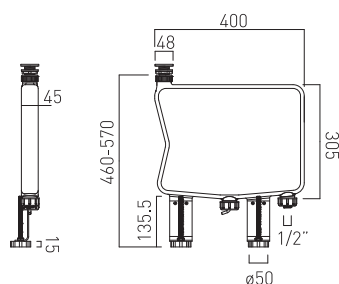
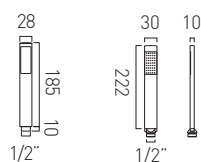
chrome	€ ex-vat	€ inc-vat
ERI-HANDSET/SF-DB-CP	29.17	35.00

H₂ECO®	€ ex-vat	€ inc-vat
FR-SHOWER/9-C/P	13.33	16.00





available with round and square options

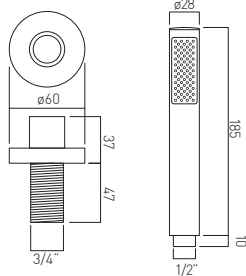


Capsule
single function shower handset
deck mounted
with flexible hose
deck mount drill hole diameter 32mm
capsule concealed box to eliminate water ingress
height adjustment (480 - 570mm)
escutcheon bath deck thickness (1 - 35mm)
fits bath cavities of 50mm wide
can be fitted in corner of bath*
minimum operating pressure 1.0 bar MP

for backflow prevention please fit with a double
check valve

	chrome	£ ex-vat	£ inc-vat
round option			
ZOO-CAPSULE-C/P		304.17	365.00
square option			
NOT-CAPSULE-C/P		304.17	365.00
H₂ECO*			
FR-106/4-PLA		8.33	10.00

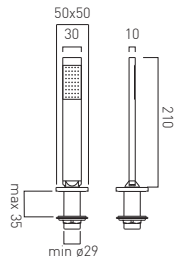
*please do not install under a direct flow of water



Zoo
single function shower handset
rub-clean nozzles
deck mounted
with hose and handset
deck mount drill hole diameter 27mm
minimum operating pressure 0.2 bar LP

to change any deck mounted handset to sit at a
45° angle order product WG-ELBOW/45-C/P see
page 240 for full details

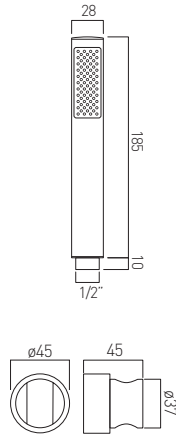
	chrome	£ ex-vat	£ inc-vat
ZOO-DECKKIT-C/P		170.83	205.00
H₂ECO*			
FR-SHOWER/9-C/P		13.33	16.00



Notion
single function shower handset
deck mounted
with hose and handset
deck mount drill hole diameter 30mm
minimum operating pressure 1.0 bar MP

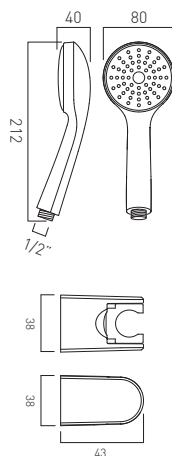
to change any deck mounted handset to sit at a
45° angle order product WG-ELBOW/45-C/P
see page 240 for full details

chrome	£ ex-vat	£ inc-vat
NOT-DECKKIT-C/P	170.83	205.00
H₂ECO®		
FR-SHOWER/9-C/P	13.33	16.00



Zoo
single function mini shower kit
rub-clean nozzles
wall mounted
with 150cm smooth hose and bracket
minimum operating pressure 0.2 bar LP

chrome	£ ex-vat	£ inc-vat
ZOO-SFMK-C/P	116.67	140.00
H₂ECO®		
FR-SHOWER/9-C/P	13.33	16.00

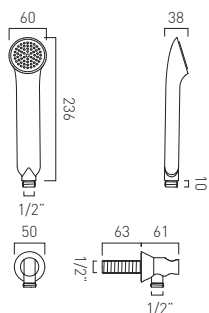


Eris
single function mini shower kit
rub-clean nozzles
wall mounted
with 150cm hose and adjustable bracket
minimum operating pressure 0.2 bar LP

chrome	£ ex-vat	£ inc-vat
ERI-SFMK-C/P	62.50	75.00
H₂ECO®		
FR-SHOWER/9-C/P	13.33	16.00

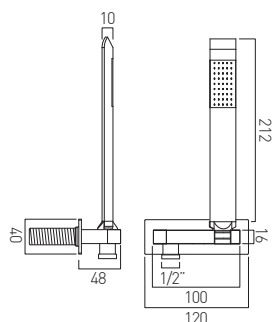


NEW & EXCLUSIVE



Arrondi
single function mini shower kit
rub-clean nozzles
wall mounted
with 150cm hose
and bracket with integrated outlet
1/2" inlet
minimum operating pressure 0.2 bar LP

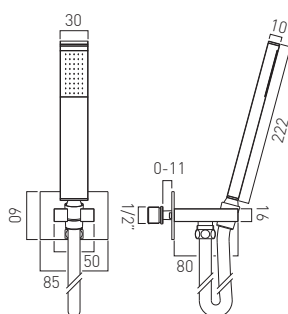
chrome	£ ex-vat	£ inc-vat
ARR-SFMKW0-CP	216.67	260.00
H₂ECO®		
FR-FLEXI/9-PLA	8.33	10.00



Omika
single function mini shower kit
wall mounted
with 150cm shower hose
and bracket with integrated outlet
1/2" inlet
min-max wall mount 0-11mm
minimum operating pressure 1.0 bar MP

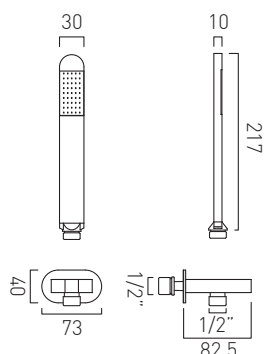
chrome	£ ex-vat	£ inc-vat
OMI-SFMKW0/A-CP	216.67	260.00
H₂ECO®		
FR-FLEXI/8-PLA	8.33	10.00

INDIVIDUAL
by VADO



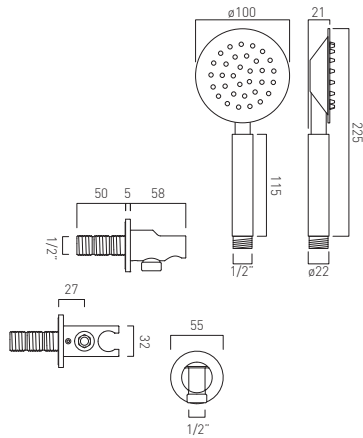
Instinct
single function mini shower kit
wall mounted
with 150cm shower hose
and bracket with integrated outlet
1/2" inlet
min-max wall mount 0-11mm
minimum operating pressure 1.0 bar MP

chrome	£ ex-vat	£ inc-vat
INS-SFMKW0-C/P	208.33	250.00
H₂ECO®		
FR-FLEXI/8-PLA	8.33	10.00



Life
single function mini shower kit
wall mounted
with 150cm shower hose
and bracket with integrated outlet
1/2" inlet
min-max wall mount 0-11mm
minimum operating pressure 1.0 bar MP

chrome	£ ex-vat	£ inc-vat
LIF-SFMKW0-C/P	208.33	250.00
H₂ECO®		
FR-FLEXI/8-PLA	8.33	10.00

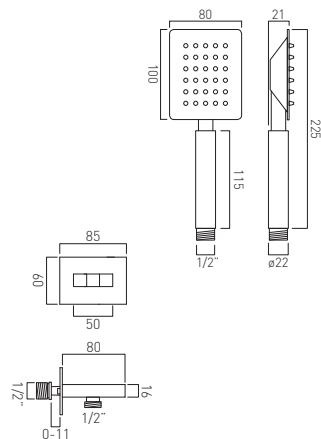


Aquablade
round single function mini shower kit
rub-clean nozzles
wall mounted
with 150cm hose
and bracket with integrated outlet
1/2" inlet
minimum operating pressure 1.0 bar MP

chrome	£ ex-vat	£ inc-vat
AQB-SFMKWQ/RO-C/P	200.00	240.00

H2ECO®

9 l/m flow regulator fitted as standard

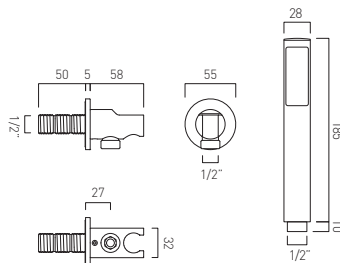


Aquablade
square single function mini shower kit
rub-clean nozzles
wall mounted
with 150cm hose
and bracket with integrated outlet
1/2" inlet
min-max wall mount 0-11mm
minimum operating pressure 1.0 bar MP

chrome	£ ex-vat	£ inc-vat
AQB-SFMKWQ/SQ-C/P	200.00	240.00

H2ECO®

9 l/m flow regulator fitted as standard



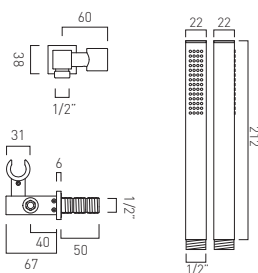
Zoo
single function mini shower kit
rub-clean nozzles
wall mounted
with 150cm hose
and bracket with integrated outlet
1/2" inlet
minimum operating pressure 0.2 bar LP

chrome	£ ex-vat	£ inc-vat
ZOO-SFMKWQ-C/P	162.50	195.00

H2ECO®

FR-SHOWER/9-C/P	13.33	16.00
-----------------	-------	-------

INDIVIDUAL
by VADO



Mix²
single function mini shower kit
rub-clean nozzles
wall mounted
with 150cm hose
and bracket with integrated outlet
1/2" inlet
minimum operating pressure 1.0 bar MP

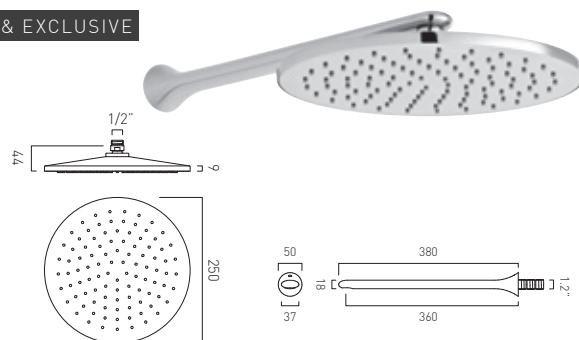
chrome	£ ex-vat	£ inc-vat
MIX-SFMKWQ-C/P	208.33	250.00

H2ECO®

FR-SHOWER/9-C/P	13.33	16.00
-----------------	-------	-------



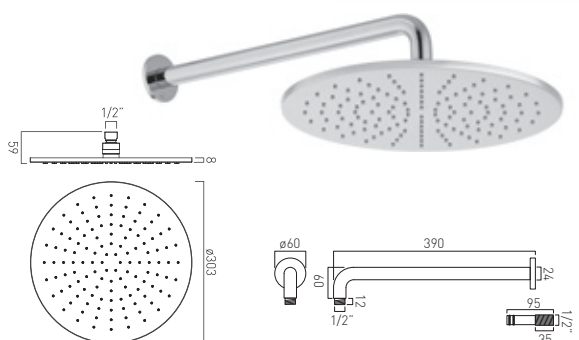
Mini Kits with Outlet

NEW & EXCLUSIVE


round single function shower head
rub-clean nozzles
with shower arm
wall mounted
250mm (10") diameter
minimum operating pressure 1.0 bar MP

chrome	£ ex-vat	£ inc-vat
ARR-HEAD/SA-CP	329.17	395.00

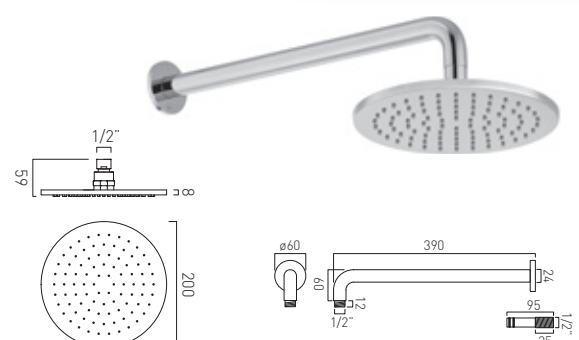
H ₂ ECO®	£ ex-vat	£ inc-vat
FR-SHOWER/9-PLA	8.33	10.00



Nebula
round single function shower head
rub-clean nozzles
with shower arm
wall mounted
300mm (12") diameter
minimum operating pressure 1.0 bar MP

chrome	£ ex-vat	£ inc-vat
NEB-RO/30-SA-CP	375.00	450.00

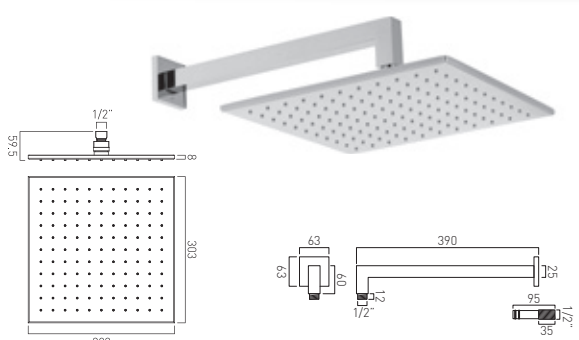
H ₂ ECO®	£ ex-vat	£ inc-vat
FR-SHOWER/9-PLA	8.33	10.00



Nebula
round single function shower head
rub-clean nozzles
with shower arm
wall mounted
200mm (8") diameter
minimum operating pressure 0.2 bar LP

chrome	£ ex-vat	£ inc-vat
NEB-RO/20-SA-CP	258.33	310.00

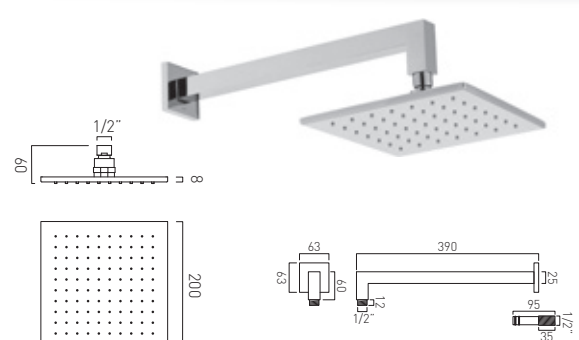
H ₂ ECO®	£ ex-vat	£ inc-vat
FR-SHOWER/9-PLA	8.33	10.00



Nebula
square single function shower head
rub-clean nozzles
with shower arm
wall mounted
300mm (12")
minimum operating pressure 1.0 bar MP

chrome	£ ex-vat	£ inc-vat
NEB-SQ/30-SA-CP	375.00	450.00

H ₂ ECO®	£ ex-vat	£ inc-vat
FR-SHOWER/9-PLA	8.33	10.00

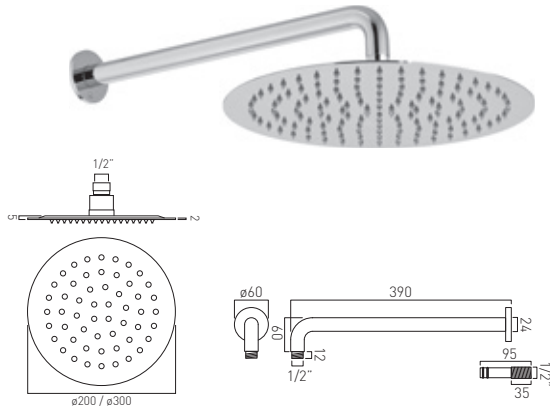


Nebula
square single function shower head
rub-clean nozzles
with shower arm
wall mounted
200mm (8")
minimum operating pressure 0.2 bar LP

chrome	£ ex-vat	£ inc-vat
NEB-SQ/20-SA-CP	258.33	310.00

H ₂ ECO®	£ ex-vat	£ inc-vat
FR-SHOWER/9-PLA	8.33	10.00





Aquablade
round slimline single function shower head
rub-clean nozzles
with shower arm
wall mounted

300mm (12") diameter
minimum operating pressure 1.0 bar MP

200mm (8") diameter
minimum operating pressure 0.2 bar LP

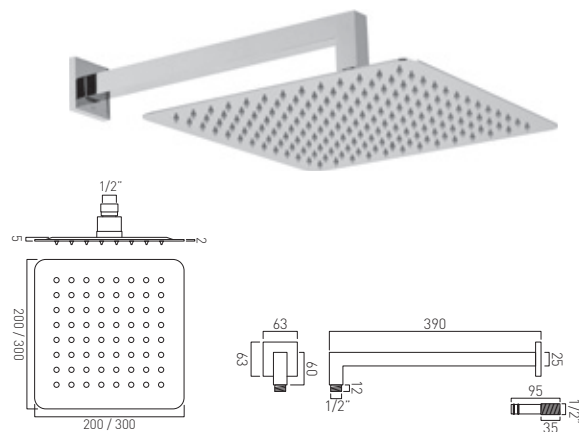
chrome / stainless steel £ ex-vat £ inc-vat

AQB-RQ/30/SA-C/P 354.17 425.00

AQB-RQ/20/SA-C/P 245.83 295.00

H₂ECO®

FR-SHOWER/9-PLA 8.33 10.00



Aquablade
square slimline single function shower head
rub-clean nozzles
with shower arm
wall mounted

300mm (12")
minimum operating pressure 1.0 bar MP

200mm (8")
minimum operating pressure 0.2 bar LP

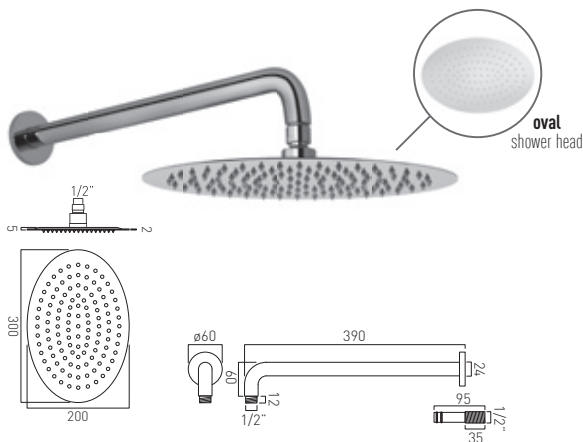
chrome / stainless steel £ ex-vat £ inc-vat

AQB-SQ/30/SA-A-C/P 354.17 425.00

AQB-SQ/20/SA-A-C/P 245.83 295.00

H₂ECO®

FR-SHOWER/9-PLA 8.33 10.00



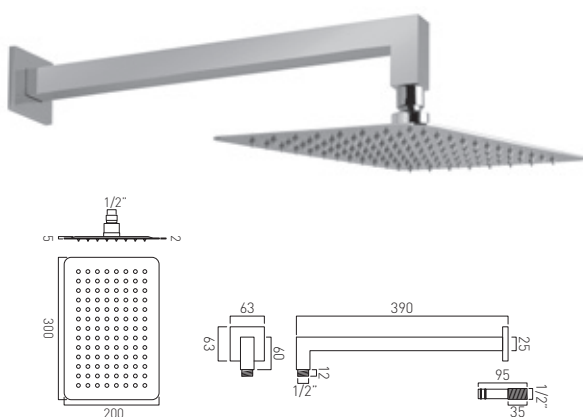
Aquablade
oval slimline single function shower head
rub-clean nozzles
with shower arm
wall mounted
200mm x 300mm (8" x 12")
minimum operating pressure 1.0 bar MP

chrome / stainless steel £ ex-vat £ inc-vat

AQB-OV/30/SA-C/P 354.17 425.00

H₂ECO®

FR-SHOWER/9-PLA 8.33 10.00



Aquablade
rectangular slimline single function shower head
rub-clean nozzles
with shower arm
wall mounted
200mm x 300mm (8" x 12")
minimum operating pressure 1.0 bar MP

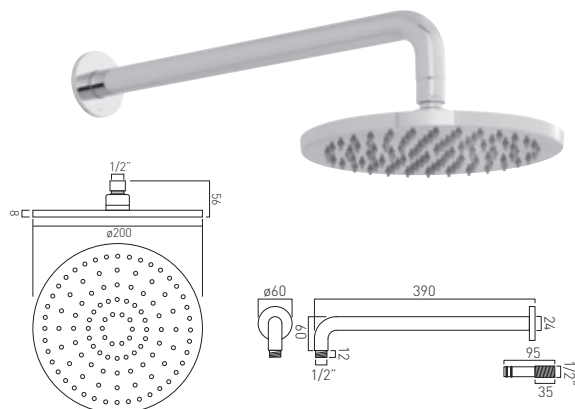
chrome / stainless steel £ ex-vat £ inc-vat

AQB-20X30/SA-A-C/P 329.17 395.00

H₂ECO®

FR-SHOWER/9-PLA 8.33 10.00

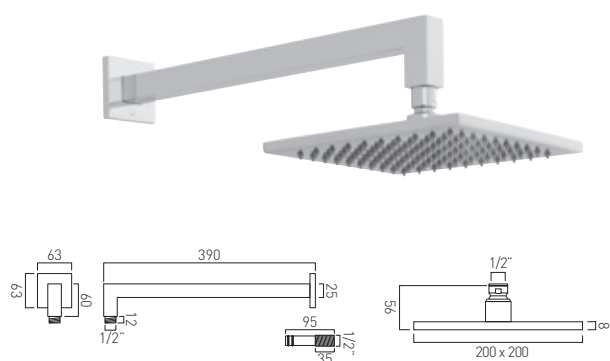




Atmosphere
round single function aerated shower head
rub-clean nozzles
with shower arm
wall mounted
200mm (8") diameter
minimum operating pressure 1.0 bar MP

chrome
ATM-HEADRO/B/SA-C/P £ ex-vat 329.17 £ inc-vat 395.00

H₂ECO*
FR-SHOWER/9-PLA 8.33 10.00



Atmosphere
square single function aerated shower head
rub-clean nozzles
with shower arm
wall mounted
200mm (8")
minimum operating pressure 1.0 bar MP

chrome
ATM-HEADSQ/B/SA-A-CP £ ex-vat 329.17 £ inc-vat 395.00

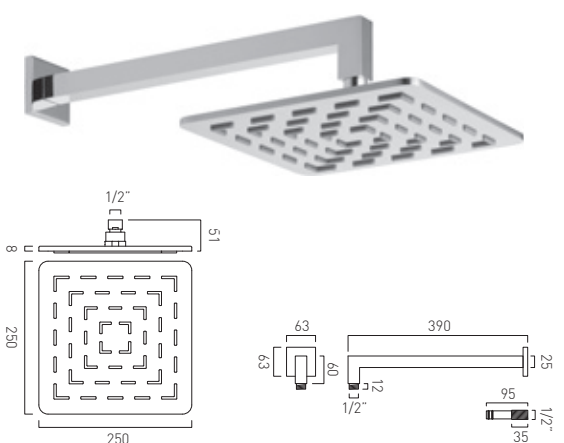
H₂ECO*
FR-SHOWER/9-PLA 8.33 10.00



Geometry
round single function geometric shower head
with shower arm
wall mounted
250mm (10") diameter
minimum operating pressure 1.0 bar MP

chrome
GEOM-250RO-SA-SS £ ex-vat 291.67 £ inc-vat 350.00

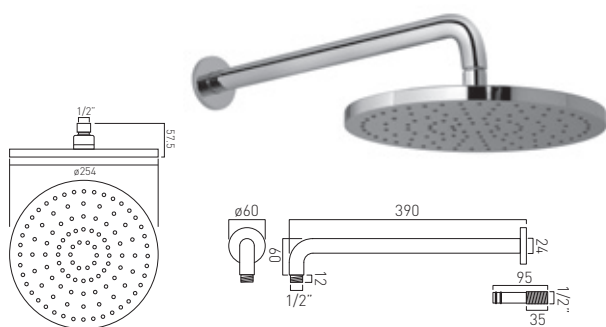
H₂ECO*
FR-SHOWER/9-PLA 8.33 10.00



Geometry
square single function geometric shower head
with shower arm
wall mounted
250mm (10")
minimum operating pressure 1.0 bar MP

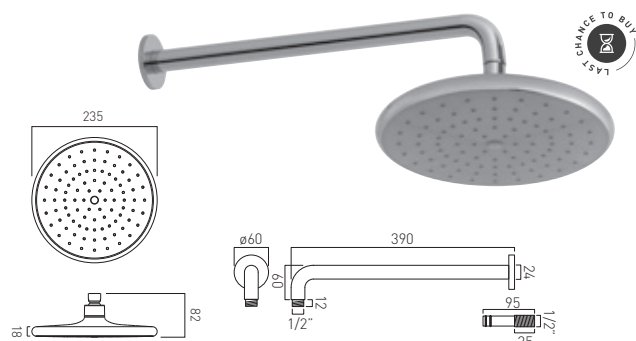
chrome
GEOM-250SQ-SA-SS £ ex-vat 291.67 £ inc-vat 350.00

H₂ECO*
FR-SHOWER/9-PLA 8.33 10.00



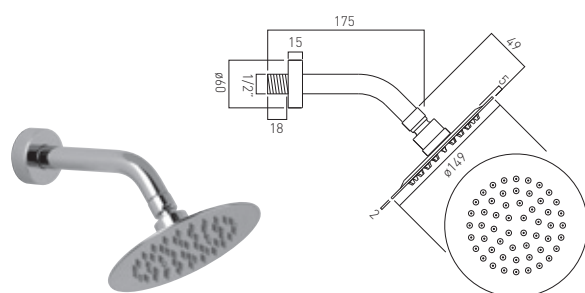
Saturn
round single function shower head
rub-clean nozzles
with shower arm
wall mounted
254mm (10") diameter
minimum operating pressure 0.2 bar LP

chrome	£ ex-vat	£ inc-vat
WG-SATURN2/SA-C/P	216.67	260.00
H2ECO®		
FR-SHOWER/9-PLA	8.33	10.00



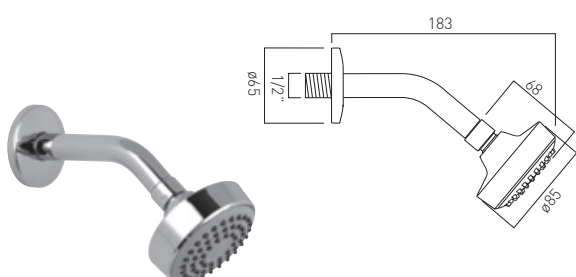
Ceres
round single function self-cleaning shower head
with shower arm
wall mounted
235mm (9") diameter
minimum operating pressure 0.2 bar LP

chrome	£ ex-vat	£ inc-vat
CER-HEAD/SA-C/P	208.33	250.00
H2ECO®		
FR-SHOWER/9-PLA	8.33	10.00



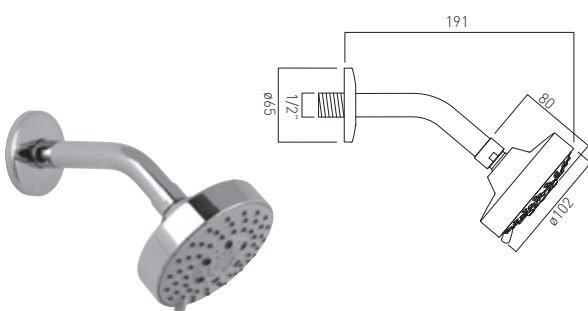
Aquablade
round slimline single function shower head
rub-clean nozzles
with shower arm
wall mounted
150mm (6") diameter
minimum operating pressure 0.2 bar LP

chrome	£ ex-vat	£ inc-vat
AQB-RO/15/SA-C/P	145.83	175.00
H2ECO®		
FR-SHOWER/9-PLA	8.33	10.00



single function fixed shower head
rub-clean nozzles
with shower arm
wall mounted
85mm (3") diameter
minimum operating pressure 0.2 bar LP

chrome	£ ex-vat	£ inc-vat
WG-SFKIT2-C/P	62.50	75.00
H2ECO®		
FR-SHOWER/9-C/P	13.33	16.00



5 function fixed shower head
rub-clean nozzles
with shower arm
wall mounted
102mm (4") diameter
minimum operating pressure 1.0 bar MP

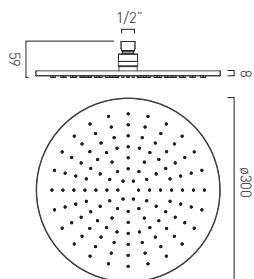
chrome	£ ex-vat	£ inc-vat
WG-MFKIT2-C/P	95.83	115.00
H2ECO®		
FR-SHOWER/9-C/P	13.33	16.00



Shower Heads & Arms



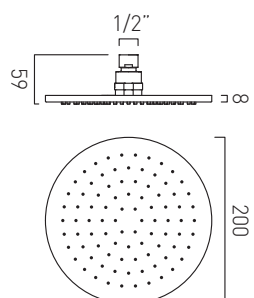
INDIVIDUAL
by VADO



Nebula
round single function shower head
rub-clean nozzles
1/2" female inlet
300mm (12") diameter
minimum operating pressure 1.0 bar MP

chrome	£ ex-vat	£ inc-vat
NEB-RO/30-CP	291.67	350.00

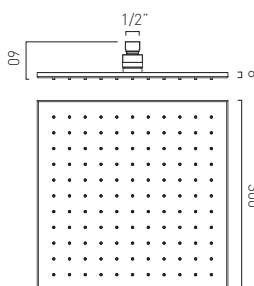
H ₂ ECO®	£ ex-vat	£ inc-vat
FR-SHOWER/9-PLA	8.33	10.00



Nebula
round single function shower head
rub-clean nozzles
1/2" female inlet
200mm (8") diameter
minimum operating pressure 0.2 bar LP

chrome	£ ex-vat	£ inc-vat
NEB-RO/20-CP	175.00	210.00

H ₂ ECO®	£ ex-vat	£ inc-vat
FR-SHOWER/9-PLA	8.33	10.00



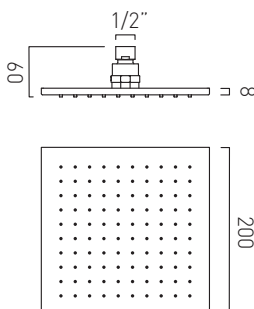
Nebula
square single function shower head
rub-clean nozzles
1/2" female inlet
300mm (12")
minimum operating pressure 1.0 bar MP

chrome	£ ex-vat	£ inc-vat
NEB-SQ/30-CP	291.67	350.00

H ₂ ECO®	£ ex-vat	£ inc-vat
FR-SHOWER/9-PLA	8.33	10.00



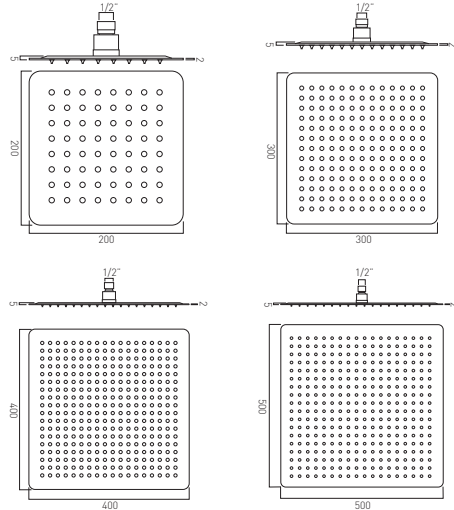

INDIVIDUAL
by VADO



Nebula
square single function shower head
rub-clean nozzles
1/2" female inlet
200mm (8")
minimum operating pressure 0.2 bar LP

chrome	£ ex-vat	£ inc-vat
NEB-SQ/20-CP	175.00	210.00

H ₂ ECO®	£ ex-vat	£ inc-vat
FR-SHOWER/9-PLA	8.33	10.00



Aquablade
square slimline single function shower head
rub-clean nozzles
1/2" female inlet

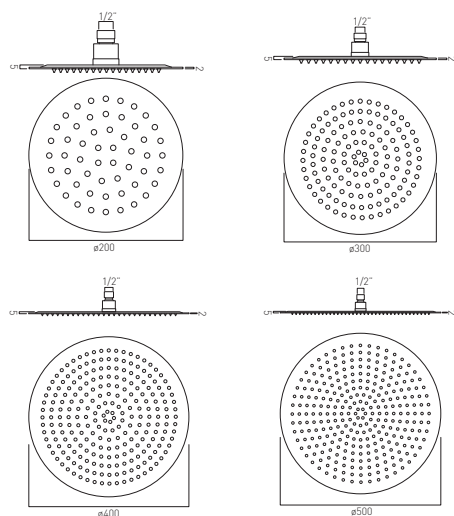
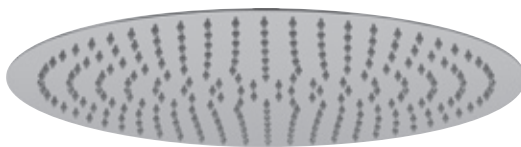
200mm (8")
minimum operating pressure 0.2 bar LP

300mm (12")
minimum operating pressure 1.0 bar MP

400mm (16")
minimum operating pressure 1.0 bar MP

500mm (20")
minimum operating pressure 1.0 bar MP

stainless steel	£ ex-vat	£ inc-vat
AQB-SQ/20-C/P	162.50	195.00
AQB-SQ/30-C/P	270.83	325.00
AQB-SQ/40-C/P	437.50	525.00
AQB-SQ/50-C/P	579.17	695.00
H2ECO® FR-SHOWER/9-PLA	8.33	10.00



Aquablade
round slimline single function shower head
rub-clean nozzles
1/2" female inlet

200mm (8") diameter
minimum operating pressure 0.2 bar LP

300mm (12") diameter
minimum operating pressure 1.0 bar MP

400mm (16") diameter
minimum operating pressure 1.0 bar MP

500mm (20") diameter
minimum operating pressure 1.0 bar MP

stainless steel	£ ex-vat	£ inc-vat
AQB-RO/20-C/P	162.50	195.00
AQB-RO/30-C/P	270.83	325.00
AQB-RO/40-C/P	437.50	525.00
AQB-RO/50-C/P	579.17	695.00
H2ECO® FR-SHOWER/9-PLA	8.33	10.00

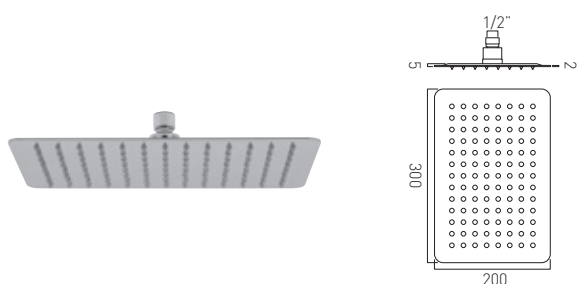




Aquablade
oval slimline single function shower head
rub-clean nozzles
200mm x 300mm (8" x 12")
1/2" female inlet
minimum operating pressure 1.0 bar MP

material	£ ex-vat	£ inc-vat
stainless steel AQB-OV/30-C/P	270.83	325.00

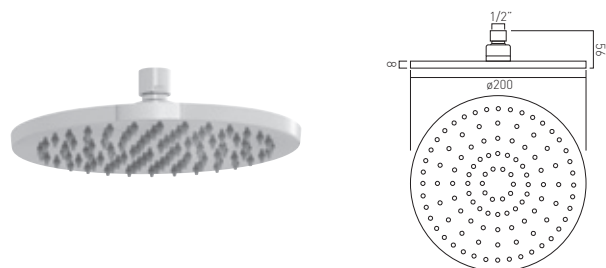
H ₂ ECO®	£ ex-vat	£ inc-vat
FR-SHOWER/9-PLA	8.33	10.00



Aquablade
rectangular slimline single function shower head
rub-clean nozzles
200mm x 300mm (8" x 12")
1/2" female inlet
minimum operating pressure 1.0 bar MP

material	£ ex-vat	£ inc-vat
stainless steel AQB-20X30-C/P	245.83	295.00

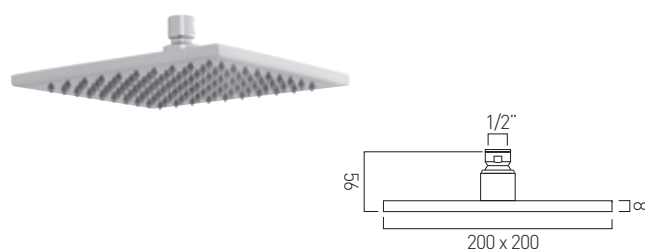
H ₂ ECO®	£ ex-vat	£ inc-vat
FR-SHOWER/9-PLA	8.33	10.00



Atmosphere
round single function aerated shower head
rub-clean nozzles
200mm (8") diameter
1/2" female inlet
minimum operating pressure 1.0 bar MP

material	£ ex-vat	£ inc-vat
chrome ATM-HEAD/RO/B-C/P	245.83	295.00

H ₂ ECO®	£ ex-vat	£ inc-vat
FR-SHOWER/9-PLA	8.33	10.00

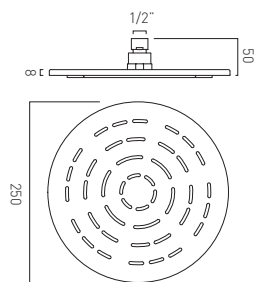


Atmosphere
square single function aerated shower head
rub-clean nozzles
200mm (8")
1/2" female inlet
minimum operating pressure 1.0 bar MP

material	£ ex-vat	£ inc-vat
chrome ATM-HEAD/SQ/B-C/P	245.83	295.00

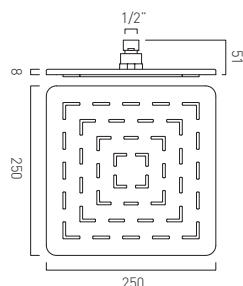
H ₂ ECO®	£ ex-vat	£ inc-vat
FR-SHOWER/9-PLA	8.33	10.00





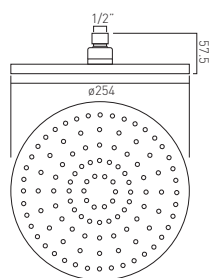
Geometry
round single function geometric shower head
250mm (10") diameter
minimum operating pressure 1.0 bar MP

chrome	£ ex-vat	£ inc-vat
GEOM-250RO-SS	200.00	240.00
H₂ECO™		
FR-SHOWER/9-PLA	8.33	10.00



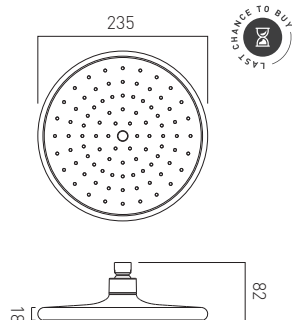
Geometry
square single function geometric shower head
250mm (10")
minimum operating pressure 1.0 bar MP

chrome	£ ex-vat	£ inc-vat
GEOM-250SQ-SS	200.00	240.00
H₂ECO®		
FR-SHOWER/9-PLA	8.33	10.00



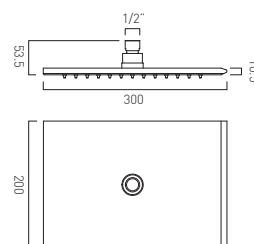
Saturn
round single function fixed shower head
rub-clean nozzles
254mm (10")
1/2" female inlet
minimum operating pressure 0.2 bar LP

chrome	£ ex-vat	£ inc-vat
WG-SATURN2-C/P	133.33	160.00
H₂ECO®		
FR-SHOWER/9-PLA	8.33	10.00



Ceres
round self-cleaning shower head
235mm (9") diameter
1/2" female inlet
minimum operating pressure 0.2 bar LP

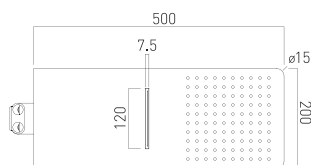
chrome	£ ex-vat	£ inc-vat
CER-HEAD-C/P	125.00	150.00
H₂ECO®		
FR-SHOWER/9-PLA	8.33	10.00



Omika
rectangular single function shower head
rub-clean nozzles
200 x 300mm (8" x 12")
minimum operating pressure 1.0 bar MP

chrome	£ ex-vat	£ inc-vat
OMI-HEAD-C/P	329.17	395.00
H₂ECO®		
FR-SHOWER/9-PLA	8.33	10.00

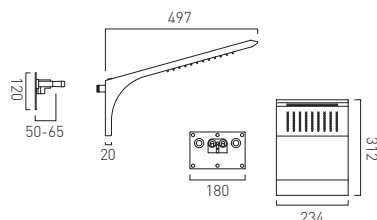
INDIVIDUAL
by VALDO



Aquablade
rectangular shower head
rub-clean nozzles
wall mounted
2 functions: rain and water blade
min-max wall mount 48-68mm
optimum installation depth 58mm
minimum operating pressure 1.0 bar MP

stainless steel	£ ex-vat	£ inc-vat
AQB-WMSQ-C/P	604.17	725.00

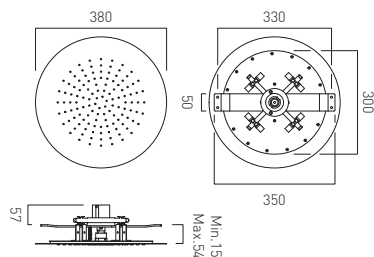
H₂ECO*
12 l/m flow regulator fitted as standard



Omika
shower head
rub-clean nozzles
wall mounted
2 functions: rain and water blade
min-max wall mount 50-65mm
optimum installation depth 57mm
minimum operating pressure 1.0 bar MP

chrome	£ ex-vat	£ inc-vat
OMI-WMHEAD-C/P	1,229.17	1,475.00

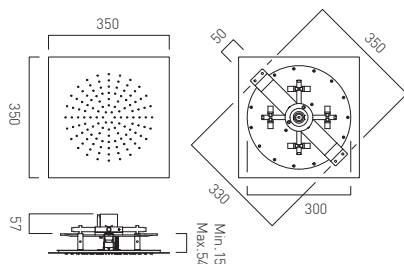
H₂ECO*
FR-106/9-PLA 8.33 10.00
(2 are required)



Sky
round flush-fit single function shower head
rub-clean nozzles
ceiling mounted
380mm (15") diameter
minimum operating pressure 1.0 bar MP

chrome	£ ex-vat	£ inc-vat
SKY-RQ38-CP	745.83	895.00

H₂ECO*
FR-SHOWER/9-C/P 13.33 16.00




Sky
square flush-fit single function shower head
rub-clean nozzles
ceiling mounted
350mm (14") diameter
minimum operating pressure 1.0 bar MP

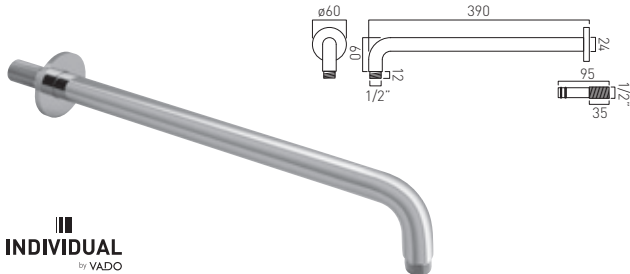
chrome	£ ex-vat	£ inc-vat
SKY-SQ35-CP	745.83	895.00

H₂ECO*
FR-SHOWER/9-C/P 13.33 16.00

- Improved shower arm design makes fitting simpler and faster
- Head and arm can be fitted as a second fix item
- Two part system allows much greater fitting depth tolerance into the wall
- Minimalist design
- All brass construction



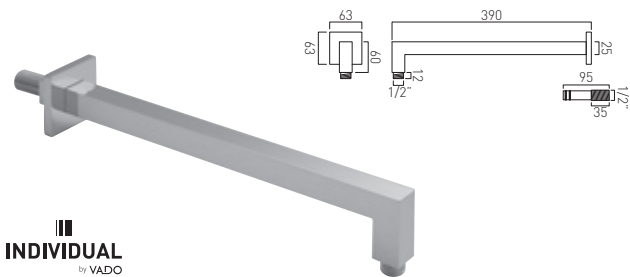
INDIVIDUAL
by VADO



Elements
easy fit shower arm
wall mounted

	chrome	£ ex-vat	£ inc-vat
WG-EFSA/RO-C/P		100.00	120.00

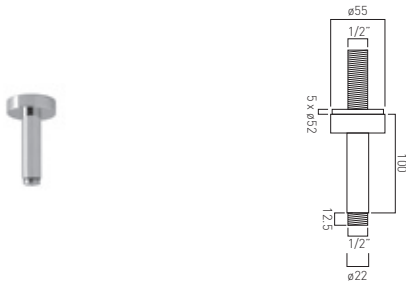
INDIVIDUAL
by VADO



Mix²
easy fit shower arm
wall mounted

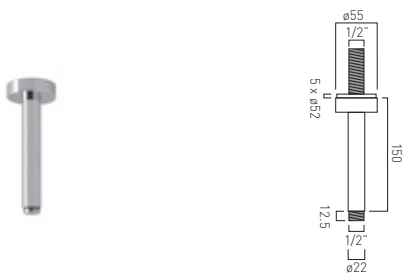
	chrome	£ ex-vat	£ inc-vat
WG-EFSA/SQ-C/P		100.00	120.00

INDIVIDUAL
by VADO



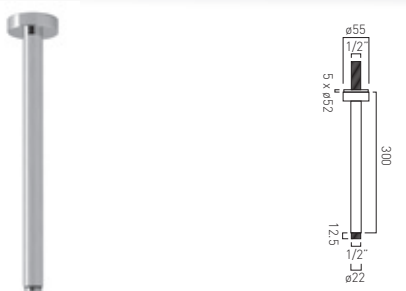
Elements
fixed head ceiling mounting arm
100mm (4")
1/2" x 70mm threaded inlet
1/2" threaded outlet

	chrome	£ ex-vat	£ inc-vat
ELE-CMA/4IN-C/P		62.50	75.00



Elements
fixed head ceiling mounting arm
150mm (6")
1/2" x 70mm threaded inlet
1/2" threaded outlet

	chrome	£ ex-vat	£ inc-vat
ELE-CMA/6IN-C/P		70.83	85.00

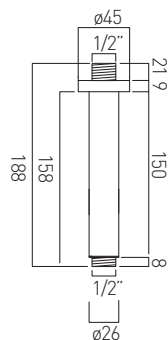


Elements
fixed head ceiling mounting arm
300mm (12")
1/2" x 70mm threaded inlet
1/2" threaded outlet

	chrome	£ ex-vat	£ inc-vat
ELE-CMA/12IN-C/P		91.67	110.00

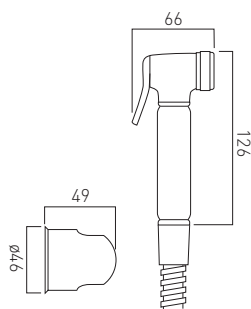


Shower Arms



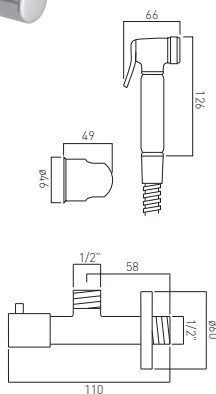
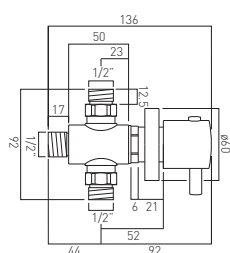
Mix²
fixed head ceiling mounting arm
150mm (6")
1/2" x 15mm threaded inlet
1/2" threaded outlet

chrome	£ ex-vat	£ inc-vat
MIX-CMA/150-C/P	70.83	85.00



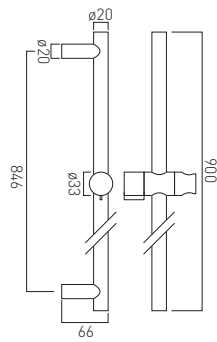

luxury brass shattaf handset
with 100cm hose and wall bracket
wall mounted
minimum operating pressure 1.0 bar MP

chrome	£ ex-vat	£ inc-vat
XSH-LUXSHATTAF100-CP	137.50	165.00



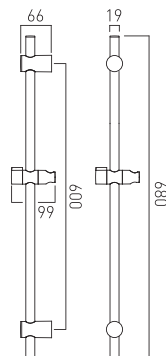
luxury shattaf kit
with concealed thermostatic mixing valve
and angle valve
with 150cm hose and wall bracket
wall mounted
mixing valve thermostatic cartridge V-001D-PLA
minimum operating pressure 1.0 bar MP

chrome	£ ex-vat	£ inc-vat
XSH-SHATTAF/163-C/P	350.00	420.00



Elements
contemporary slide rail
with twist control
805mm slide rail
900mm overall rail length

chrome	£ ex-vat	£ inc-vat
ELE-SR/900-C/P	145.83	175.00



Space
contemporary slide rail kit
with twist control
150cm shower hose and hose retainer
546mm slide rail
680mm overall rail length

chrome	£ ex-vat	£ inc-vat
WG-SPACE/RK-DB-C/P	120.83	145.00

 adjustable fixing
for easy retro fit



Showering Solutions



smoothflex
anti-twist silver hose
1/2" x 1/2" conical connection
150cm

	€ ex-vat	€ inc-vat
silver Z00-HOSE/AT-DB-SIL	41.67	50.00



chrome plated brass
standard bore shower hose
1/2" x 1/2" conical connection

120cm
150cm
200cm

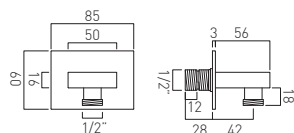
	€ ex-vat	€ inc-vat
chrome SH-012-120-DB-C/P	25.00	30.00
SH-012-150-DB-C/P	29.17	35.00
SH-012-200-DB-C/P	33.33	40.00



chrome plated brass
large bore shower hose
1/2" x 1/2" conical connection
150cm

	€ ex-vat	€ inc-vat
silver SH-013-150-DB-CP-LB	33.33	40.00

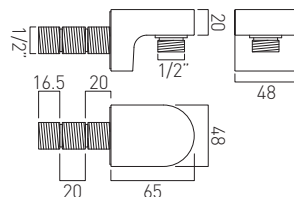
INDIVIDUAL
by VADO



Instinct
wall outlet
1/2" threaded inlet
1/2" threaded outlet

chrome
INS-OUTLET-C/P
£ ex-vat 83.33 £ inc-vat 100.00

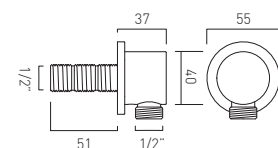
INDIVIDUAL
by VADO



Life
wall outlet
1/2" threaded inlet
1/2" threaded outlet

chrome
LIF-OUTLET-C/P
£ ex-vat 83.33 £ inc-vat 100.00

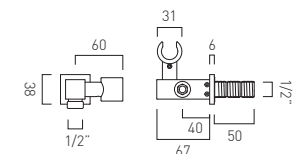
INDIVIDUAL
by VADO



Elements
wall outlet
1/2" threaded inlet
1/2" threaded outlet

chrome
ELE-OUTLET2-CP
£ ex-vat 62.50 £ inc-vat 75.00

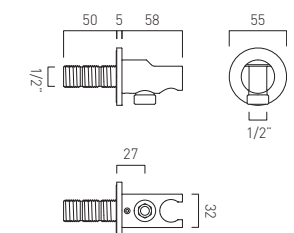
INDIVIDUAL
by VADO



Mix²
integrated outlet
and shower bracket
wall mounted
1/2" threaded inlet
1/2" threaded outlet

chrome
MIX-WE02-CP
£ ex-vat 137.50 £ inc-vat 165.00

INDIVIDUAL
by VADO



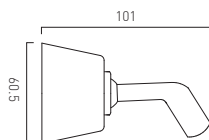
Elements
integrated outlet
and shower bracket
wall mounted
1/2" threaded inlet
1/2" threaded outlet

chrome
ELE-OUTLETBRACK3-CP
£ ex-vat 75.00 £ inc-vat 90.00



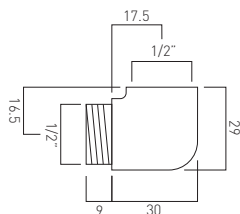
Zoo
contemporary shower bracket
wall mounted

	£ ex-vat	£ inc-vat
chrome ZOO-BRACKET-C/P	29.17	35.00



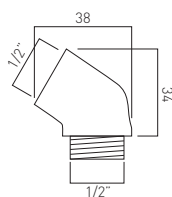
adjustable shower bracket
wall mounted

	£ ex-vat	£ inc-vat
chrome SH-711-BRACKET-C/P	29.17	35.00



bath shower mixer extension elbow
for use with bath shower mixer
to extend the distance between
hose connection and bath tub
in case of protruding pop-up waste

	£ ex-vat	£ inc-vat
chrome WG-130ELBOW-C/P	25.00	30.00



elbow
to suit deck mounted
pull-up handsets
deck mounted

	£ ex-vat	£ inc-vat
chrome WG-ELBOW/45-C/P	25.00	30.00



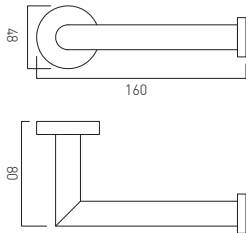


KNURLED ACCESSORIES



knurled paper holder
wall mounted

chrome	£ ex-vat	£ inc-vat
SPA-180-CPK	58.33	70.00

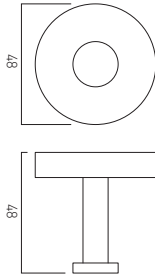


INDIVIDUAL
by VADO



knurled robe hook
wall mounted

chrome	£ ex-vat	£ inc-vat
SPA-186-CPK	45.83	55.00

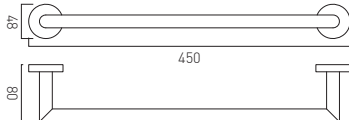


INDIVIDUAL
by VADO



knurled towel rail
wall mounted
450mm (18")

chrome	£ ex-vat	£ inc-vat
SPA-184-45-CPK	83.33	100.00



INDIVIDUAL
by VADO



Knurled Accents

OMIKA

DESIGNED BY

John



meraki

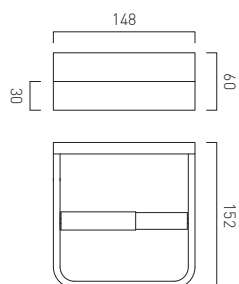

Gentle and effective with
a scent of fresh mint

www.meraki-shop.dk



Omika

INDIVIDUAL
by VADO

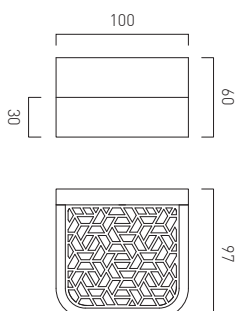


closed paper holder
wall mounted

chrome
OMI-180-C/P

£ ex-vat £ inc-vat
100.00 120.00

INDIVIDUAL
by VADO

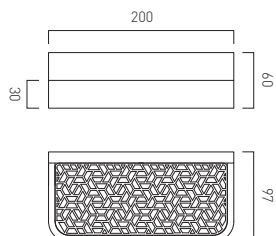


shelf with geometric insert
wall mounted
100mm (4")

chrome
OMI-185-10-C/P

£ ex-vat £ inc-vat
108.33 130.00

INDIVIDUAL
by VADO

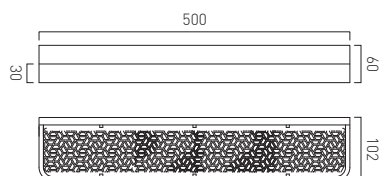



shelf with geometric insert
wall mounted
200mm (8")

chrome
OMI-185-20-C/P

£ ex-vat £ inc-vat
200.00 240.00

INDIVIDUAL
by VADO



shelf with geometric insert
wall mounted
500mm (20")

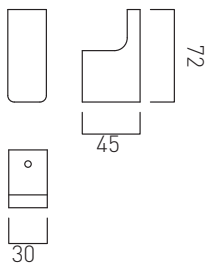
chrome
OMI-185-50-C/P

£ ex-vat £ inc-vat
329.17 395.00



Omika

INDIVIDUAL
by VADO

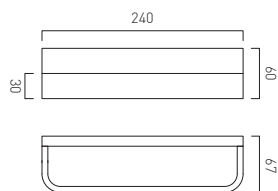


robe hook
wall mounted

chrome
SHA-186-C/P

£ ex-vat £ inc-vat
54.17 65.00

INDIVIDUAL
by VADO

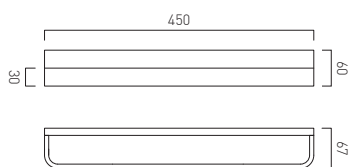


towel bar
wall mounted

chrome
OMI-181-C/P

£ ex-vat £ inc-vat
100.00 120.00

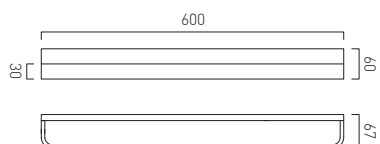
INDIVIDUAL
by VADO



towel rail
wall mounted
450mm (18")

chrome
OMI-184-45-C/P

£ ex-vat £ inc-vat
179.17 215.00



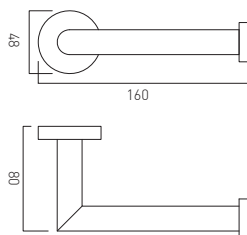
towel rail
wall mounted
600mm (24")

chrome
OMI-184-60-C/P

£ ex-vat £ inc-vat
229.17 275.00

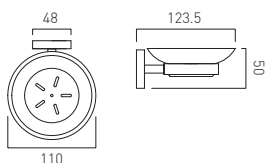


spa



paper holder
wall mounted

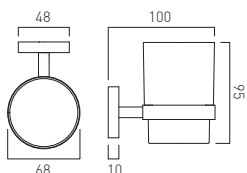
chrome	£ ex-vat	£ inc-vat
SPA-180-C/P	50.00	60.00



frosted glass soap dish and holder
wall mounted

chrome	£ ex-vat	£ inc-vat
SPA-182-C/P	58.33	70.00

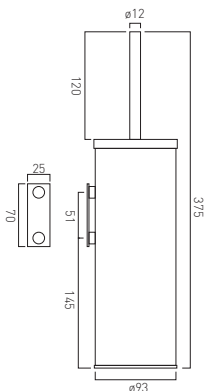
replacement frosted glass soap dish:
ELE-182-GLS



frosted glass tumbler and holder
wall mounted

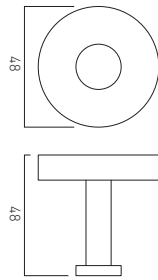
chrome	£ ex-vat	£ inc-vat
SPA-183-C/P	58.33	70.00

replacement frosted glass tumbler:
ELE-TUMBLER-GLS



toilet brush
and polished stainless steel holder
wall mounted

stainless steel	£ ex-vat	£ inc-vat
INF-188-C/P	100.00	120.00

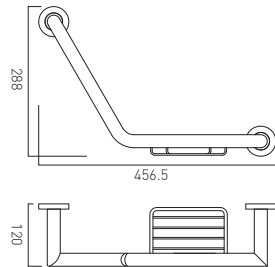


robe hook
wall mounted

chrome
SPA-186-C/P

£ ex-vat £ inc-vat
37.50 45.00

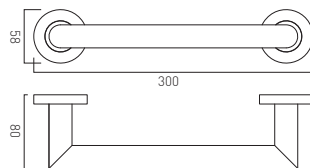
INDIVIDUAL
by VADO



angled grab rail with basket
wall mounted
456mm (18")

chrome
SPA-1802-C/P

£ ex-vat £ inc-vat
141.67 170.00




grab or towel rail
wall mounted
300mm (12")

chrome
SPA-1801-30-C/P

£ ex-vat £ inc-vat
70.83 85.00

INDIVIDUAL
by VADO




grab or towel rail
wall mounted
450mm (18")

chrome
SPA-1801-45-C/P

£ ex-vat £ inc-vat
83.33 100.00



Spa




INDIVIDUAL
by VADO

towel rail
wall mounted
450mm (18")

chrome
SPA-184-45-C/P

£ ex-vat £ inc-vat
70.83 85.00

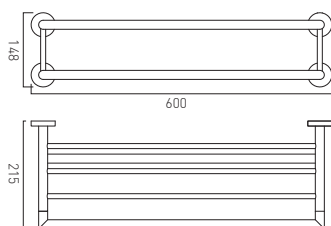



INDIVIDUAL
by VADO

towel rail
wall mounted
600mm (24")

chrome
SPA-184-60-C/P

£ ex-vat £ inc-vat
79.17 95.00



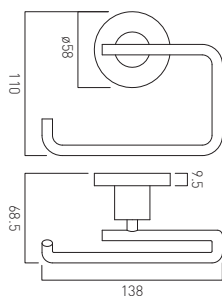
towel shelf with towel rail
wall mounted
600mm (24")

chrome
SPA-185B-60-C/P

£ ex-vat £ inc-vat
241.67 290.00

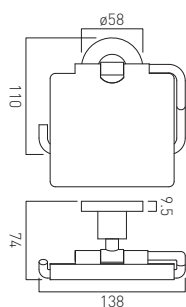






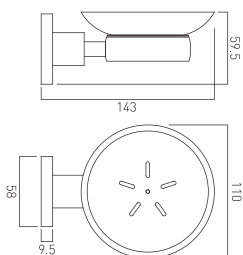
paper holder
wall mounted

chrome
ELE-180-C/P
£ ex-vat 62.50
£ inc-vat 75.00



covered paper holder
wall mounted

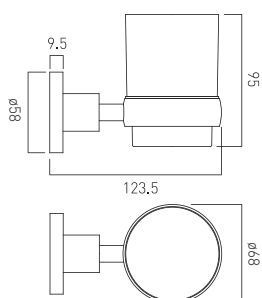
chrome
ELE-180A-C/P
£ ex-vat 66.67
£ inc-vat 80.00



frosted glass soap dish and holder
wall mounted

chrome
ELE-182-C/P
£ ex-vat 66.67
£ inc-vat 80.00

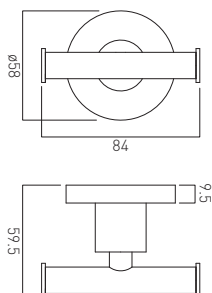
replacement frosted glass soap dish
ELE-182-GLS



frosted glass tumbler and holder
wall mounted

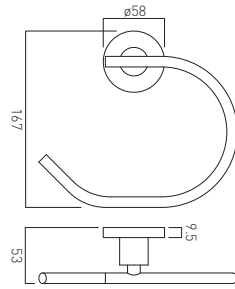
chrome
ELE-183-C/P
£ ex-vat 66.67
£ inc-vat 80.00

replacement frosted glass tumbler
ELE-TUMBLER-GLS



robe hook
wall mounted

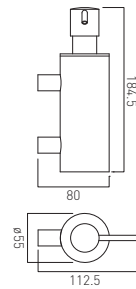
chrome
ELE-186-C/P
£ ex-vat 54.17
£ inc-vat 65.00



towel ring
wall mounted

chrome
ELE-181-C/P

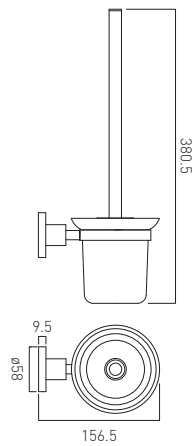
£ ex-vat £ inc-vat
66.67 80.00



soap dispenser
wall mounted

chrome
ELE-182B-C/P

£ ex-vat £ inc-vat
75.00 90.00

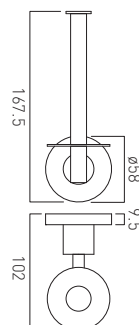


toilet brush and frosted glass holder
wall mounted

chrome
ELE-188-C/P

£ ex-vat £ inc-vat
108.33 130.00

replacement brush
ELE-188-BRUSH




spare paper holder
wall mounted

chrome
ELE-180S-C/P

£ ex-vat £ inc-vat
66.67 80.00

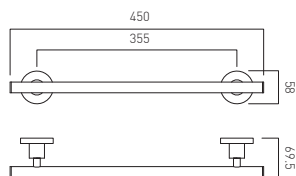




frosted glass shelf
wall mounted
chrome brackets
558mm (22")

chrome
ELE-185-C/P

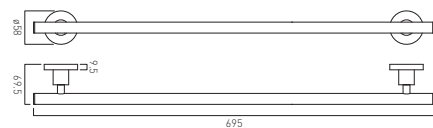
£ ex-vat £ inc-vat
120.83 145.00



towel rail
wall mounted
450mm (18")

chrome
ELE-184-45-C/P

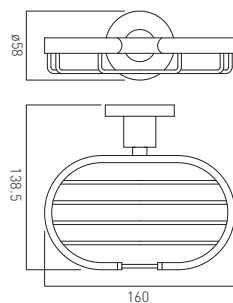
£ ex-vat £ inc-vat
87.50 105.00



towel rail
wall mounted
695mm (27")

chrome
ELE-184-C/P

£ ex-vat £ inc-vat
108.33 130.00

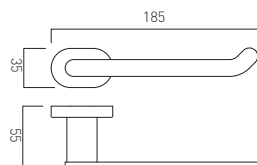


soap holder
wall mounted

chrome
ELE-182A-C/P

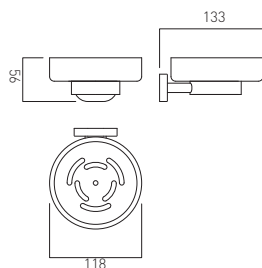
£ ex-vat £ inc-vat
91.67 110.00





paper holder
wall mounted

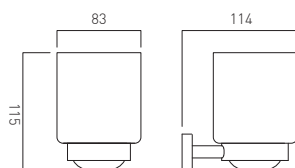
chrome	£ ex-vat	£ inc-vat
LIF-180-C/P	50.00	60.00



frosted glass soap dish and holder
wall mounted

chrome	£ ex-vat	£ inc-vat
LIF-182-C/P	58.33	70.00

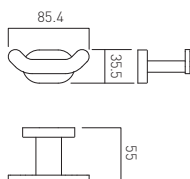
replacement frosted glass soap dish
ATO-SOAPDISH-GLS



frosted glass tumbler and holder
wall mounted

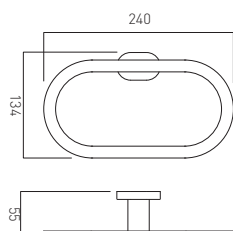
chrome	£ ex-vat	£ inc-vat
LIF-183-C/P	58.33	70.00

replacement frosted glass tumbler
ATO-TUMBLER-GLS



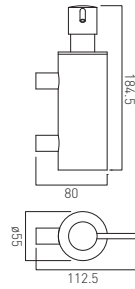
robe hook
wall mounted

chrome	£ ex-vat	£ inc-vat
LIF-186-C/P	37.50	45.00



towel ring
wall mounted

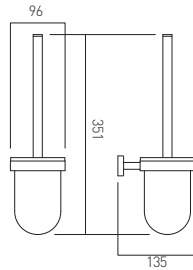
chrome	£ ex-vat	£ inc-vat
LIF-181-C/P	79.17	95.00



soap dispenser
wall mounted

chrome
ELE-182B-C/P

£ ex-vat £ inc-vat
75.00 90.00




toilet brush and frosted glass holder
wall mounted

chrome
LIF-188-C/P

replacement brush
LIF-188/H+B-C/P

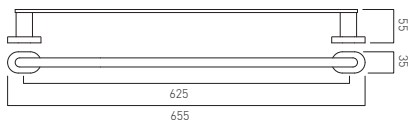
£ ex-vat £ inc-vat
108.33 130.00



towel rail
wall mounted
450mm (18")

chrome
LIF-184-45-C/P

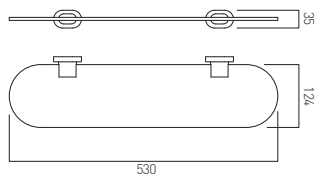
£ ex-vat £ inc-vat
70.83 85.00



towel rail
wall mounted
655mm (26")

chrome
LIF-184-C/P

£ ex-vat £ inc-vat
79.17 95.00



frosted glass shelf
wall mounted
chrome brackets
530mm (21")

chrome
LIF-185-C/P

£ ex-vat £ inc-vat
95.83 115.00

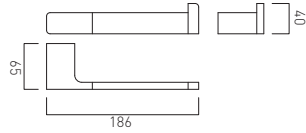


Life



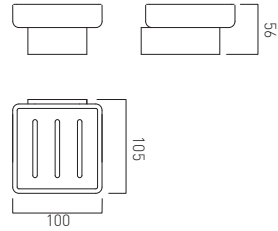
Shama

INDIVIDUAL
by VADO



paper holder
wall mounted

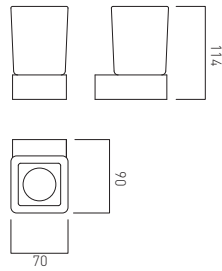
chrome	£ ex-vat	£ inc-vat
SHA-180-C/P	75.00	90.00



frosted glass soap dish and holder
wall mounted

chrome	£ ex-vat	£ inc-vat
SHA-182-C/P	87.50	105.00



replacement frosted glass soap dish
SHA-SOAPDISH-GLS



frosted glass tumbler and holder
wall mounted

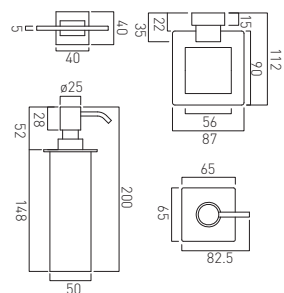
chrome	£ ex-vat	£ inc-vat
SHA-183-C/P	87.50	105.00

replacement frosted glass tumbler
SHA-TUMBLER-GLS



double towel rail
wall mounted
350mm (14")

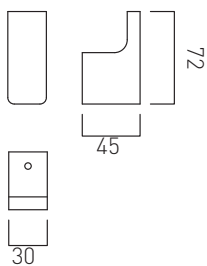
chrome	£ ex-vat	£ inc-vat
SHA-184B-C/P	108.33	130.00



soap dispenser
wall mounted

chrome	£ ex-vat	£ inc-vat
LEV-182B-C/P	125.00	150.00

INDIVIDUAL
by VADO




robe hook
wall mounted

chrome
SHA-186-C/P

£ ex-vat £ inc-vat
54.17 65.00

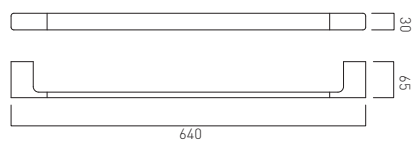

INDIVIDUAL
by VADO



towel rail
wall mounted
450mm (18")

chrome
SHA-184-45-C/P

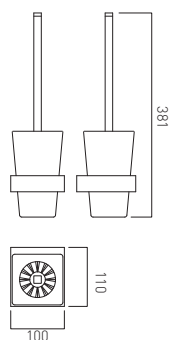
£ ex-vat £ inc-vat
129.17 155.00



towel rail
wall mounted
640mm (25")

chrome
SHA-184-C/P

£ ex-vat £ inc-vat
150.00 180.00



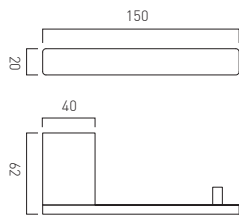
toilet brush and frosted glass holder
wall mounted

chrome
SHA-188-C/P

£ ex-vat £ inc-vat
150.00 180.00

replacement brush
SQU-188-BRUSH

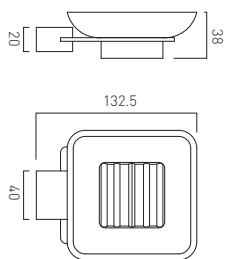




paper holder
wall mounted

chrome
PHA-180-C/P

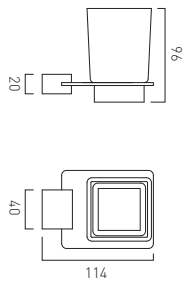

£ ex-vat £ inc-vat
50.00 60.00



frosted glass soap dish and holder
wall mounted

chrome
PHA-182-C/P

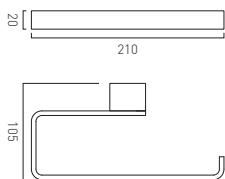
£ ex-vat £ inc-vat
58.33 70.00



frosted glass tumbler and holder
wall mounted

chrome
PHA-183-C/P


£ ex-vat £ inc-vat
58.33 70.00



towel ring
wall mounted

chrome
PHA-181-C/P



£ ex-vat £ inc-vat
62.50 75.00



towel rail
wall mounted
450mm (18")

chrome
PHA-184-45-C/P

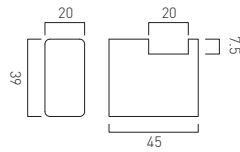

£ ex-vat £ inc-vat
70.83 85.00



towel rail
wall mounted
600mm (24")

chrome
PHA-184-C/P


£ ex-vat £ inc-vat
79.17 95.00



robe hook
wall mounted

chrome
PHA-186-C/P

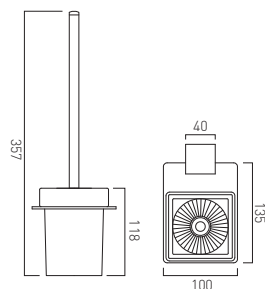
£ ex-vat £ inc-vat
37.50 45.00



frosted glass shelf
wall mounted
558mm (22")

chrome
PHA-185-C/P

£ ex-vat £ inc-vat
95.83 115.00



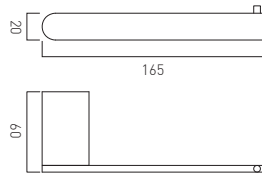
toilet brush and frosted glass holder
wall mounted

chrome
PHA-188-C/P

£ ex-vat £ inc-vat
108.33 130.00



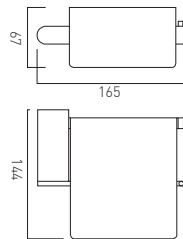




paper holder
wall mounted

chrome
PHO-180-C/P

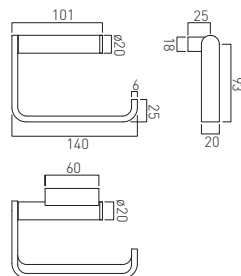
£ ex-vat £ inc-vat
50.00 60.00



covered paper holder
wall mounted

chrome
PHO-180A-C/P

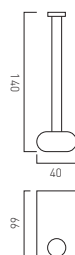
£ ex-vat £ inc-vat
83.33 100.00



paper holder
wall mounted

chrome
INF-180-C/P

£ ex-vat £ inc-vat
79.17 95.00

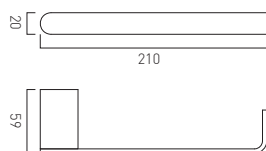


spare paper holder
wall mounted

chrome
PHO-180S-C/P

£ ex-vat £ inc-vat
50.00 60.00

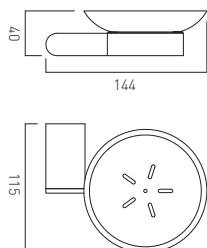




small towel bar
wall mounted

chrome
PHO-181-C/P

£ ex-vat £ inc-vat
62.50 75.00

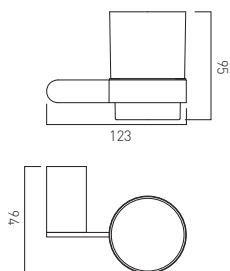


frosted glass soap dish and holder
wall mounted

chrome
PHO-182-C/P

£ ex-vat £ inc-vat
58.33 70.00

replacement frosted glass soap dish:
ELE-182-GLS

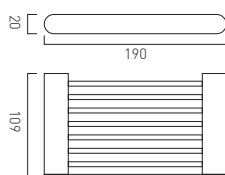


frosted glass tumbler and holder
wall mounted

chrome
PHO-183-C/P

£ ex-vat £ inc-vat
58.33 70.00

replacement frosted glass tumbler:
ELE-TUMBLER-GLS




soap holder
wall mounted

chrome
PHO-182A-C/P

£ ex-vat £ inc-vat
91.67 110.00

INDIVIDUAL
by VADO




shelf
wall mounted
380mm (15")

chrome
PHO-185A-C/P

£ ex-vat £ inc-vat
108.33 130.00

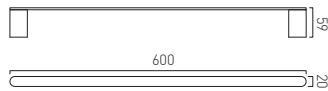
INDIVIDUAL
by VADO



towel rail
wall mounted
450mm (18")

chrome
PHO-184-45-C/P

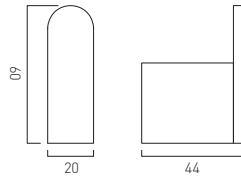
£ ex-vat £ inc-vat
70.83 85.00



towel rail
wall mounted
600mm (24")

chrome
PHO-184-C/P



£ ex-vat £ inc-vat
79.17 95.00



robe hook
wall mounted

chrome
PHO-186-C/P

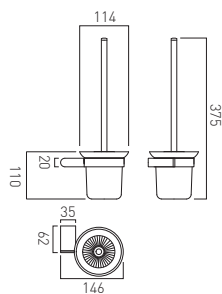
£ ex-vat £ inc-vat
37.50 45.00



clear glass shelf
wall mounted
573mm (23")

chrome
PHO-185-C/P

£ ex-vat £ inc-vat
133.33 160.00



toilet brush and frosted glass holder
wall mounted

chrome
PHO-188-C/P

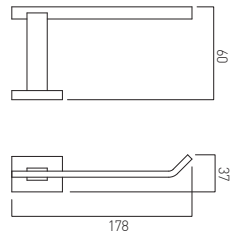
£ ex-vat £ inc-vat
108.33 130.00



Photon



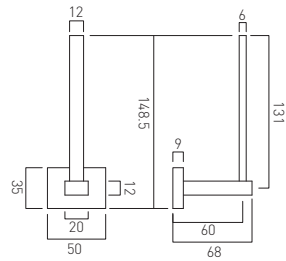
Level



paper holder
wall mounted

chrome
LEV-180-C/P

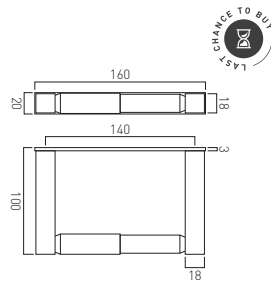
£ ex-vat £ inc-vat
54.17 65.00



spare paper holder
wall mounted

chrome
LEV-180S-C/P

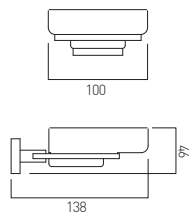
£ ex-vat £ inc-vat
54.17 65.00



closed paper holder
wall mounted

chrome
SQU-180A-C/P

£ ex-vat £ inc-vat
120.83 145.00

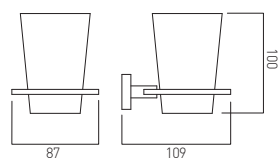


frosted glass soap dish and holder
wall mounted

chrome
LEV-182-C/P

£ ex-vat £ inc-vat
62.50 75.00

replacement frosted glass soap dish
LEV-SOAPDISH-GLS

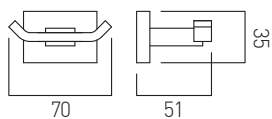


frosted glass tumbler and holder
wall mounted

chrome
LEV-183-C/P

£ ex-vat £ inc-vat
62.50 75.00

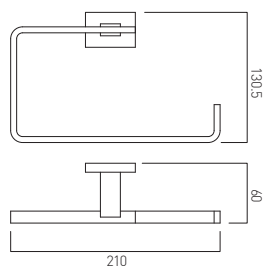
replacement frosted glass tumbler
LEV-TUMBLER-GLS



robe hook
wall mounted

chrome
LEV-186-C/P

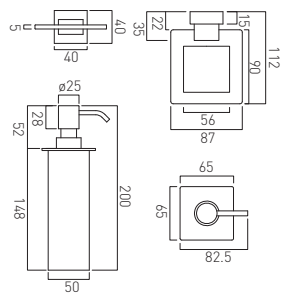
£ ex-vat £ inc-vat
45.83 55.00



towel ring
wall mounted

chrome
LEV-181-C/P

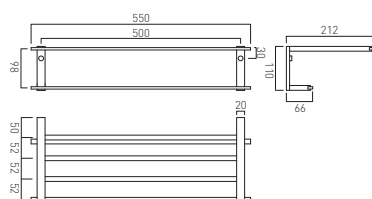
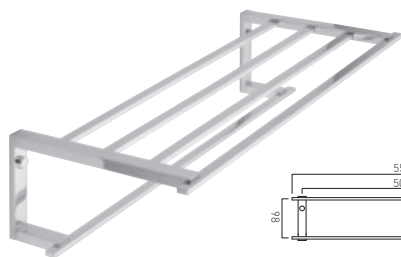
£ ex-vat £ inc-vat
66.67 80.00



soap dispenser
wall mounted

chrome
LEV-182B-C/P

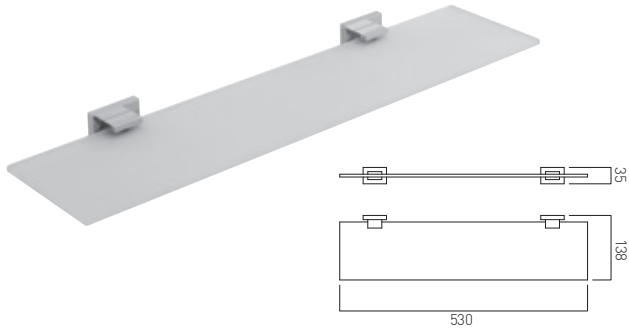
£ ex-vat £ inc-vat
125.00 150.00



towel shelf with towel rail
wall mounted
550mm (22")

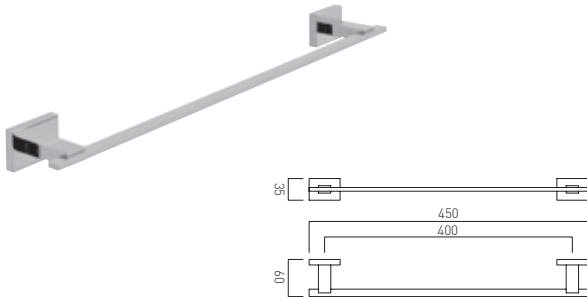
chrome
LEV-185B-C/P

£ ex-vat £ inc-vat
258.33 310.00



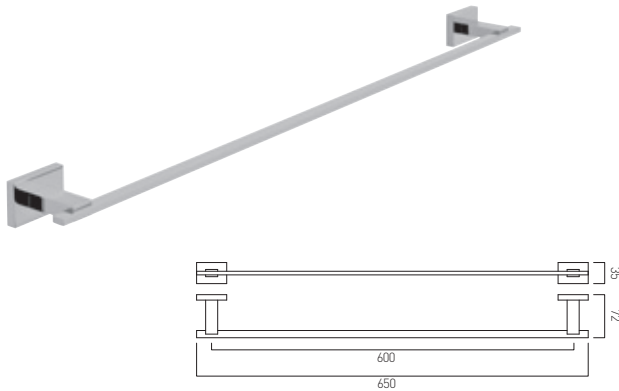
frosted glass shelf
wall mounted
chrome brackets
530mm (21")

	£ ex-vat	£ inc-vat
chrome LEV-185-C/P	95.83	115.00



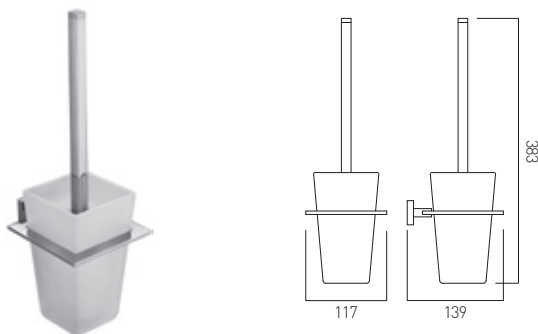
towel rail
wall mounted
450mm (18")

	£ ex-vat	£ inc-vat
chrome LEV-184-45-C/P	87.50	105.00



towel rail
wall mounted
650mm (26")

	£ ex-vat	£ inc-vat
chrome LEV-184-C/P	95.83	115.00



toilet brush and frosted glass holder
wall mounted

	£ ex-vat	£ inc-vat
chrome LEV-188-C/P	108.33	130.00
replacement brush SQU-188-BRUSH		

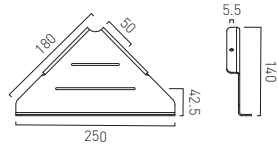


Level



Baskets

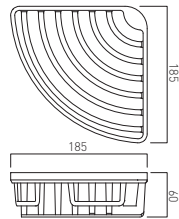
NEW



corner shelf
wall mounted

chrome
SHF-18501-CP

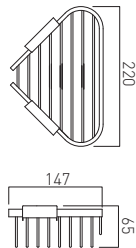

£ ex-vat £ inc-vat
41.67 50.00



removable triangular corner basket
wall mounted

chrome
BAS-2000-C/P

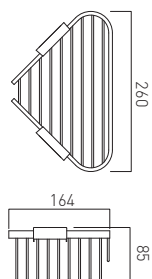
£ ex-vat £ inc-vat
116.67 140.00



medium triangular corner basket
wall mounted

chrome
BAS-2015M-C/P

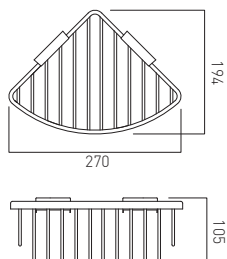
£ ex-vat £ inc-vat
54.17 65.00



large triangular corner basket
wall mounted

chrome
BAS-2015L-C/P

£ ex-vat £ inc-vat
116.67 140.00



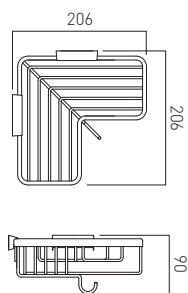
large triangular corner basket
wall mounted

chrome
BAS-2012-C/P

£ ex-vat £ inc-vat
95.83 115.00



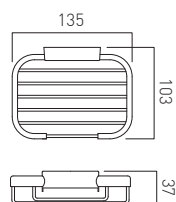
Baskets



corner basket with hook
wall mounted

chrome
BAS-2014-C/P

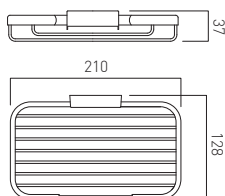
£ ex-vat £ inc-vat
141.67 170.00



small rectangular basket
wall mounted

chrome
BAS-2001-C/P

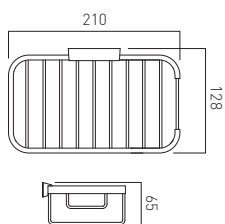

£ ex-vat £ inc-vat
45.83 55.00



medium rectangular basket
wall mounted

chrome
BAS-2002-C/P

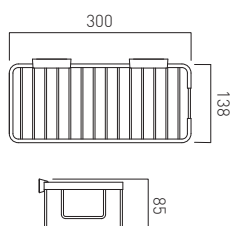
£ ex-vat £ inc-vat
54.17 65.00



medium rectangular basket
wall mounted

chrome
BAS-2016M-C/P

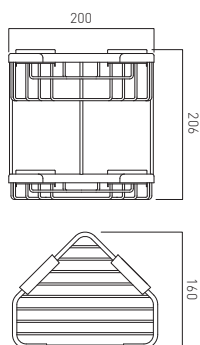
£ ex-vat £ inc-vat
75.00 90.00



large rectangular basket
wall mounted

chrome
BAS-2016L-C/P

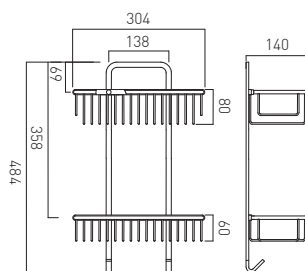
£ ex-vat £ inc-vat
87.50 105.00



large double triangular corner basket
wall mounted

chrome
BAS-2013-C/P

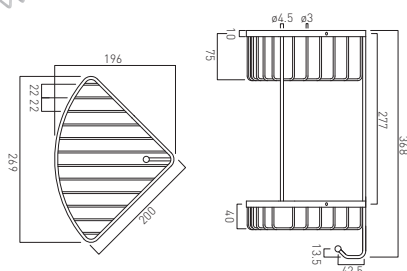

£ ex-vat £ inc-vat
116.67 140.00



large rectangular double basket
wall mounted

chrome
BAS-2003-C/P

£ ex-vat £ inc-vat
195.83 235.00



large double triangular corner basket
with integral hook
wall mounted

chrome
BAS-2004-C/P

£ ex-vat £ inc-vat
154.17 185.00



HOW TO ORDER H₂E_{CO}®

VADO H₂E_{CO}® flow regulators can provide immediate savings on water and energy bills without compromising on performance.

Many VADO products are fitted as standard with our new Neoperl aerators, look out for this symbol **H₂E_{CO}®** throughout the catalogue.

For products that do not have **H₂E_{CO}®** fitted as standard, look out for the **H₂E_{CO}®** and the appropriate flow regulator product code for you to order.

For example:

To see immediate savings in energy bills products fitted as standard are displayed like this:



chrome	€ ex-vat	€ inc-vat
PHA-200F/SB-C/P	216.67	260.00
H₂E_{CO}™		
5 l/m flow regulator fitted as standard		

To save up to 75% water usage on an AQUABLADE shower head you order:



stainless steel	€ ex-vat	€ inc-vat
AQB-RQ/20-C/P	162.50	195.00
and		
H₂E_{CO}™		
FR-SHOWER/9-PLA	8.33	10.00

SAVE WATER. SAVE MONEY. SAVE THE PLANET

VADO H₂E_{CO}® flow regulators both protect the environment and effectively reduce your carbon footprint.



replaces aerator in most mono basin mixers
regulating flow to 5 litres per minute

	€ ex-vat	€ inc-vat
FR-100/5-PLA	11.67	14.00
FR-100/5-B-PLA	11.67	14.00



placed in tails of basin pillar taps or between
shower head and fixed arm regulating flow to
between 4 and 9 litres per minute

	€ ex-vat	€ inc-vat
FR-106/4-PLA (tails)	8.33	10.00
FR-106/5-PLA (tails)	8.33	10.00
FR-106/6-PLA (tails)	8.33	10.00
FR-106/9-PLA (tails)	8.33	10.00
FR-SHOWER/9-PLA (shower)	8.33	10.00



placed in flexible tails of some VADO mixers
regulating flow to between 5 and 9 litres per minute

	€ ex-vat	€ inc-vat
FR-FLEXI/5-PLA	8.33	10.00
FR-FLEXI/8-PLA	8.33	10.00
FR-FLEXI/9-PLA	8.33	10.00



placed on shower outlet of all
bath and shower mixers or handset inlets
regulating flow to 6 or 9 litres per minute

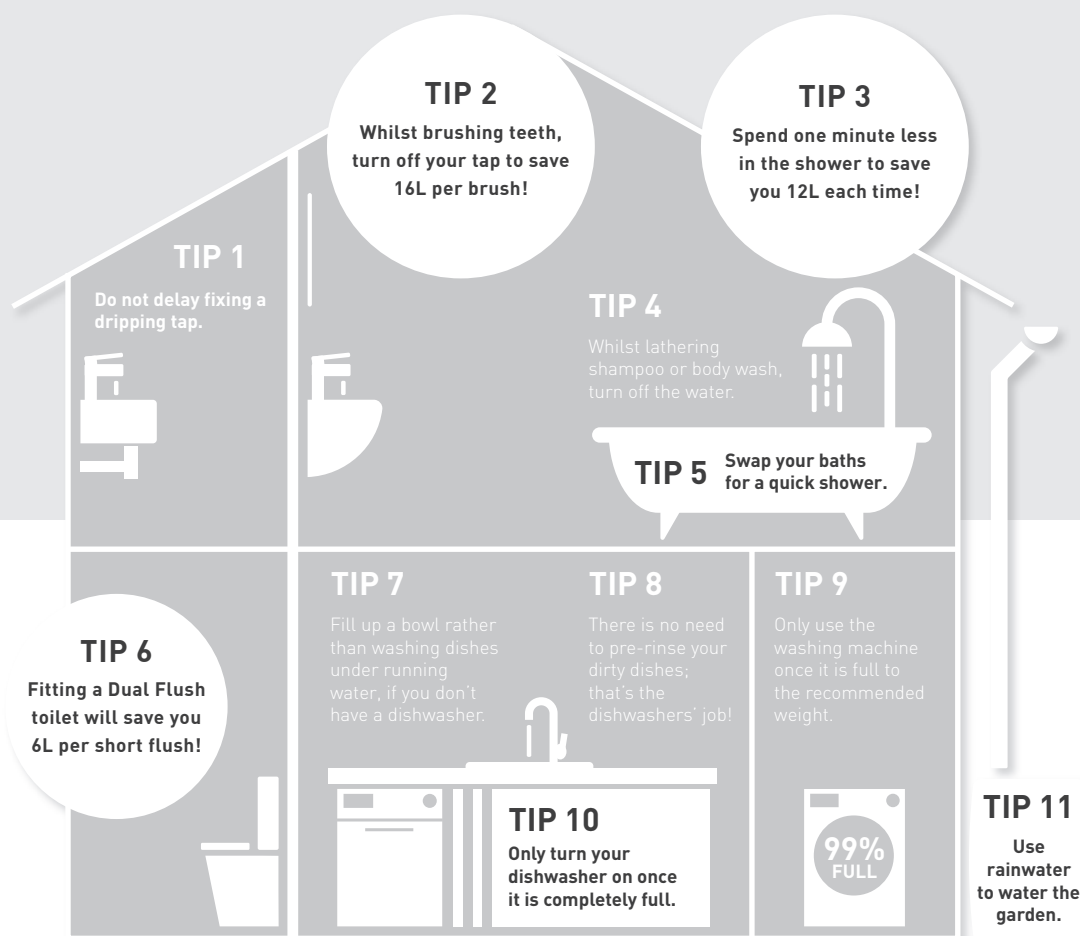
	€ ex-vat	€ inc-vat
FR-SHOWER/6-C/P	13.33	16.00
FR-SHOWER/9-C/P	13.33	16.00

EVERY DROP MATTERS

In addition to our water and energy saving product offering, we have some more helpful hints and tips to help your customers start their journey to a water-smart life.



SCAN TO
READ MORE





277

RETURNS AND RE-FIXING

RETURNS PROCEDURE

Note to retailers: We do not operate a sale or return policy. However in the event that you need to return products to us for any reason the following procedure should help to ensure that we handle your request efficiently.

Please note goods which are no longer required and that have been held by you for longer than three months from date of invoice cannot be considered for return and credit.

A Collection Request in the form of a Debit Note or VADO Collection Request Note should be emailed to our Collections Department:

1.
 - e-mail: collections@vado.com
 - Direct Telephone No: 01934 745154

We require the following details in order to process the necessary paperwork: Item stock code, finish & quantity of item(s) to be returned. The relevant Invoice Number or Delivery Note Number and the reason for return of the item(s).

2. Our Collections Department will process the paperwork and after the collection request has been authorised, we will forward by post a self-adhesive label(s) for you to confirm all details and attach to the parcel(s). You will also receive a Returned Goods Authorisation Note. The details of this note need to be checked and signed by you. This note is to be enclosed in the parcel being returned. A copy of the Returned Goods Authorisation Note for your records will also be enclosed with the label. If you have any queries whatsoever, regarding the collection, please telephone our Collections Department, on receipt of label(s) 01934 745154

3. All goods are to be suitably packaged before despatch to VADO, i.e. presentation boxes packed inside an outer box. Goods received back in anything other than re-saleable condition, may result in a request for credit being refused.
4. With the exception of faulty or damaged goods, all goods being returned will be subject to a 25% re-stocking charge with a minimum £15 charge being applicable.
5. If items are received damaged or faulty, no charge is made for returning the goods to us. Please note: shortages and damages must be notified within 2 days of receipt of goods. Notification outside of the 2-day period will void any claim. If after our inspection a product is found to be defective due to a manufacturing fault, we will issue a credit or a free of charge replacement.
6. Our collections department will liaise with your designated contact, confirming the total number of boxes packed ready for collection and a mutually convenient collection date will be arranged.

CLAIMS FOR RE-FIXING

In the event that you have a claim for re-fitting or repair of a faulty product, please contact our Technical department on 01934 745163. All claims for re-fixing charges must be authorised by us before any work is undertaken. Claims for re-fixing that are made after work has been undertaken will be rejected.

GUARANTEE

All VADO products come with a 2 year guarantee as standard. Within this guarantee period VADO will provide replacement parts and any labour [SEE NOTE 1] needed to complete the product repair.

This standard guarantee may be extended by registering your product to give up to a 15 year guarantee period. Once registered:

Booth & Co. chrome and nickel brassware products have a 15 year guarantee (2 years parts and labour plus 13 years parts only).

VADO chromed brassware and stainless steel products have a 15 year guarantee (2 years parts and labour plus 13 years parts only).

Brassware products from the Individual by VADO collection have a 15 year guarantee (2 years parts and labour plus 13 years parts only).

VADO Sensori SmartTouch and SmartDial products have a 5 year guarantee (parts and labour).

VADO Identity and i-tech products have a 5 year guarantee (2 year parts and labour plus 3 years parts only).

Axces by VADO products have a 10 year guarantee (2 years parts and labour plus 8 years parts only). Axces by VADO electric showers have a 2 years parts and labour guarantee.

All other VADO products have a 3 year guarantee (2 years parts and labour plus 1 year parts only) [SEE NOTE 2].

GUARANTEE CONDITIONS

Our products are guaranteed against manufacturing defects from the date of purchase until the expiry of the relevant guarantee period shown above.

The guarantee is only valid if:

1. The product has been installed, used and maintained (maintenance guidelines can be viewed here) in accordance with VADO's instructions and subjected to normal use only.
2. The defect is not due to use of an unsuitable or inadequate water or power supply.
3. The defect is not due to accident, misuse, neglect or incorrect/inappropriate repair (other than by VADO or VADO authorised agents) or damage caused by foreign objects or substances.
4. The extended guarantee is only available if you have completed the

Guarantee Registration Process. This can be done via the VADO website or via phone to our aftersales team. Registration must be completed within 6 months from date of purchase. Under the extended guarantee period VADO will, at its option, offer to supply any replacement product (or component part) assessed to be defective [SEE NOTE 3]. The guarantee (whether standard or extended) is non-transferable to any subsequent owner.

All claims under the guarantee should be notified in the first instance to our Aftersales department, contact details below, this must be done no later than the last day of the relevant guarantee period. All claims must be accompanied by proof of purchase (sales receipt or delivery note) from an official VADO dealer.

The guarantee does not extend to any consequential loss or damage.

After repair or replacement, the relevant guarantee period will be calculated from the original date of purchase.

VADO operates a policy of continuous product development and therefore reserves the right to change the product, packaging and documentation specifications without notice.

NOTES:

[1] Labour via our engineer network is only available in the UK. Attendance by a VADO engineer or sub-contract engineer will be under our standard terms and conditions.

[2] VADO spare parts and shower hoses are under a parts only guarantee.

[3] VADO reserves the right to charge in advance for a product (or replacement part) pending collection and investigation (at VADO expense) to confirm a defect is due to a manufacturing issue. If a defect is found the charge will be refunded or cancelled.

This guarantee is in addition to and does not affect your statutory rights as a consumer.

CLAIMS:

Tel: 01934 745163 **Email:** aftersales@vado.com

GUARANTEE:

Tel: 01934 315699 **Email:** guarantee@vado.com

RETURNS AND RE-FIXING

DEFINITIONS

In these conditions 'the Company' shall mean VADO, a division of Norcros Group (Holdings) Limited, 'the purchaser' shall mean the person, firm or company to whom any quotation is addressed or with whom any contract is made and 'the goods' shall mean the goods and/or services agreed to be sold by the Company to the purchaser.

1. QUOTATION AND ACCEPTANCE

- (a) All quotations are given and all orders are accepted on these terms which shall apply to the exclusion of and shall override any other terms stipulated or referred to by the purchaser whether in its order or any other document, or in any negotiations or communication or course of dealing established between the Company and the purchaser;
- (b) No modification or amendment of these terms or addition thereto shall be effective unless made in writing and signed by a director of the Company.

2. DESCRIPTION OF AND STATEMENTS AS TO GOODS

- (a) Save where the goods are stated to be sold as complying with a recognised trade or industry standard, all descriptions, specifications, drawings and particulars of weights and dimensions submitted by the Company or otherwise contained in the Company's catalogues, brochures, price lists, quotations and publicity materials are approximate only and the Company shall not be liable for their accuracy unless they are expressly incorporated into the contract in writing;
- (b) These terms represent the entire agreement between the Company and the purchaser relating to the goods and such terms supersede and the purchaser shall not place any reliance upon any statements, recommendations and advice whether oral or in writing given (whether before or after the acceptance by the Company of the purchaser's order) by the Company, its servants or agents as to any matter relating to the goods save where such statement, recommendations or advice is given in writing and signed by a director of the Company in response to a specific written request from the purchaser before or at the time of the Company's acceptance of the order.

3. PRICES

Prices quoted by the Company are those in effect at the date of quotation. Unless otherwise agreed in writing, the Company reserves the right to increase prices when it accepts the purchaser's order so as to reflect one or more of the following:

- (a) any variation that may have occurred in the costs of labour, materials, suppliers overheads and transport;
- (b) any change in duty, tax, surcharge or levy of any kind whatsoever affecting the sale price of the goods;
- (c) any cost to the Company resulting from delay by the purchaser in giving to the Company information sufficient to enable it to supply the goods or provide the services or resulting from any alteration made at the request of the purchaser in the specification of the goods or in the place to which they are to be delivered or shipped;
- (d) any extra cost to the Company resulting from the goods being carried at the request of the purchaser by mode of transport more expensive than the Company's normal form of transport.

4. PAYMENT

- (a) Unless otherwise agreed in writing, the price for the goods will be due and payable on the last business day of the month following delivery;
- (b) The Company shall be entitled to charge interest on any part of the price which is not paid in accordance with clause (a) at the rate per annum of 3% above the Base Rate of Lloyds Banking Group from time to time;
- (c) Time of payment is of the essence and if the purchaser defaults in punctual payment of the price the Company shall be entitled to terminate the contract and recover the goods at the purchaser's expense without prejudice to any further rights which the Company may have;
- (d) Any default in payment of an invoice or an instalment payment on an invoice on the due date shall render the entire balance outstanding on all invoices from the Company to the purchaser immediately payable in full without demand being made notwithstanding any contrary provisions as to terms of payment in any one or all invoices;
- (e) If the purchaser fails to give all instructions reasonably required by the Company and all necessary document, licences, consents and authorities for forwarding the goods or is unable to accept delivery of the goods at the time when the goods are due and ready for despatch or delivery or shall otherwise cause or request delay, the purchaser shall pay to the Company all costs and expenses, including storage and insurance charges incurred or arising from such delay during which, at the Company's absolute discretion if its storage facilities permit, the goods will be stored at the purchaser's sole risk. This provision shall be in addition to and not in substitution for any other payment or damages for which the purchaser may be liable in respect of his failure to take delivery at the appropriate date;
- (f) The purchaser shall not be entitled to make any deduction from the price of goods which have been delivered to the purchaser in respect of any set off or counterclaim unless both the validity and the amount thereof have been expressly admitted in writing by the Company and such admission is signed by a director of the Company;
- (g) In the absence of any specific appropriation by the purchaser, the Company shall have the right to appropriate any payment made by the purchaser towards the satisfaction of any invoice outstanding from time to time as the Company shall in its absolute discretion think fit.

5. DELIVERY

- (a) Any time or date stated for delivery is given and intended as an estimate only and the Company shall not be liable for any loss or damage whatsoever resulting from any delay in delivery howsoever arising;
- (b) Unless otherwise stated in writing delivery shall be deemed to take place upon the occurrence of the first in time of the following, namely:
 - i. the physical delivery of the goods to the purchaser at the Company's works;
 - ii. the physical delivery of the goods to the purchaser's carrier or agent for the purpose of transmission to the purchaser or his nominee;
 - iii. the physical delivery of the goods to the purchaser's place of business or such other place as he may direct by the Company, its carrier or agent, the purchaser being responsible for unloading;
- (c) Signature of the Company's delivery note by any employee, representative or agent of the purchaser shall be conclusive proof of delivery;
- (d) Where the contract provides for delivery by the Company, its carrier or agent:
 - i. any claims for non-delivery must be made in writing to the Company within three days of receipt of invoice or advice note whichever is the earlier;
 - ii. any claims in respect of goods damaged in transit or shortages in delivery must be made in writing to the Company within three days of delivery; shortages in delivery shall not give rise to a right to reject the goods delivered;
- (e) The Company shall be entitled to make partial deliveries or deliveries by instalments and all the provisions of these terms shall apply to such deliveries;

6. PROPERTY AND RISK

- (a) Risk in the goods shall pass to the purchaser at the time at which delivery takes place in accordance with clause 5 above and the purchaser shall be solely responsible for insuring the goods thereafter;
- (b) The Company shall retain ownership of and title in the goods delivered until full payment has been made in respect of all such goods. Until such time the goods shall be:

- i. stored separately from other goods in the possession of the purchaser;
 - ii. marked or otherwise rendered identifiable as being the property of the Company;
 - iii. held by the purchaser as bailee of the Company;
 - iv. held by the purchaser free from any charge, lien or other encumbrance;
- (c) Provided the Company has not requested their return and notwithstanding that payment in full has not been made for all of the goods delivered, the purchaser as principal and not as agent for the Company shall be entitled to use the goods or offer for sale and sell them in the ordinary course of his business;
- (d) Where the purchaser sells the goods prior to paying for them in full:
- i. the Company shall be legally and beneficially entitled to the proceeds of sale;
 - ii. the purchaser shall hold the proceeds of sale on trust for the Company and shall not mingle them with other monies and shall not pay them into an overdrawn bank account;
 - iii. he shall deposit the proceeds of sale in a separate bank account, the location and number of which he has previously notified to the Company, and he shall not be entitled to use or deal with the proceeds of sale until payment in full for the goods has been made to the Company;
- (e) The Company shall have the right at any time by its servants or agents to enter the purchaser's premises where the goods are stored, or are thought the Company to be stored, so as to:
- i. retake possession of the goods when the Company has requested their return and the purchaser has not immediately complied with the request, such retaking or return to be without prejudice to any other rights the Company may have arising therefrom;
 - ii. inspect the storage of the Company's goods which have not been paid for in full;
 - iii. investigate and ascertain whether all these terms are being complied with;

7. GUARANTEE AND LIABILITY

- (a) The Company guarantees all goods which have been manufactured by the Company against any defect of work or materials which can be proved to the Company's satisfaction to have been caused before delivery provided that:
 - i. the goods are used for their normal purpose,
 - ii. full details of any such defect are notified to the Company within thirty days of its first appearance and
 - iii. the goods in which the defect arises are returned at the purchaser's expense to the Company;
- (b) The guarantee shall be for a period of twelve years from the date of delivery for all product except pumps which are 3 years for Monsoon and 1 year for Showermate and products with any other finish that is not chrome, such as gold, which are guaranteed for 3 years. The liability of the Company shall be limited at its option either to supply replacement goods, which will be supplied subject to these terms, or refunding of the goods;
- (c) The Company gives no guarantee in respect of goods not manufactured by it but shall use all reasonable endeavours to procure for the purchaser or assign to the purchaser the benefit of any guarantee obtained by it from the manufacturer or supplier thereof; however the Company shall not be required to commence litigation against such manufacturer or supplier or to incur any expense in connection with any such claim by the purchaser;
- (d) The above guarantee is given in lieu of and to the exclusion of all other warranties, conditions, representations and undertakings express or implied by statute or otherwise in respect of the quality or fitness for purpose of the goods or as to their condition or performance or as to any other matter except where such warranty or condition is implied by statute and by reason of a statutory provision, cannot be excluded;
- (e) Save as provided herein and save in any case where death or personal injury has been caused by the Company's negligence or any case where the Company is liable for a defect in the goods pursuant to Part 1 of the Consumer Protection Act 1987 or any statutory replacement thereof, the Company shall be under no liability whatsoever to the purchaser for any loss or damage whether direct, indirect or consequential arising out of any defect in, failure of or unsuitability for any purpose of the goods or any part thereof whether the same be due to any act, omission, breach of contract, negligence or wilful default in design, workmanship or materials or any other cause.

8. INDEMNITY AS TO INDUSTRIAL PROPERTY RIGHTS

- (a) The purchaser shall indemnify the Company against all loss, damages, costs and expenses suffered or incurred by the Company or to which the Company may become liable as a result of any work carried out in accordance with the purchaser's specification(s) which involves infringement or alleged infringement of a patent, registered design or other industrial property right;
- (b) If the purchaser uses or sells the goods in such a manner as to infringe any such rights the company shall not be responsible for such infringement and the purchaser agrees to indemnify the Company from and against all liability arising therefrom.

9. TERMINATION

- The Company shall have the right forthwith to cancel the purchaser's order if any of the following events occur and subject to enforcement of the Company's rights to recover the goods and to receive payment of the price or damages, the contract shall be deemed to have terminated:
- (a) the purchaser commits any breach of its obligations to the Company;
 - (b) any distress or execution is levied upon any property of the purchaser;
 - (c) the purchaser makes or offers to make any arrangement or composition with creditors or commits any act of bankruptcy or insolvency;
 - (d) any resolution is passed or petition presented to wind up the purchaser;
 - (e) a receiver or administrator is appointed or any chargee takes possession of all or any part of the undertaking or assets of the purchaser;
 - (f) the purchaser stops payment or ceases or threatens to cease to carry on its business or to pay its debts as and when they fall due;
 - (g) any remittance for payment of the whole or any part of the purchase price of the goods is dishonoured by the purchaser's bankers.

10. ASSIGNMENT

- The purchaser shall not assign or transfer or purport to assign or transfer any contract to which these terms apply to any other person without the Company's prior written consent. The Company reserves the right to subcontract the performance of the contract or any part of it.

11. FORCE MAJEURE

- If the Company is prevented or delayed (directly or indirectly) from making delivery of the goods or any part thereof or from otherwise performing the contract or any part thereof by reason of war, embargo, riot, strike, lock-out, trade dispute, fire, breakdown of plant or machinery, inclement weather, interruption of transport, Government action, delay in delivery to the Company of any goods or materials, or by any cause whatsoever (whether or not of a like nature to the foregoing) outside its control, it shall be under no liability whatsoever to the purchaser and shall be entitled at its option either to cancel the contract or without any liability to extend the time or times for delivery by a period equivalent to that during which such delivery has been prevented.


12. PROPER LAW

- The contract and these terms shall be governed by English law and the purchaser shall submit to the sole jurisdiction of the English Courts.

WHERE INSPIRATION FLOWS



OTHER CATALOGUES AVAILABLE




CONSUMER CATALOGUE

VADO's tap, showering and accessory collection, the perfect catalogue to give to consumers visiting bathroom showrooms.




SHOWERING PACKAGES

A collection of showering packages with easy to order codes, taking the hassle out of selecting a shower.



BOOTH & CO.

Inspired by Victorian design, Booth & Co. introduces a distinctive collection of traditional taps, showers and accessories.



INDIVIDUAL by VADO

Celebrating innovation and original design, Individual by VADO presents a range of coloured and textured finishes.

By partnering with the World Land Trust's Carbon Balanced Paper programme, we have offset any emissions produced from the production of the paper whilst making this brochure.



www.carbonbalancedpaper.com
CBP016551



VADO
Wedmore Road Cheddar Somerset England BS27 3EB
tel 01934 744466
fax 01934 744345
www.vado.com
sales@vado.com

due to our policy of continual improvement, VADO reserve the right to change product specification.
the colours indicated are an approximation of the actual finishes on VADO products. e&oe.
©2023 VADO LIT-VADO/SPEC-JAN23

